



Shakerag Elementary School

 10885 Rogers Circle, Johns Creek, GA 30097

 (470)254-2880

 Grades: K-5

 Enrollment: 617 students

 Highest Performing (Gold)

Performance Snapshot

- Shakerag Elementary School's **overall performance is higher than 94% of schools in the state** and is higher than its district.
- Its students' **academic growth is higher than 76% of schools in the state** and higher than its district.
- **83.2% of its 3rd grade students are reading at or above the grade level target.**

Note: For information on educator qualifications and other federal reporting requirements, [click here](#).
 Discipline data are available in the [K-12 Student Discipline Dashboard](#).

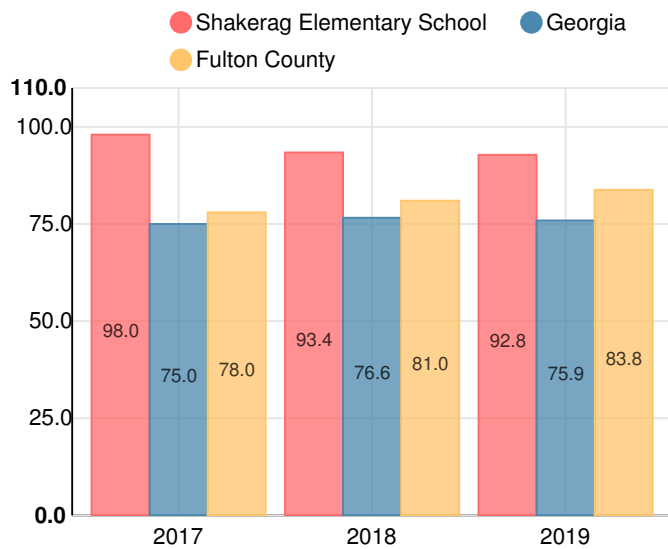
School Wide

A92.8

Year	Shakerag Elementary School
2019	A
2018	A
2017	A
2016	A
2015	B

Grade conversion	
A	90 - 100
B	80 - 89.9
C	70 - 79.9
D	60 - 69.9
F	0 - 59.9

CCRPI Single Score



Student Mobility Rate

13.8%

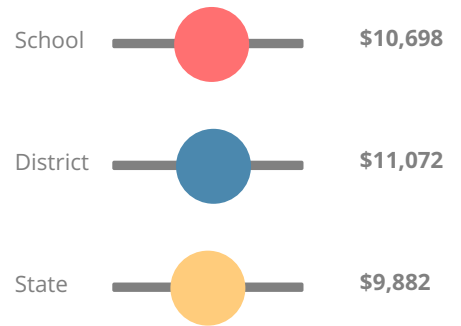
School Climate Star Rating



Financial Efficiency Star Rating

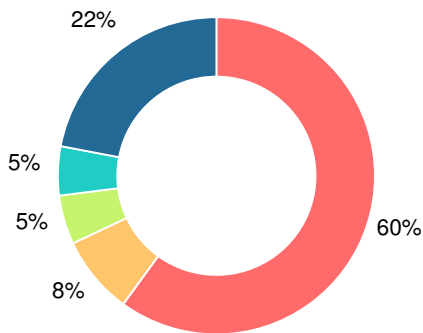


Per Pupil Expenditures

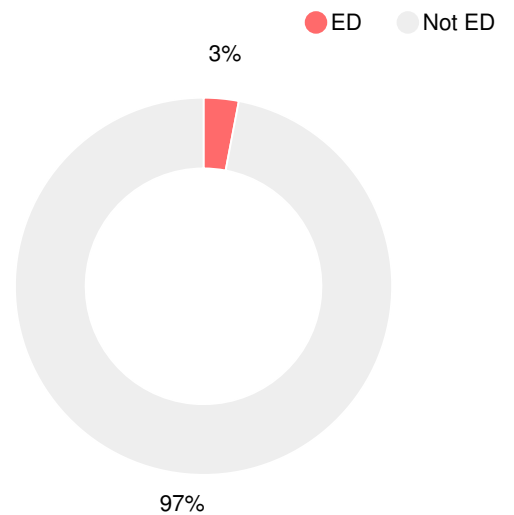


Race/Ethnicity

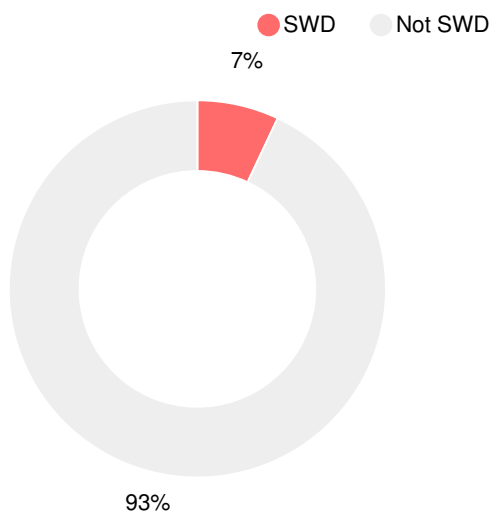
- Asian/Pacific Islander
- American Indian/Alaskan
- Black
- Hispanic
- Multi-racial
- White



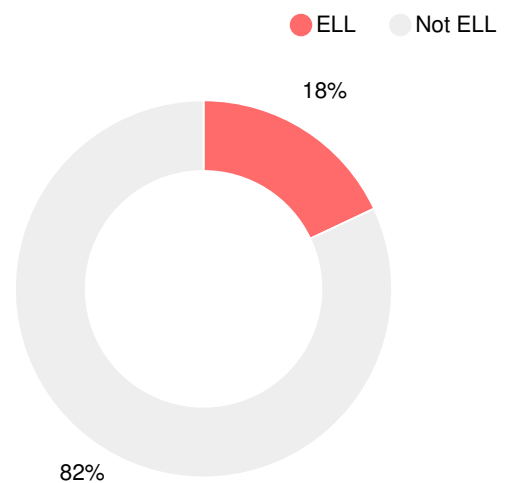
Economically Disadvantaged (ED)



Students with Disability (SWD)



English Language Learners (ELL)



Elementary

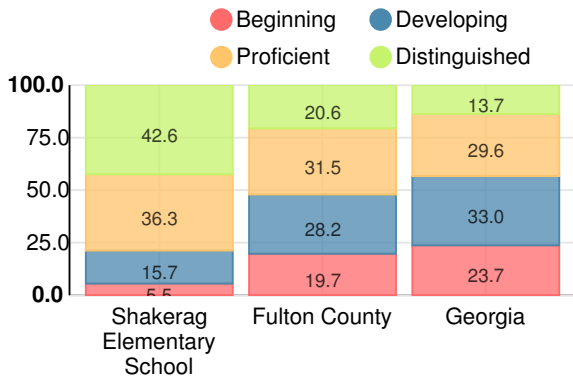
CCRPI Score

Shakerag Elementary School

Indicator	2019
Content Mastery	96.3
Progress	90.6
Closing Gaps	89.6
Readiness	93.6
CCRPI Score	92.8

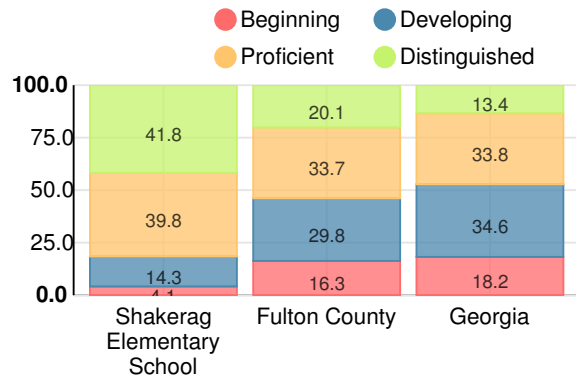
English

Percent of students scoring in each performance level on 2019 Georgia Milestones for elementary grades



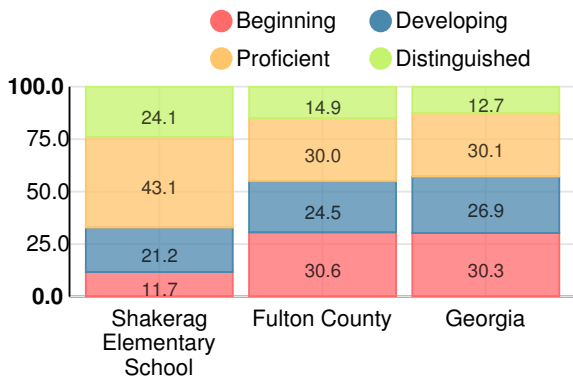
Mathematics

Percent of students scoring in each performance level on 2019 Georgia Milestones for elementary grades



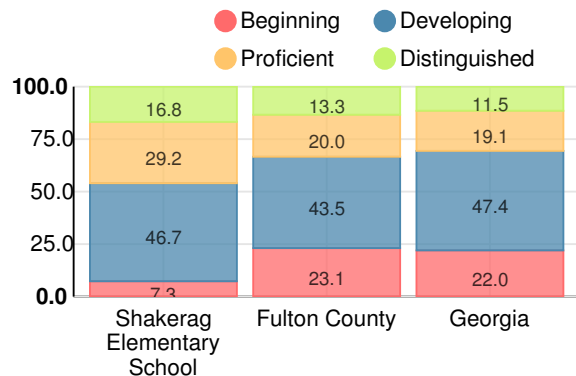
Science

Percent of students scoring in each performance level on 2019 Georgia Milestones for elementary grades



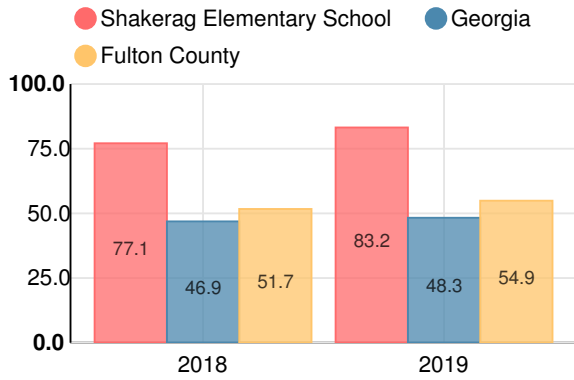
Social Studies

Percent of students scoring in each performance level on 2019 Georgia Milestones for elementary grades



Reading at or above the Grade Level Target (3rd Grade)

Percent of students in grade 3 achieving Lexile measure equal to or greater than 670



Reading at or above the Grade Level Target (5th Grade)

Percent of students in grade 5 achieving Lexile measure equal to or greater than 920

