



Tolbert Elementary School

 1435 Hall Memorial Road, Resaca, GA 30735

 706-629-4404

 Grades: K-5

 Enrollment: 523 students

Note: For information on educator qualifications and other federal reporting requirements, [click here](#). Discipline data are available in the [K-12 Student Discipline Dashboard](#).

Performance Snapshot

- Tolbert Elementary School's **overall performance is higher than 28% of schools in the state** and is lower than its district.
- Its students' **academic growth is higher than 43% of schools in the state** and lower than its district.
- 35.6% of its 3rd grade students are reading at or above the grade level target.**

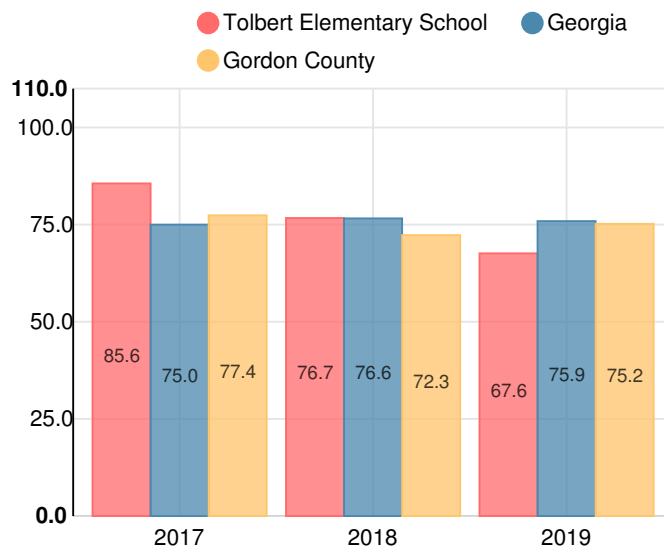
School Wide

D67.6

Year	Tolbert Elementary School
2019	D
2018	C
2017	B
2016	C
2015	D

Grade conversion	
A	90 - 100
B	80 - 89.9
C	70 - 79.9
D	60 - 69.9
F	0 - 59.9

CCRPI Single Score



Student Mobility Rate

24.0%

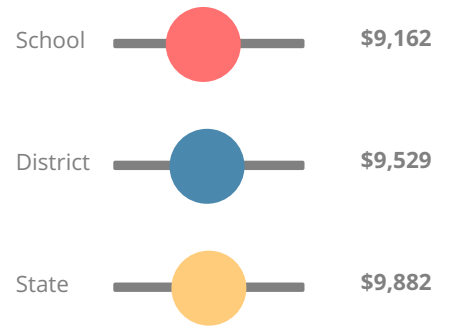
School Climate Star Rating



Financial Efficiency Star Rating

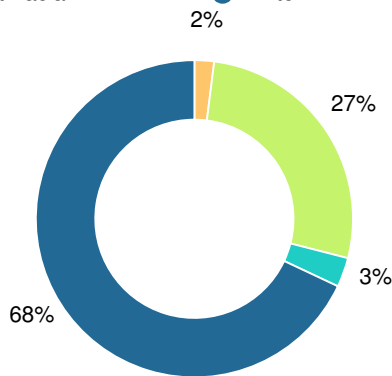


Per Pupil Expenditures



Race/Ethnicity

- Asian/Pacific Islander
- American Indian/Alaskan
- Black
- Hispanic
- Multi-racial
- White



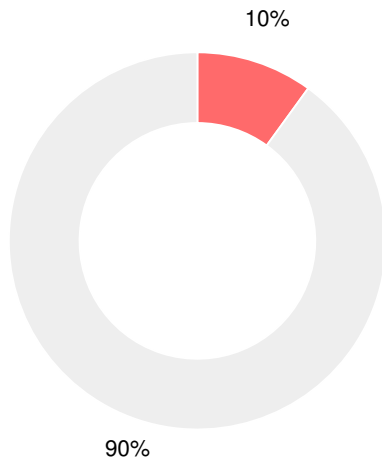
Economically Disadvantaged (ED)

- ED
- Not ED



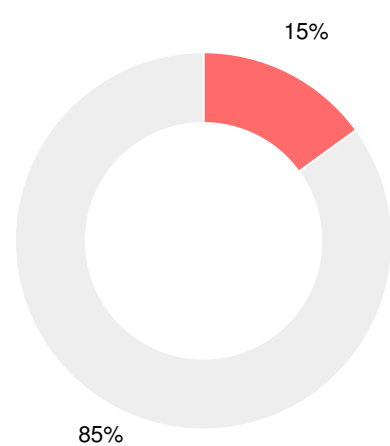
Students with Disability (SWD)

- SWD
- Not SWD



English Language Learners (ELL)

- ELL
- Not ELL



Elementary

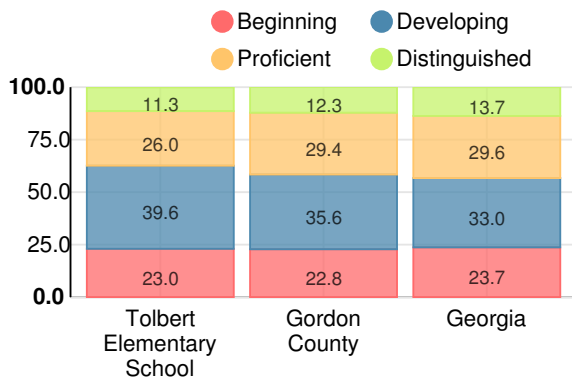
CCRPI Score

Tolbert Elementary School

Indicator	2019
Content Mastery	67.8
Progress	81.2
Closing Gaps	22.5
Readiness	77.2
CCRPI Score	67.6

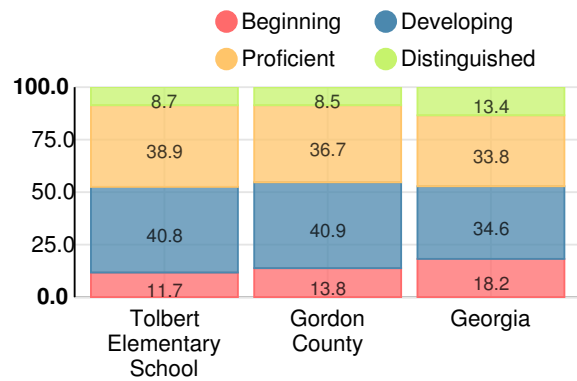
English

Percent of students scoring in each performance level on 2019 Georgia Milestones for elementary grades



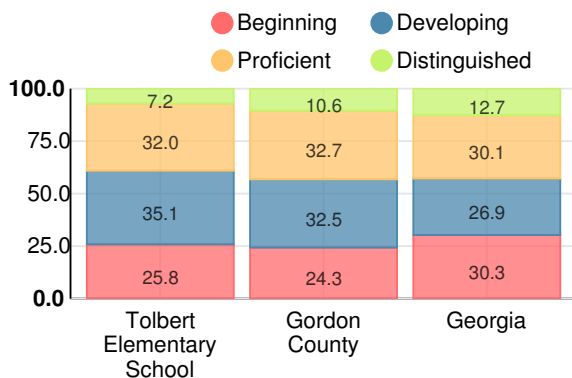
Mathematics

Percent of students scoring in each performance level on 2019 Georgia Milestones for elementary grades



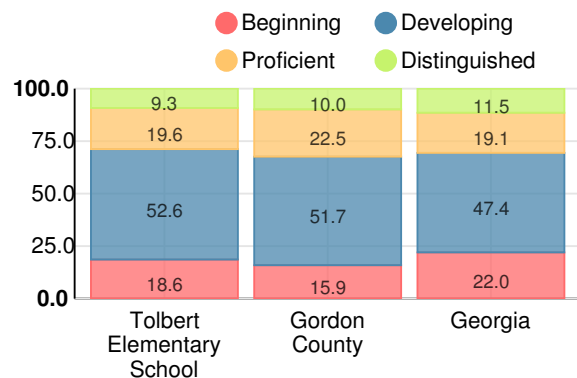
Science

Percent of students scoring in each performance level on 2019 Georgia Milestones for elementary grades



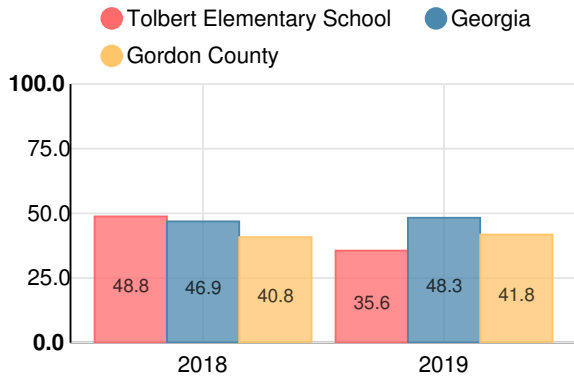
Social Studies

Percent of students scoring in each performance level on 2019 Georgia Milestones for elementary grades



Reading at or above the Grade Level Target (3rd Grade)

Percent of students in grade 3 achieving Lexile measure equal to or greater than 670



Reading at or above the Grade Level Target (5th Grade)

Percent of students in grade 5 achieving Lexile measure equal to or greater than 920

