


Five Forks Middle School

 3250 River Drive, Lawrenceville, GA 30044

 (770) 972-1506

 Grades: 6-8

 Enrollment: 1183 students

Note: For information on educator qualifications and other federal reporting requirements, [click here](#). Discipline data are available in the [K-12 Student Discipline Dashboard](#).

Performance Snapshot

- Five Forks Middle School's **overall performance is higher than 89% of schools in the state** and is higher than its district.
- Its students' **academic growth is higher than 63% of schools in the state** and higher than its district.
- **87.0% of its 8th grade students are reading at or above the grade level target.**

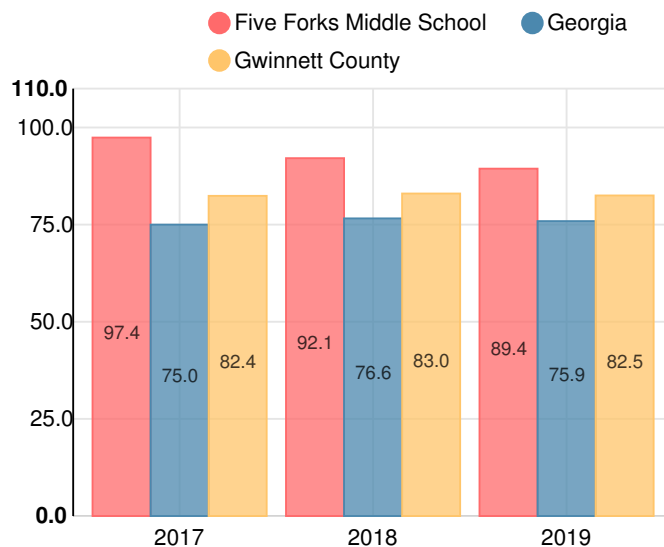
School Wide

B89.4

Year	Five Forks Middle School
2019	B
2018	A
2017	A
2016	A
2015	B

Grade conversion	
A	90 - 100
B	80 - 89.9
C	70 - 79.9
D	60 - 69.9
F	0 - 59.9

CCRPI Single Score



Student Mobility Rate

8.5%

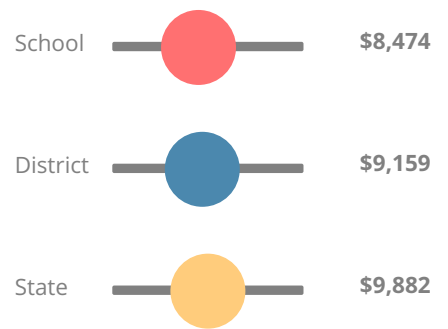
School Climate Star Rating



Financial Efficiency Star Rating

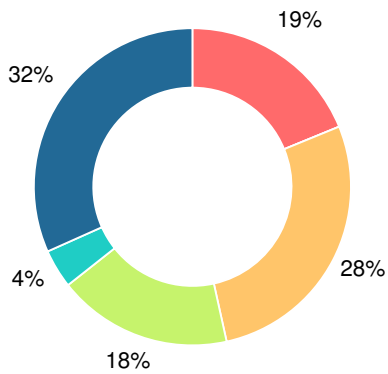


Per Pupil Expenditures



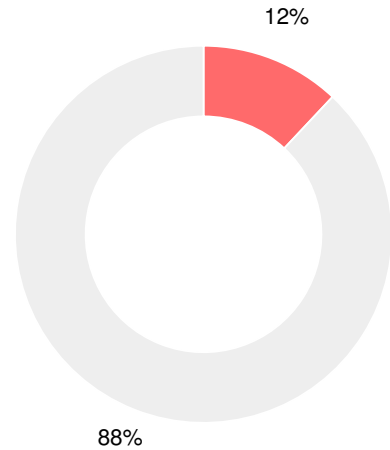
Race/Ethnicity

- Asian/Pacific Islander
- American Indian/Alaskan
- Black
- Hispanic
- Multi-racial
- White



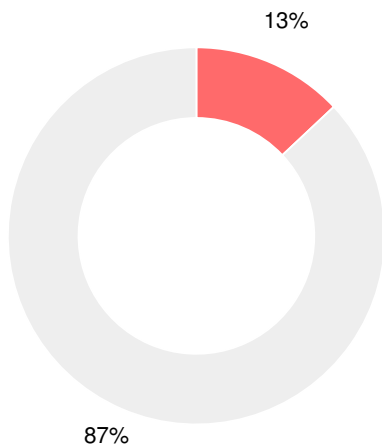
Economically Disadvantaged (ED)

- ED
- Not ED



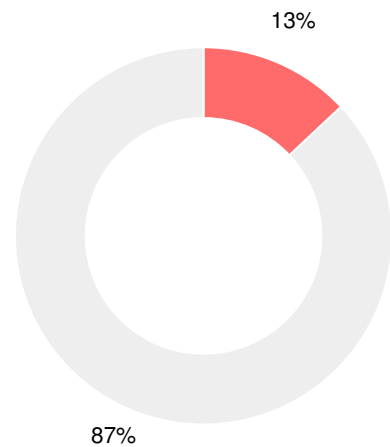
Students with Disability (SWD)

- SWD
- Not SWD



English Language Learners (ELL)

- ELL
- Not ELL



Middle School

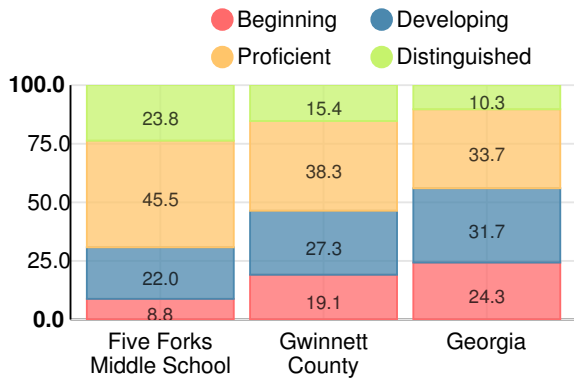
CCRPI Score

Five Forks Middle School

Indicator	2019
Content Mastery	97.4
Progress	85.5
Closing Gaps	77.8
Readiness	92.9
CCRPI Score	89.4

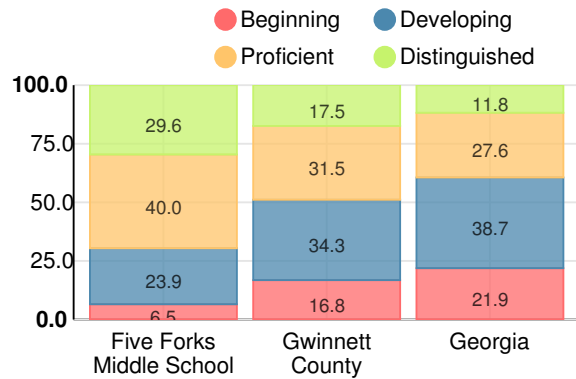
English

Percent of students scoring in each performance level on 2019 Georgia Milestones for middle school grades



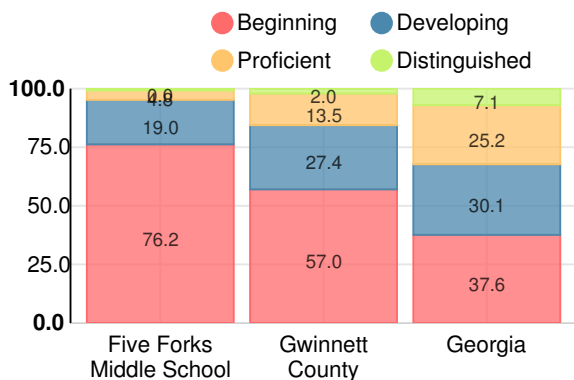
Mathematics

Percent of students scoring in each performance level on 2019 Georgia Milestones for middle school grades



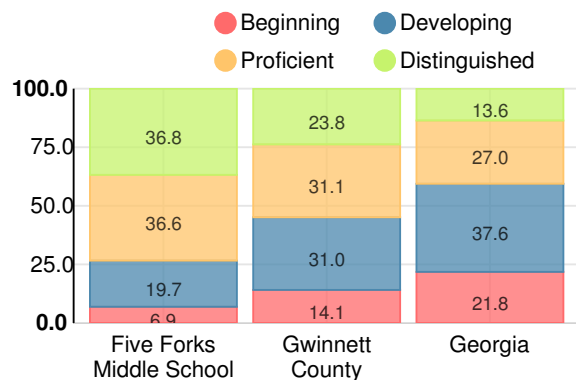
Science

Percent of students scoring in each performance level on 2019 Georgia Milestones for middle school grades



Social Studies

Percent of students scoring in each performance level on 2019 Georgia Milestones for middle school grades



**Reading at or above the Grade Level Target
(8th Grade)**

Percent of students in grade 8 achieving Lexile measure greater than 1097

