



Arcado Elementary School

 5150 Arcado Road SW, Lilburn, GA 30047

 (770) 925-2100

 Grades: K-5

 Enrollment: 981 students

 Greatest Gains (Gold)

Note: For information on educator qualifications and other federal reporting requirements, [click here](#). Discipline data are available in the [K-12 Student Discipline Dashboard](#).

Performance Snapshot

- Arcado Elementary School's **overall performance is higher than 92% of schools in the state** and is higher than its district.
- Its students' **academic growth is higher than 73% of schools in the state** and higher than its district.
- 66.3% of its 3rd grade students are reading at or above the grade level target.**
- Arcado Elementary School is **Beating the Odds**, meaning that it performs better than similar schools.

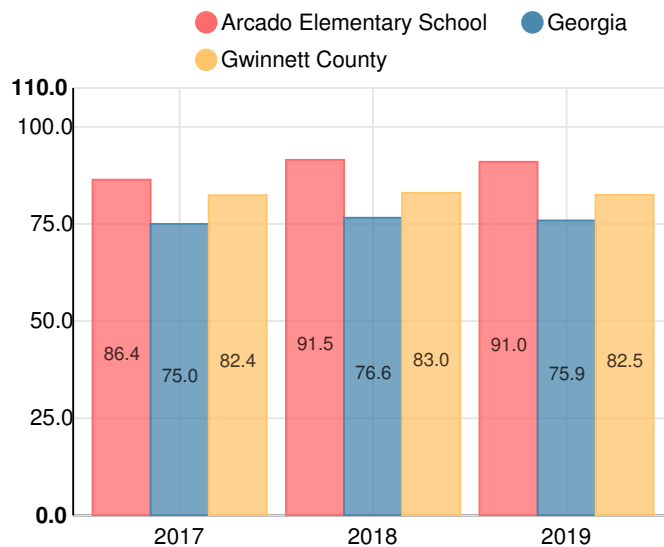
School Wide

A91

Year	Arcado Elementary School
2019	A
2018	A
2017	B
2016	A
2015	B

Grade conversion	
A	90 - 100
B	80 - 89.9
C	70 - 79.9
D	60 - 69.9
F	0 - 59.9

CCRPI Single Score



Student Mobility Rate

14.0%

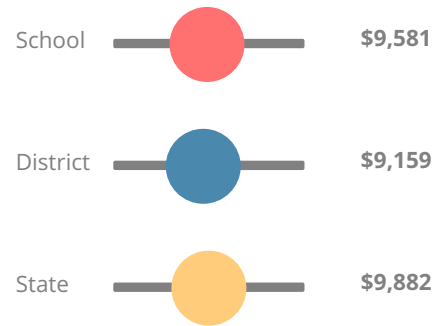
School Climate Star Rating



Financial Efficiency Star Rating

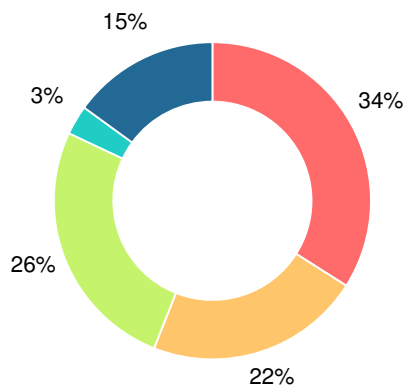


Per Pupil Expenditures



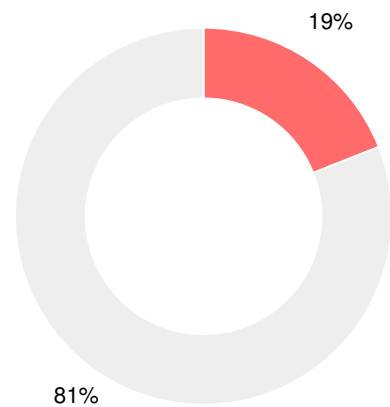
Race/Ethnicity

- Asian/Pacific Islander
- American Indian/Alaskan
- Black
- Hispanic
- Multi-racial
- White



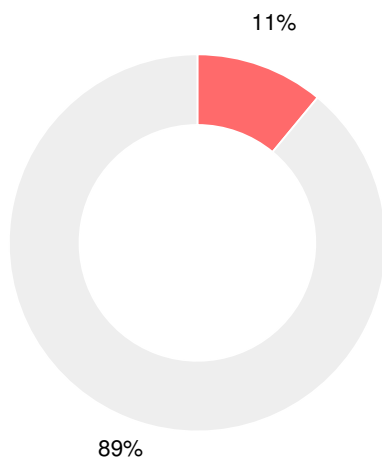
Economically Disadvantaged (ED)

- ED
- Not ED



Students with Disability (SWD)

- SWD
- Not SWD



English Language Learners (ELL)

- ELL
- Not ELL



Elementary

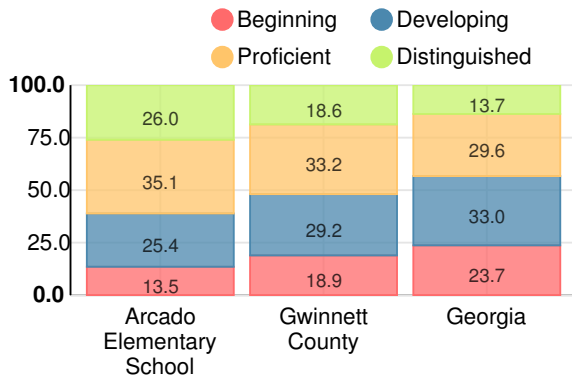
CCRPI Score

Arcado Elementary School

Indicator	2019
Content Mastery	90.2
Progress	89.9
Closing Gaps	100.0
Readiness	87.2
CCRPI Score	91.0

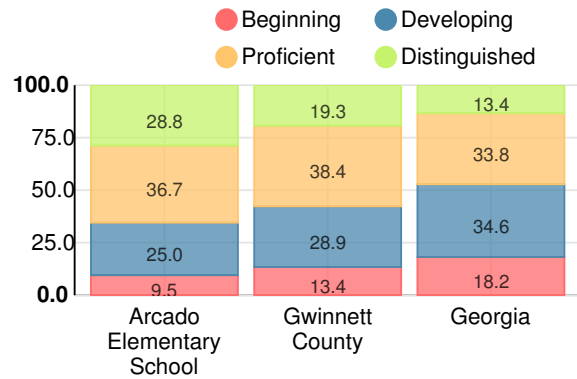
English

Percent of students scoring in each performance level on 2019 Georgia Milestones for elementary grades



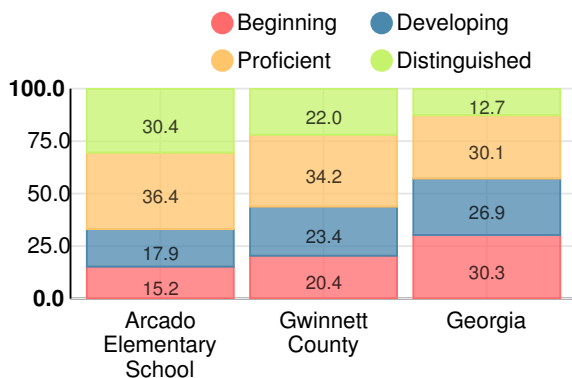
Mathematics

Percent of students scoring in each performance level on 2019 Georgia Milestones for elementary grades



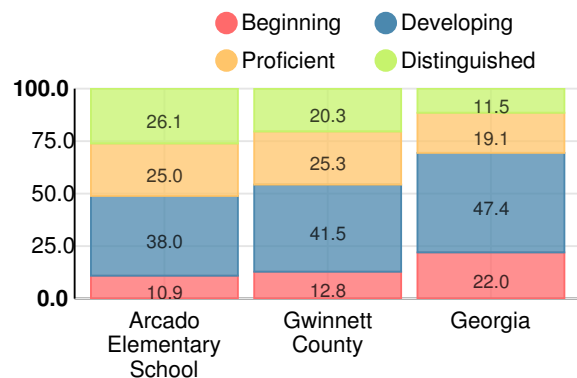
Science

Percent of students scoring in each performance level on 2019 Georgia Milestones for elementary grades



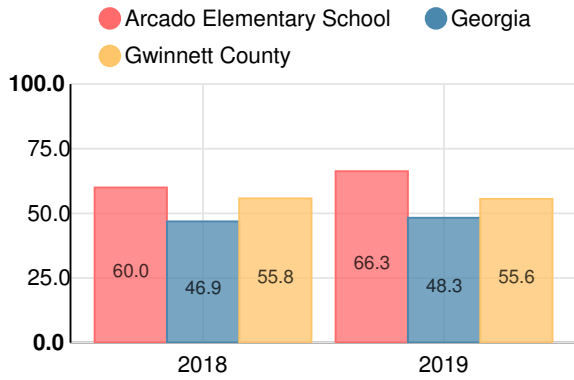
Social Studies

Percent of students scoring in each performance level on 2019 Georgia Milestones for elementary grades



Reading at or above the Grade Level Target (3rd Grade)

Percent of students in grade 3 achieving Lexile measure equal to or greater than 670



Reading at or above the Grade Level Target (5th Grade)

Percent of students in grade 5 achieving Lexile measure equal to or greater than 920

