


Clarkesville Elementary School

 6539 Hwy 115 West, Clarkesville, GA 30523

 706-754-2442

 Grades: K-5

 Enrollment: 377 students

Note: For information on educator qualifications and other federal reporting requirements, [click here](#). Discipline data are available in the [K-12 Student Discipline Dashboard](#).

Performance Snapshot

- Clarkesville Elementary School's **overall performance is higher than 84% of schools in the state** and is higher than its district.
- Its students' **academic growth is higher than 76% of schools in the state** and higher than its district.
- **46.8% of its 3rd grade students are reading at or above the grade level target.**
- Clarkesville Elementary School is **Beating the Odds**, meaning that it performs better than similar schools.

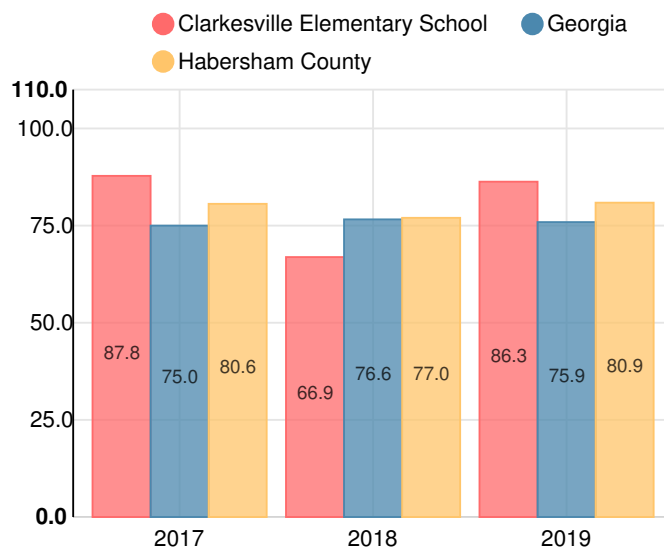
School Wide

B86.3

Year	Clarkesville Elementary School
2019	B
2018	D
2017	B
2016	A
2015	B

Grade conversion	
A	90 - 100
B	80 - 89.9
C	70 - 79.9
D	60 - 69.9
F	0 - 59.9

CCRPI Single Score



Student Mobility Rate

10.7%

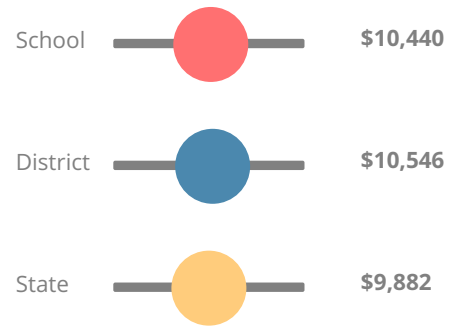
School Climate Star Rating



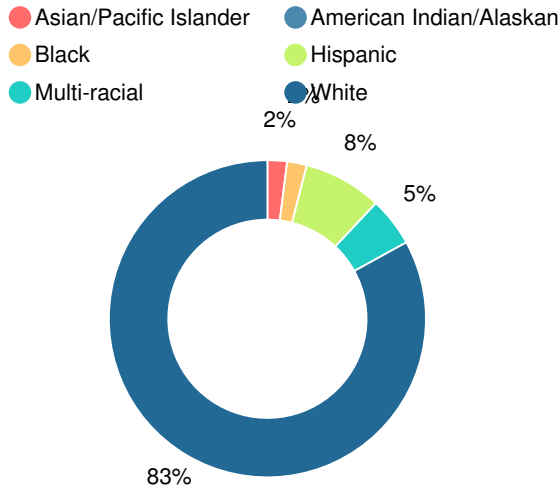
Financial Efficiency Star Rating



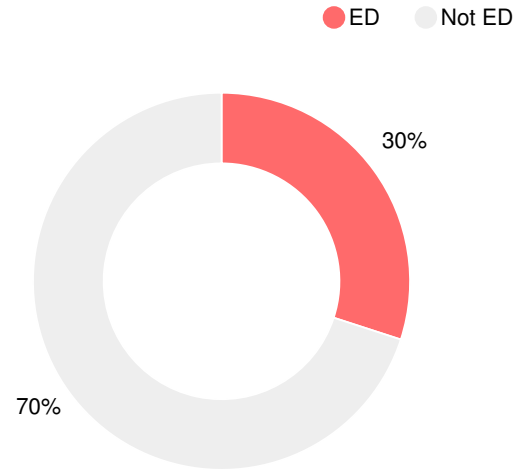
Per Pupil Expenditures



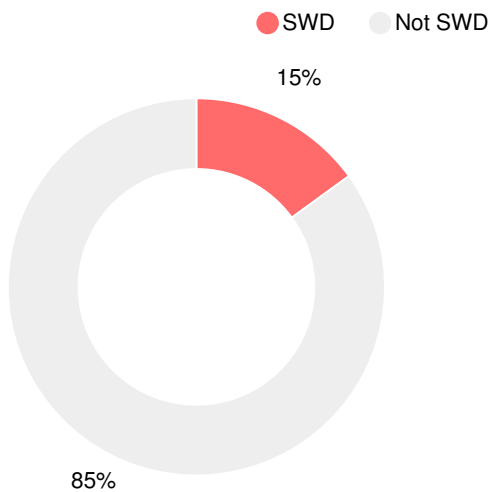
Race/Ethnicity



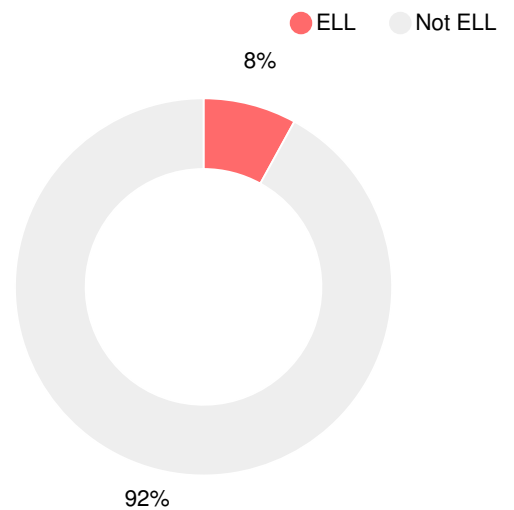
Economically Disadvantaged (ED)



Students with Disability (SWD)



English Language Learners (ELL)



Elementary

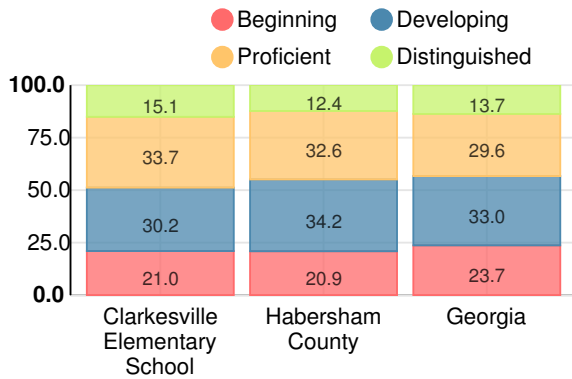
CCRPI Score

Clarkesville Elementary School

Indicator	2019
Content Mastery	81.7
Progress	90.7
Closing Gaps	90.6
Readiness	82.1
CCRPI Score	86.3

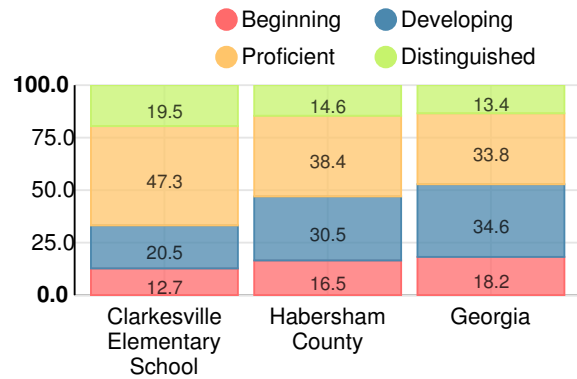
English

Percent of students scoring in each performance level on 2019 Georgia Milestones for elementary grades



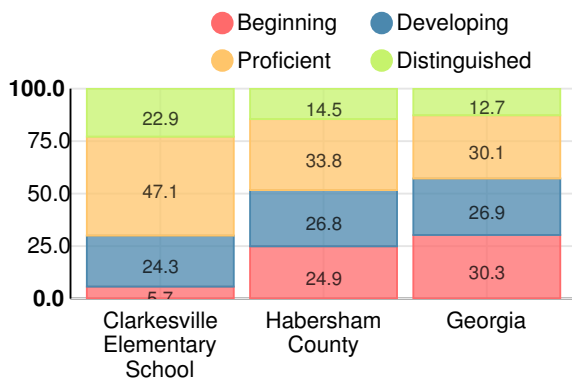
Mathematics

Percent of students scoring in each performance level on 2019 Georgia Milestones for elementary grades



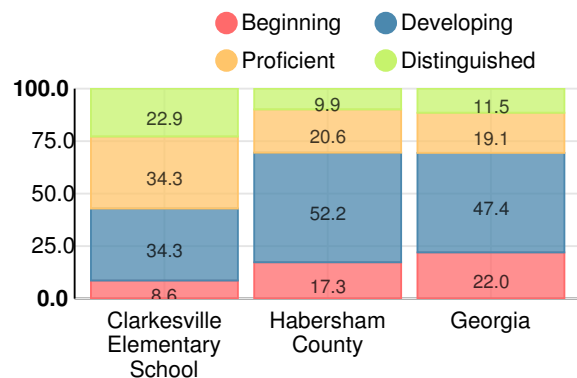
Science

Percent of students scoring in each performance level on 2019 Georgia Milestones for elementary grades



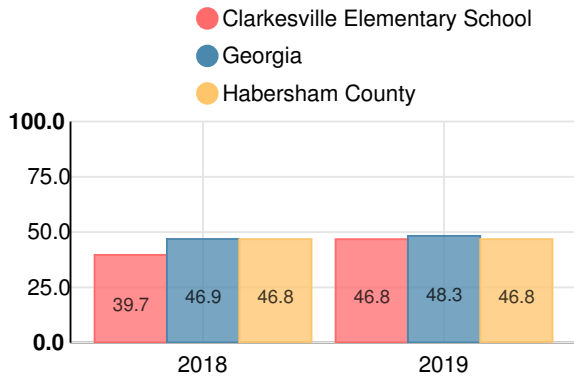
Social Studies

Percent of students scoring in each performance level on 2019 Georgia Milestones for elementary grades



Reading at or above the Grade Level Target (3rd Grade)

Percent of students in grade 3 achieving Lexile measure equal to or greater than 670



Reading at or above the Grade Level Target (5th Grade)

Percent of students in grade 5 achieving Lexile measure equal to or greater than 920

