



Miller County Elementary School

 996 Phillipsburg Rd, Colquitt, GA 39837

 (229)758-4140

 Grades: K-5

 Enrollment: 371 students

Note: For information on educator qualifications and other federal reporting requirements, [click here](#). Discipline data are available in the [K-12 Student Discipline Dashboard](#).

Performance Snapshot

- Miller County Elementary School's **overall performance is higher than 50% of schools in the state** and is higher than its district.
- Its students' **academic growth is higher than 15% of schools in the state**.
- **45.5% of its 3rd grade students are reading at or above the grade level target**.
- Miller County Elementary School is **Beating the Odds**, meaning that it performs better than similar schools.

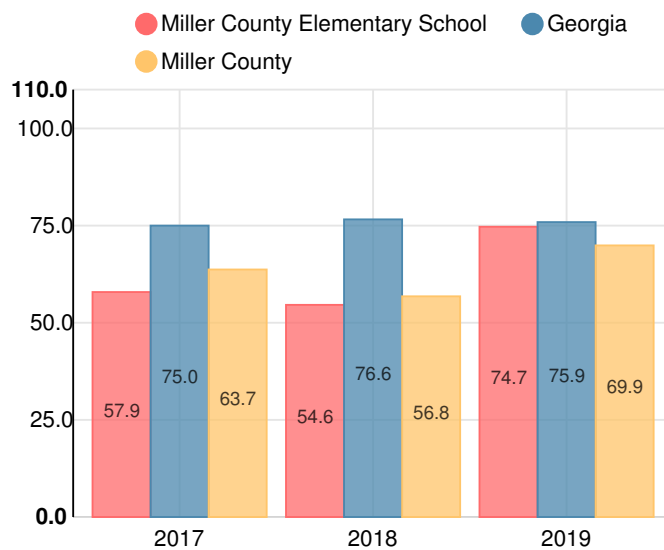
School Wide

C74.7

Year	Miller County Elementary School
2019	C
2018	F
2017	F
2016	F
2015	F

Grade conversion	
A	90 - 100
B	80 - 89.9
C	70 - 79.9
D	60 - 69.9
F	0 - 59.9

CCRPI Single Score



Student Mobility Rate

17.6%

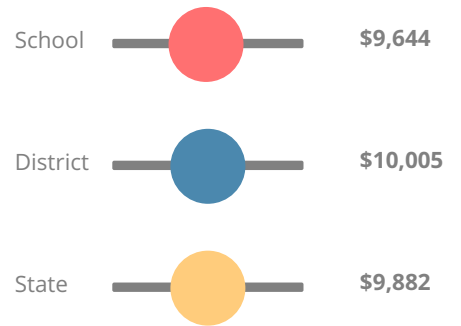
School Climate Star Rating



Financial Efficiency Star Rating

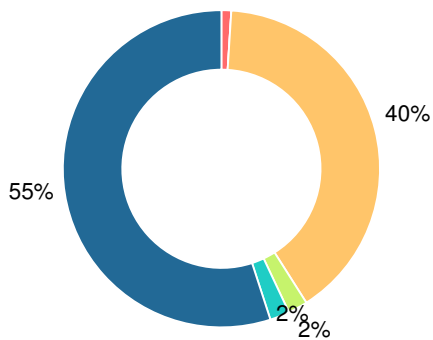


Per Pupil Expenditures



Race/Ethnicity

- Asian/Pacific Islander
- American Indian/Alaskan
- Black
- Hispanic
- Multi-racial
- White



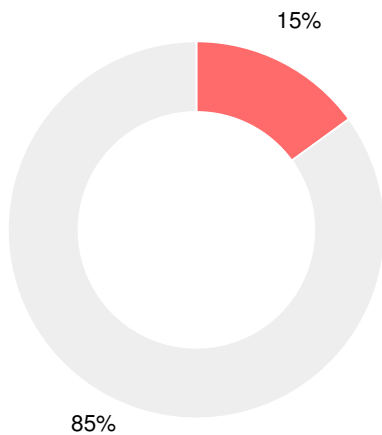
Economically Disadvantaged (ED)

- ED
- Not ED



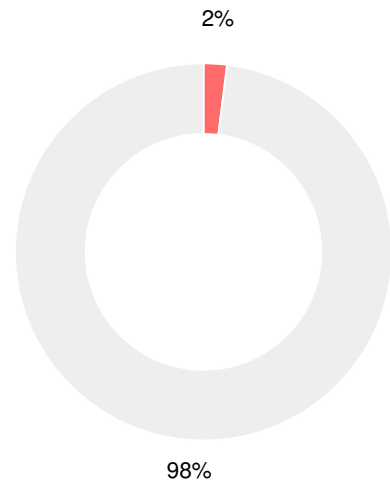
Students with Disability (SWD)

- SWD
- Not SWD



English Language Learners (ELL)

- ELL
- Not ELL



Elementary

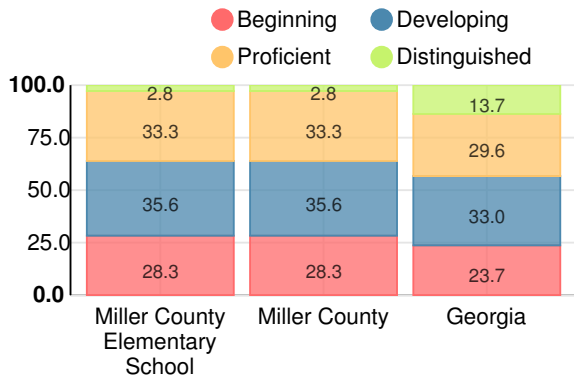
CCRPI Score

Miller County Elementary School

Indicator	2019
Content Mastery	62.7
Progress	71.7
Closing Gaps	100.0
Readiness	78.8
CCRPI Score	74.7

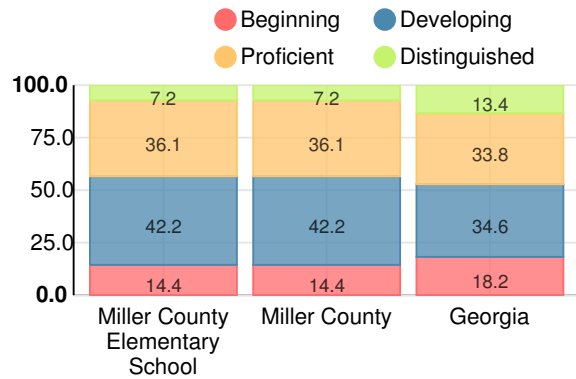
English

Percent of students scoring in each performance level on 2019 Georgia Milestones for elementary grades



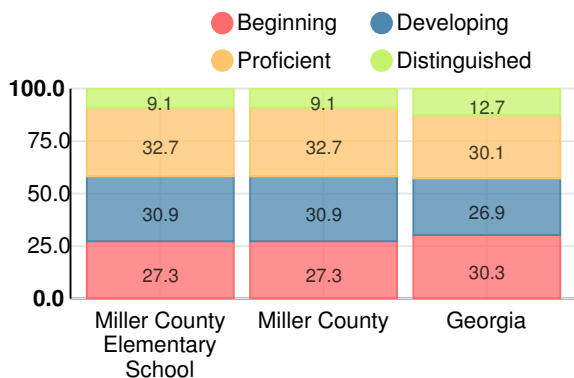
Mathematics

Percent of students scoring in each performance level on 2019 Georgia Milestones for elementary grades



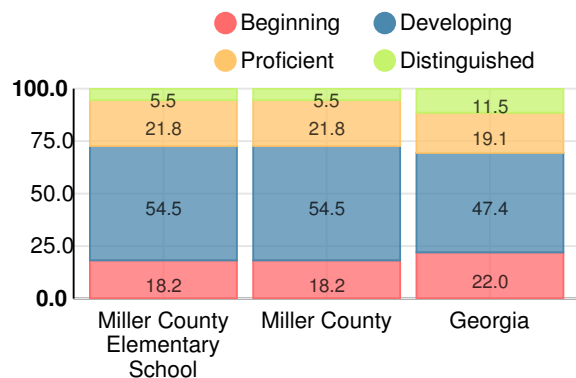
Science

Percent of students scoring in each performance level on 2019 Georgia Milestones for elementary grades



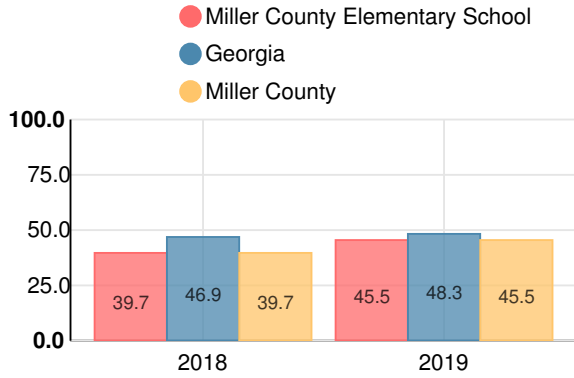
Social Studies

Percent of students scoring in each performance level on 2019 Georgia Milestones for elementary grades



Reading at or above the Grade Level Target (3rd Grade)

Percent of students in grade 3 achieving Lexile measure equal to or greater than 670



Reading at or above the Grade Level Target (5th Grade)

Percent of students in grade 5 achieving Lexile measure equal to or greater than 920

