



# Live Oak Elementary School

 500 Kirkland Rd, Covington, GA 30016

 (678)625-6654

 Grades: K-5

 Enrollment: 1028 students

Note: For information on educator qualifications and other federal reporting requirements, [click here](#). Discipline data are available in the [K-12 Student Discipline Dashboard](#).

## Performance Snapshot

- Live Oak Elementary's **overall performance is higher than 11% of schools in the state** and is lower than its district.
- Its students' **academic growth is higher than 14% of schools in the state** and lower than its district.
- **35.8% of its 3rd grade students are reading at or above the grade level target**.

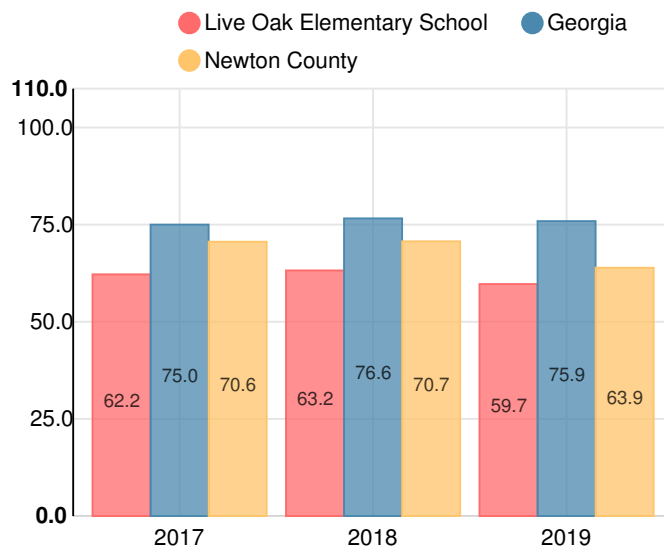
## School Wide

**F59.7**

Year	Live Oak Elementary School
2019	F
2018	D
2017	D
2016	C
2015	D

Grade conversion	
A	90 - 100
B	80 - 89.9
C	70 - 79.9
D	60 - 69.9
F	0 - 59.9

## CCRPI Single Score



Student Mobility Rate

26.4%

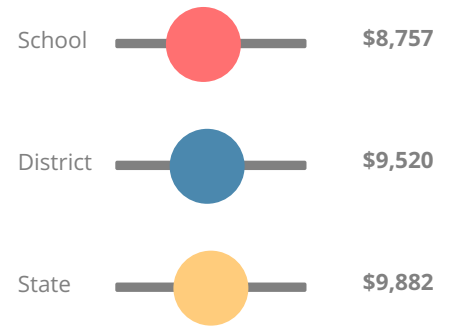
School Climate Star Rating



Financial Efficiency Star Rating

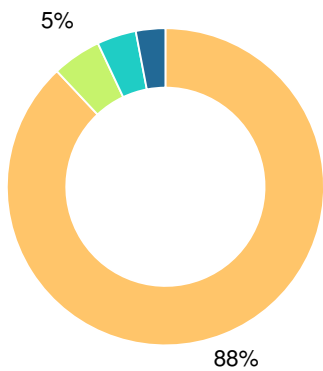


Per Pupil Expenditures



Race/Ethnicity

- Asian/Pacific Islander
- American Indian/Alaskan
- Black
- Hispanic
- Multi-racial
- White



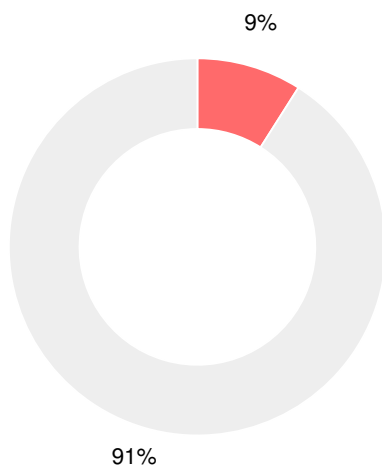
Economically Disadvantaged (ED)

- ED
- Not ED



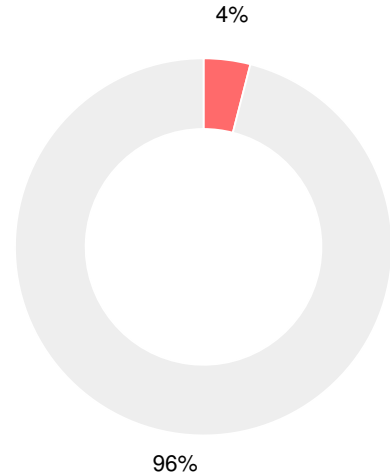
Students with Disability (SWD)

- SWD
- Not SWD



English Language Learners (ELL)

- ELL
- Not ELL



# Elementary

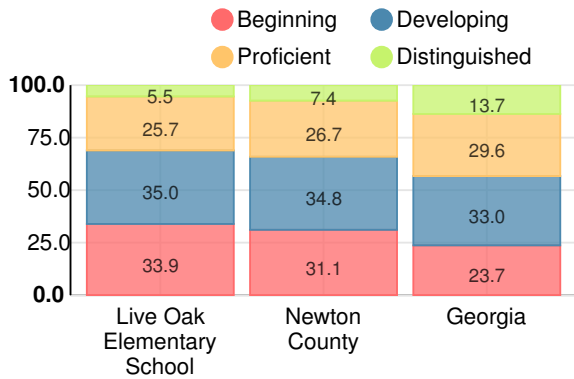
## CCRPI Score

### Live Oak Elementary School

Indicator	2019
Content Mastery	50.7
Progress	71.1
Closing Gaps	27.5
Readiness	77.3
<b>CCRPI Score</b>	<b>59.7</b>

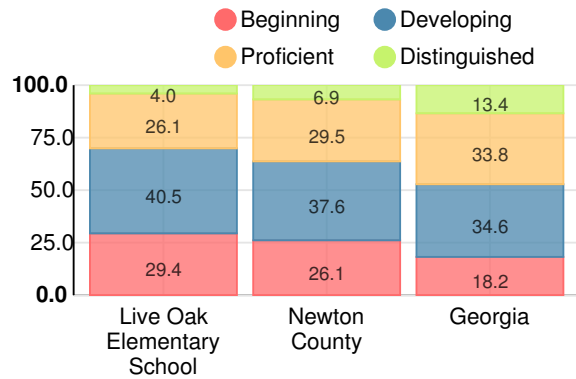
### English

Percent of students scoring in each performance level on 2019 Georgia Milestones for elementary grades



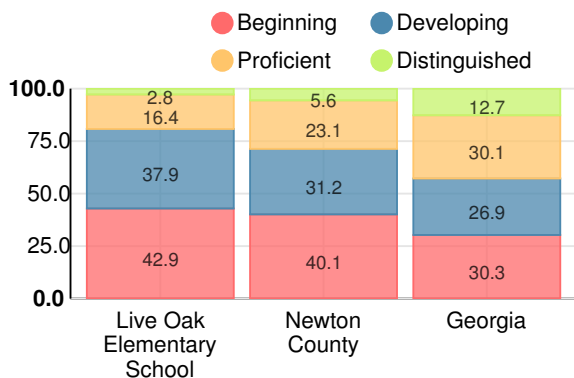
### Mathematics

Percent of students scoring in each performance level on 2019 Georgia Milestones for elementary grades



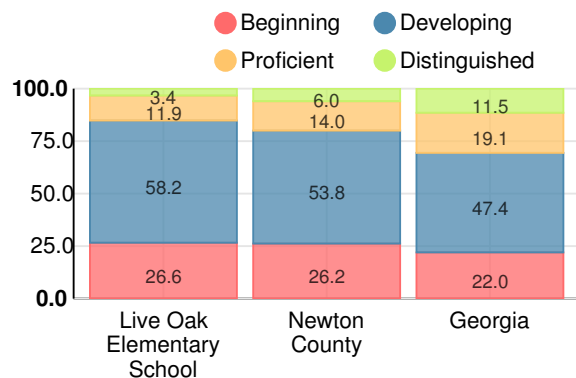
### Science

Percent of students scoring in each performance level on 2019 Georgia Milestones for elementary grades



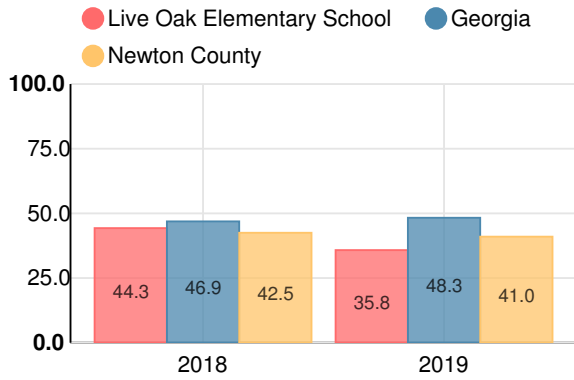
### Social Studies

Percent of students scoring in each performance level on 2019 Georgia Milestones for elementary grades



**Reading at or above the Grade Level Target (3rd Grade)**

Percent of students in grade 3 achieving Lexile measure equal to or greater than 670



**Reading at or above the Grade Level Target (5th Grade)**

Percent of students in grade 5 achieving Lexile measure equal to or greater than 920

