



# Moreland Road Elementary School

 455 Moreland Rd, Griffin, GA 30224

 (770)229-3755

 Grades: K-5

 Enrollment: 467 students

Note: For information on educator qualifications and other federal reporting requirements, [click here](#). Discipline data are available in the [K-12 Student Discipline Dashboard](#).

### Performance Snapshot

- Moreland Road Elementary's **overall performance is higher than 54% of schools in the state** and is higher than its district.
- Its students' **academic growth is higher than 47% of schools in the state** and higher than its district.
- **42.3% of its 3rd grade students are reading at or above the grade level target.**

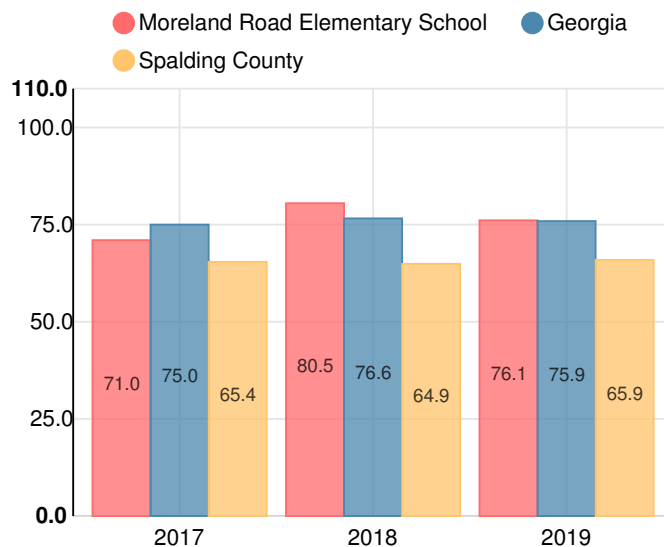
## School Wide

**C76.1**

Year	Moreland Road Elementary School
2019	C
2018	B
2017	C
2016	D
2015	D

Grade conversion	
A	90 - 100
B	80 - 89.9
C	70 - 79.9
D	60 - 69.9
F	0 - 59.9

### CCRPI Single Score



Student Mobility Rate

15.1%

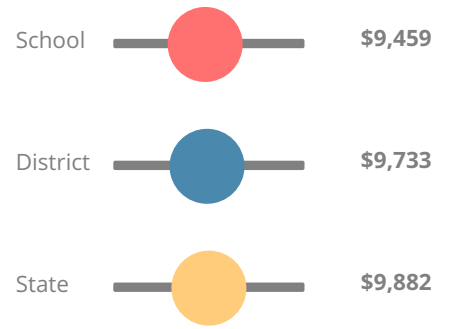
School Climate Star Rating



Financial Efficiency Star Rating

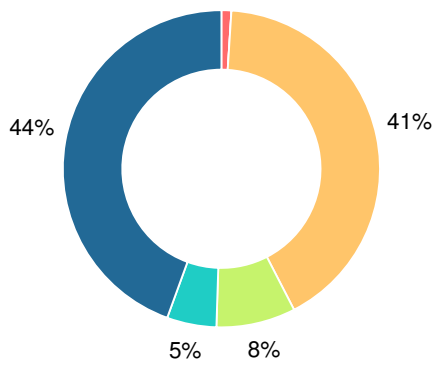


Per Pupil Expenditures



Race/Ethnicity

- Asian/Pacific Islander
- American Indian/Alaskan
- Black
- Hispanic
- Multi-racial
- White



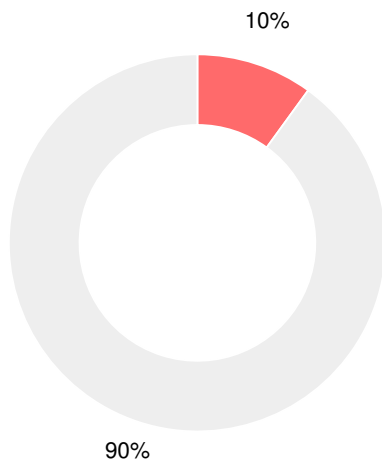
Economically Disadvantaged (ED)

- ED
- Not ED



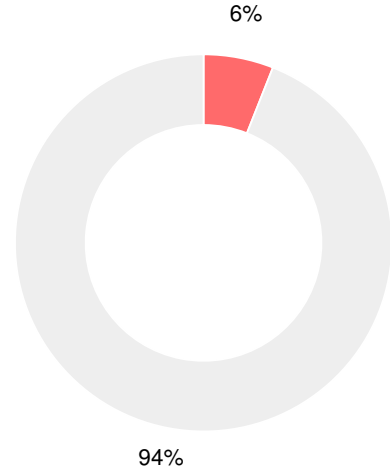
Students with Disability (SWD)

- SWD
- Not SWD



English Language Learners (ELL)

- ELL
- Not ELL



# Elementary

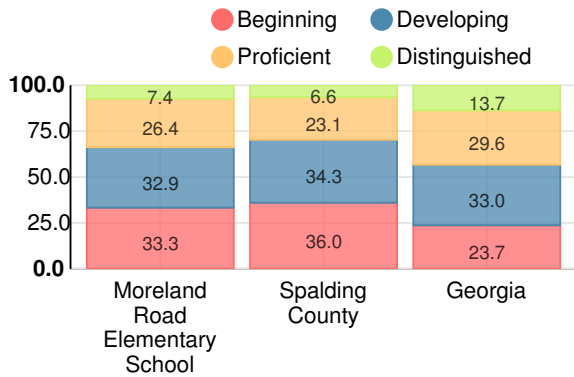
## CCRPI Score

### Moreland Road Elementary School

Indicator	2019
Content Mastery	64.6
Progress	82.3
Closing Gaps	80.0
Readiness	79.7
<b>CCRPI Score</b>	<b>76.1</b>

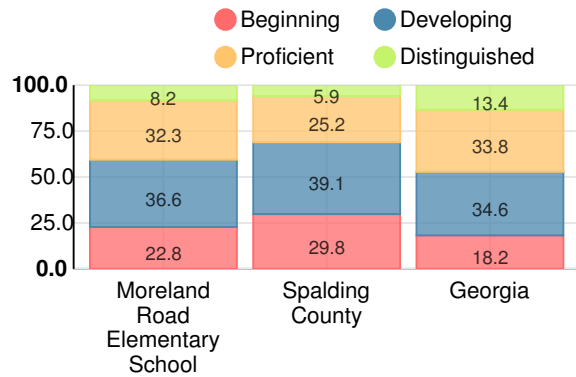
### English

Percent of students scoring in each performance level on 2019 Georgia Milestones for elementary grades



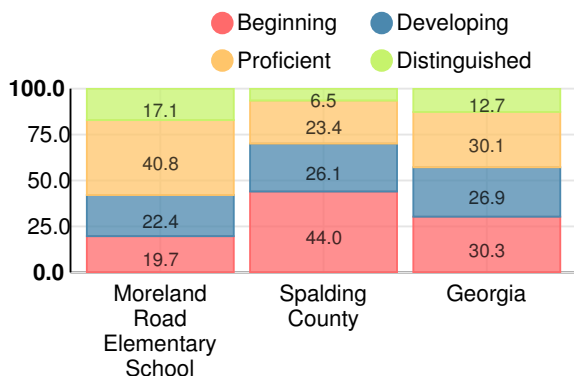
### Mathematics

Percent of students scoring in each performance level on 2019 Georgia Milestones for elementary grades



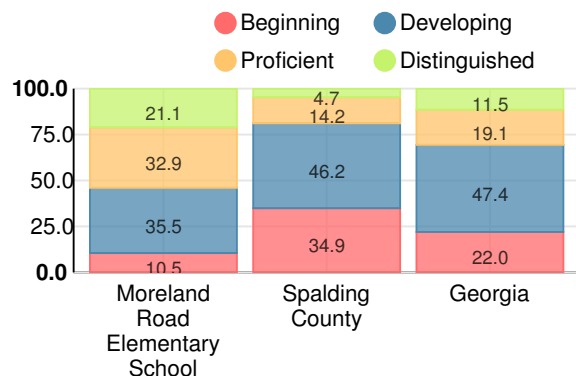
### Science

Percent of students scoring in each performance level on 2019 Georgia Milestones for elementary grades



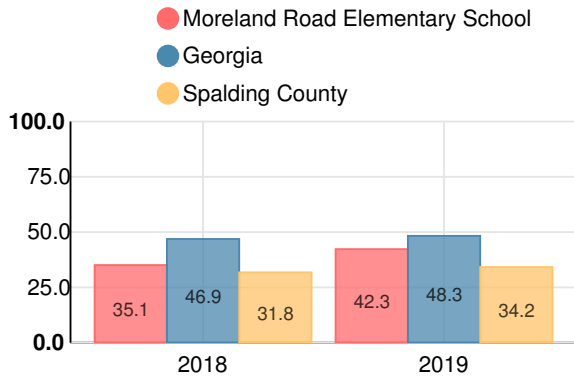
### Social Studies

Percent of students scoring in each performance level on 2019 Georgia Milestones for elementary grades



**Reading at or above the Grade Level Target (3rd Grade)**

Percent of students in grade 3 achieving Lexile measure equal to or greater than 670



**Reading at or above the Grade Level Target (5th Grade)**

Percent of students in grade 5 achieving Lexile measure equal to or greater than 920

