


Taliaferro County School

 557 Broad St NW, Crawfordville, GA 30631

 (706)456-2575

 Grades: K-12

 Enrollment: 162 students

Note: For information on educator qualifications and other federal reporting requirements, [click here](#). Discipline data are available in the [K-12 Student Discipline Dashboard](#).

Performance Snapshot

- Taliaferro County School's **overall performance is higher than 24% of schools in the state.**
- Its elementary students' **academic growth is higher than 38% of elementary schools in the state.**
- Its middle school students' **academic growth is higher than 18% of middle schools in the state.**
- Its high school students' **academic growth is higher than 31% of high schools in the state.**
- 30.8% of its 8th grade students are reading at or above the grade level target.**

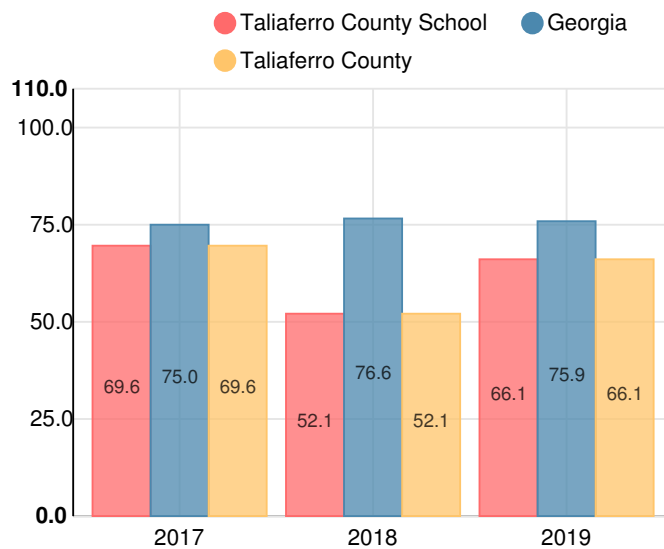
School Wide

D66.1

Year	Taliaferro County School
2019	D
2018	F
2017	D
2016	C
2015	D

Grade conversion	
A	90 - 100
B	80 - 89.9
C	70 - 79.9
D	60 - 69.9
F	0 - 59.9

CCRPI Single Score



Student Mobility Rate

9.9%

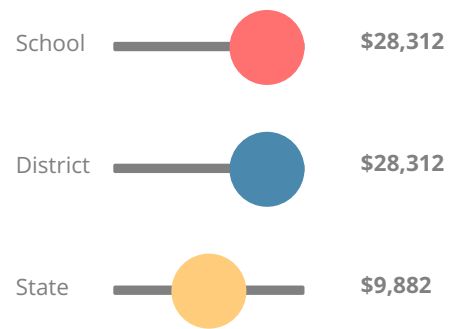
School Climate Star Rating



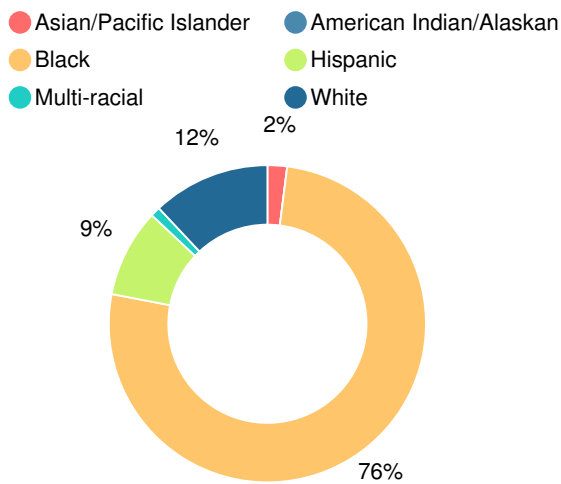
Financial Efficiency Star Rating



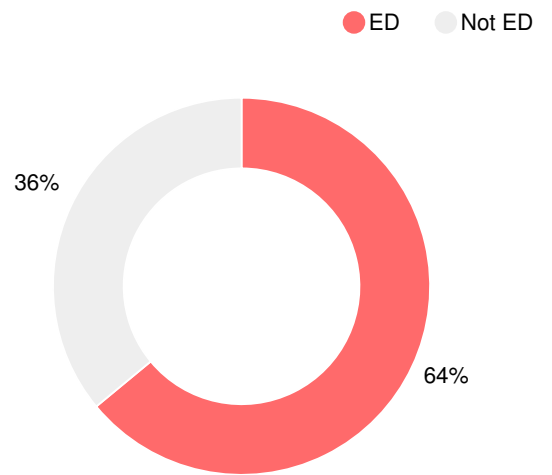
Per Pupil Expenditures



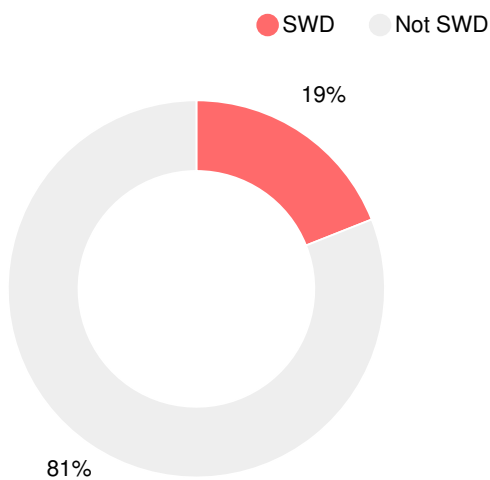
Race/Ethnicity



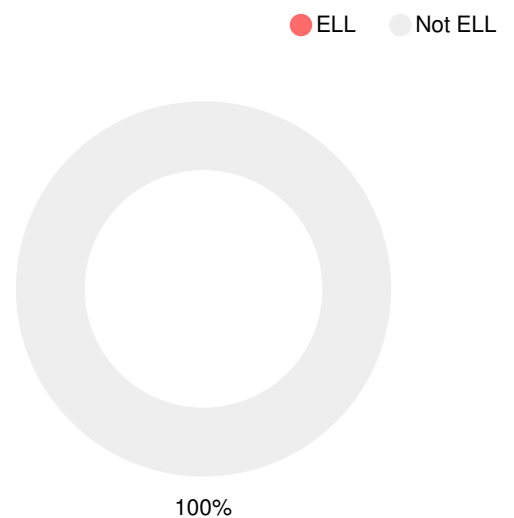
Economically Disadvantaged (ED)



Students with Disability (SWD)



English Language Learners (ELL)



Elementary

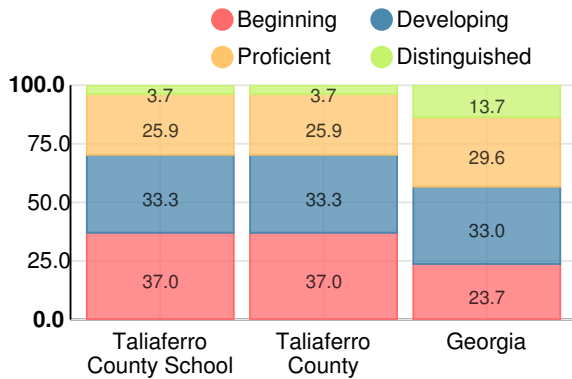
CCRPI Score

Taliaferro County School

Indicator	2019
Content Mastery	46.3
Progress	79.8
Closing Gaps	100.0
Readiness	75.0
CCRPI Score	71.8

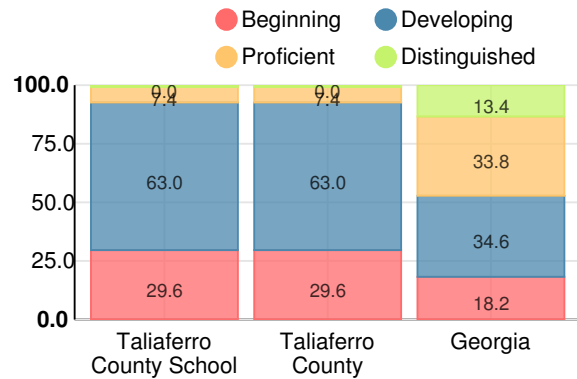
English

Percent of students scoring in each performance level on 2019 Georgia Milestones for elementary grades



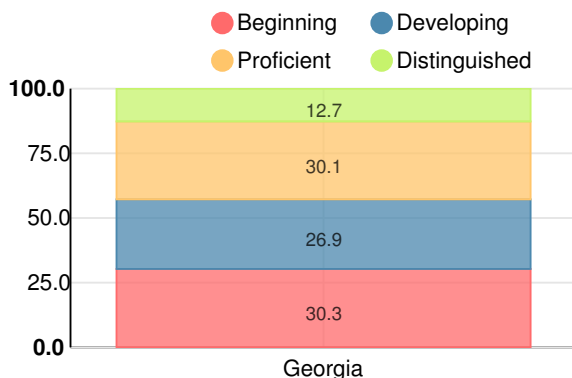
Mathematics

Percent of students scoring in each performance level on 2019 Georgia Milestones for elementary grades



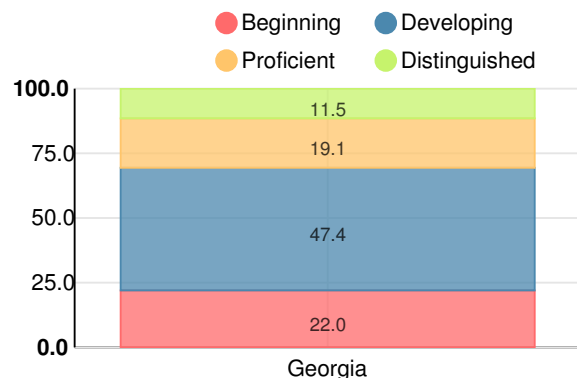
Science

Percent of students scoring in each performance level on 2019 Georgia Milestones for elementary grades



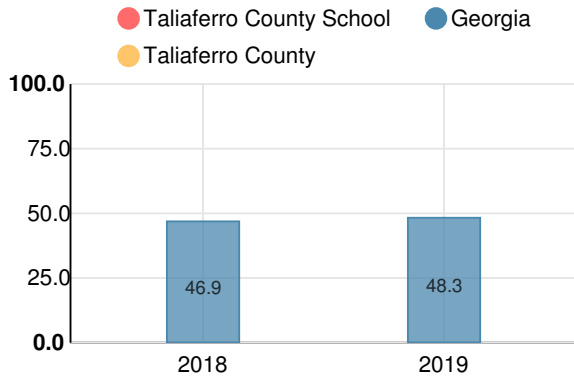
Social Studies

Percent of students scoring in each performance level on 2019 Georgia Milestones for elementary grades



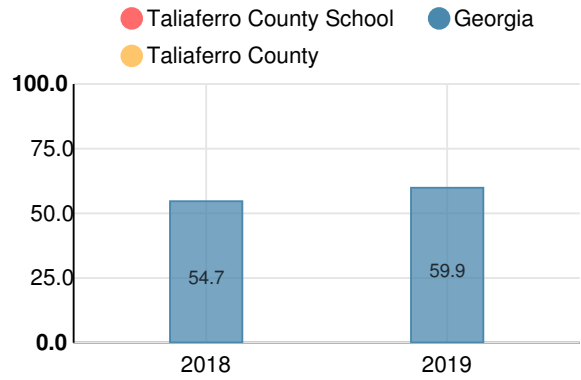
Reading at or above the Grade Level Target (3rd Grade)

Percent of students in grade 3 achieving Lexile measure equal to or greater than 670



Reading at or above the Grade Level Target (5th Grade)

Percent of students in grade 5 achieving Lexile measure equal to or greater than 920



Middle School

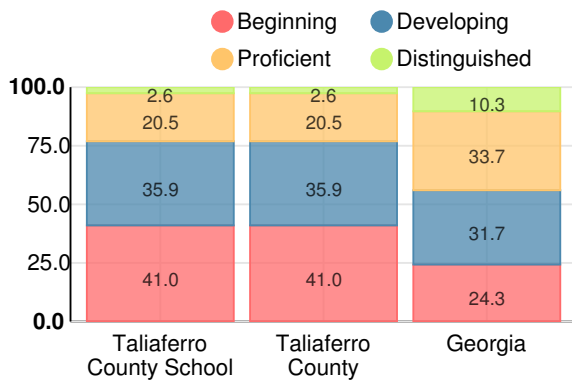
CCRPI Score

Taliaferro County School

Indicator	2019
Content Mastery	38.8
Progress	72.2
Closing Gaps	58.3
Readiness	75.5
CCRPI Score	60.8

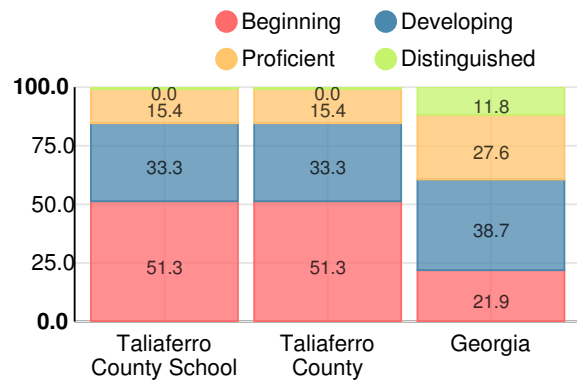
English

Percent of students scoring in each performance level on 2019 Georgia Milestones for middle school grades



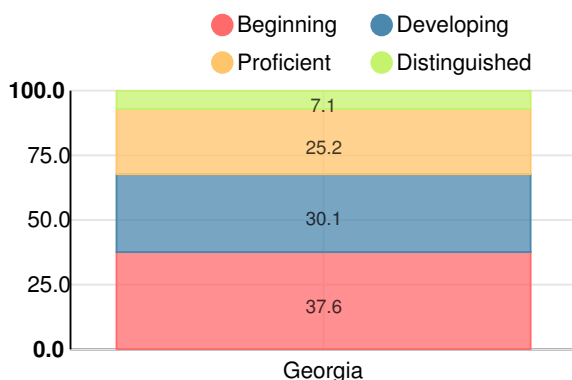
Mathematics

Percent of students scoring in each performance level on 2019 Georgia Milestones for middle school grades



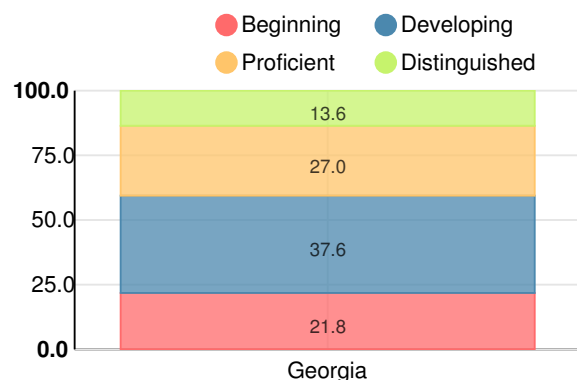
Science

Percent of students scoring in each performance level on 2019 Georgia Milestones for middle school grades



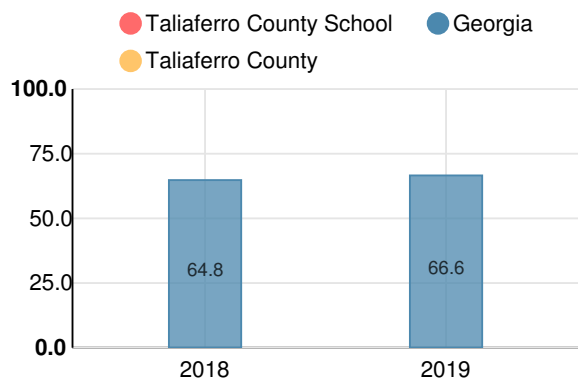
Social Studies

Percent of students scoring in each performance level on 2019 Georgia Milestones for middle school grades



Reading at or above the Grade Level Target (8th Grade)

Percent of students in grade 8 achieving Lexile measure greater than 1097



High School

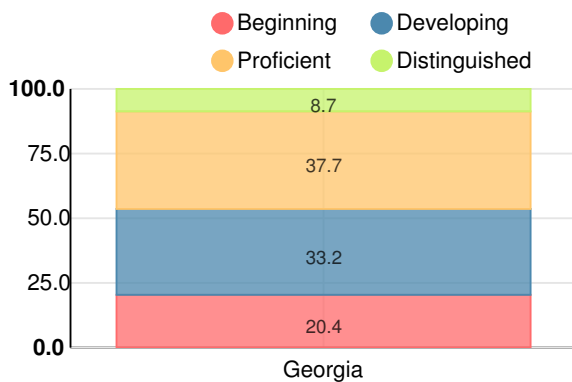
CCRPI Score

Taliaferro County School

Indicator	2019
Content Mastery	34.4
Progress	76.6
Closing Gaps	95.5
Readiness	64.2
Graduation Rate	NaN
CCRPI Score	61.7

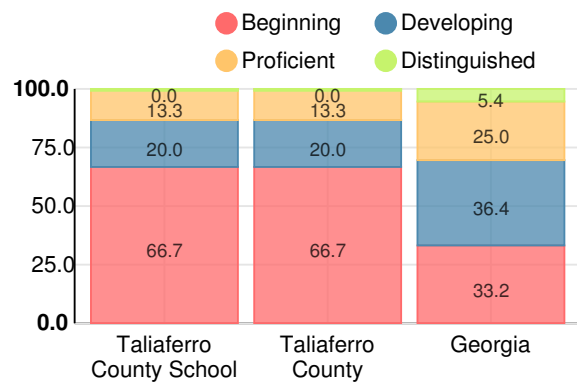
American Literature & Composition

Percent of students scoring in each performance level on 2019 Georgia Milestones



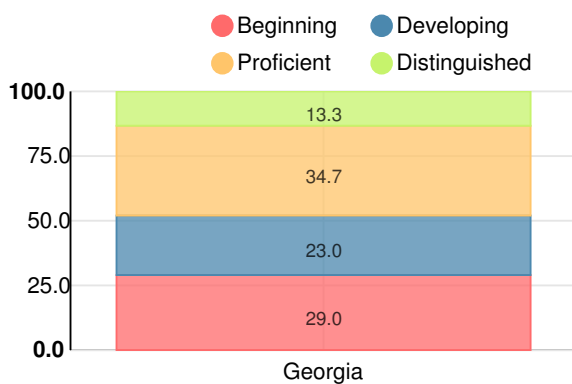
Coordinate Algebra/Algebra I

Percent of students scoring in each performance level on 2019 Georgia Milestones



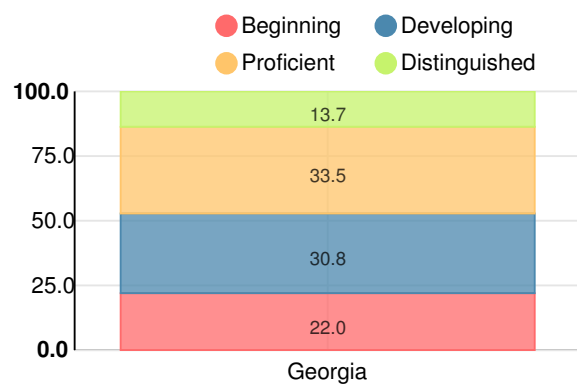
Biology

Percent of students scoring in each performance level on 2019 Georgia Milestones



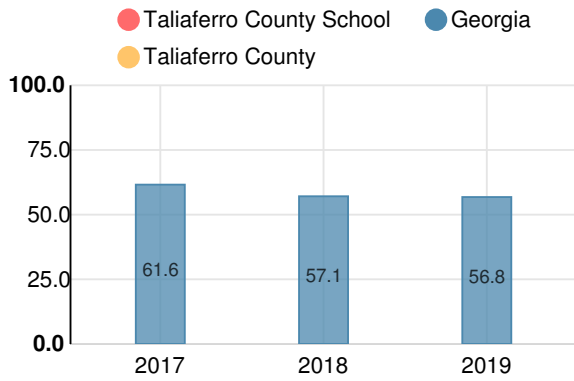
US History

Percent of students scoring in each performance level on 2019 Georgia Milestones



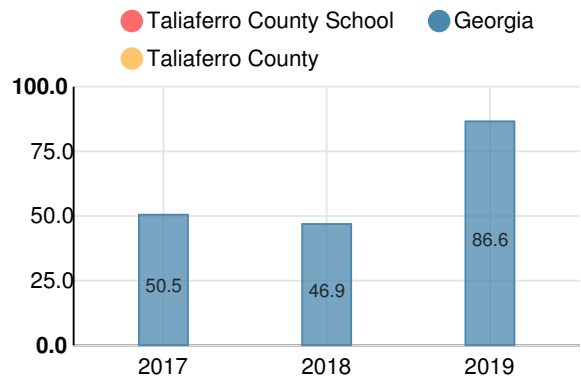
College & Career Readiness

Percent of 12th grade students who are college and career ready



Accelerated Course Taking

Percent of high school graduates earning high school credit for accelerated enrollment



Four-Year Graduation Rate

