


# West Point Elementary School

 1701 E 12th St, West Point, GA 31833

 (706)812-7973

 Grades: K-5

 Enrollment: 357 students

Note: For information on educator qualifications and other federal reporting requirements, [click here](#). Discipline data are available in the [K-12 Student Discipline Dashboard](#).

### Performance Snapshot

- West Point Elementary School's **overall performance is higher than 23% of schools in the state** and is lower than its district.
- Its students' **academic growth is higher than 48% of schools in the state** and lower than its district.
- **48.9% of its 3rd grade students are reading at or above the grade level target.**

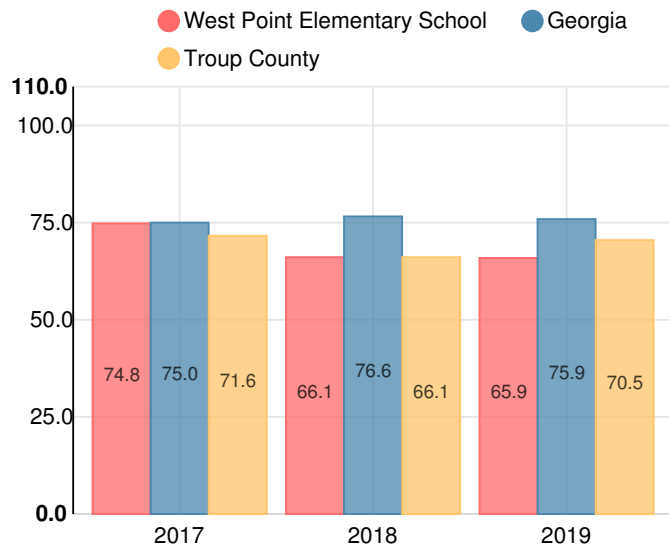
## School Wide

**D65.9**

Year	West Point Elementary School
2019	D
2018	D
2017	C
2016	C
2015	C

Grade conversion	
A	90 - 100
B	80 - 89.9
C	70 - 79.9
D	60 - 69.9
F	0 - 59.9

### CCRPI Single Score



Student Mobility Rate

17.1%

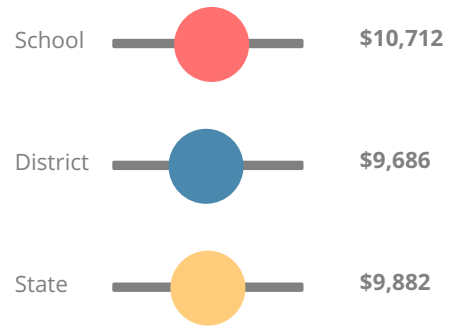
School Climate Star Rating



Financial Efficiency Star Rating

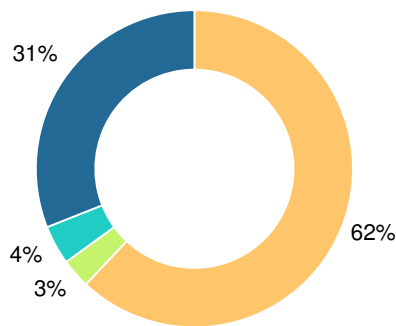


Per Pupil Expenditures



Race/Ethnicity

- Asian/Pacific Islander
- American Indian/Alaskan
- Black
- Hispanic
- Multi-racial
- White



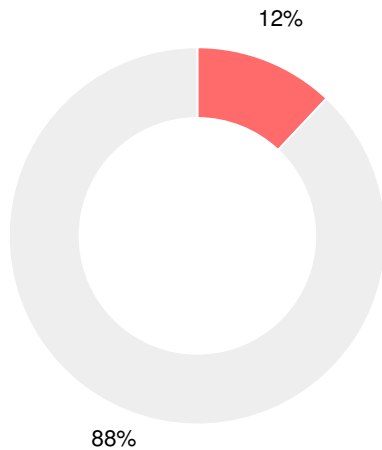
Economically Disadvantaged (ED)

- ED
- Not ED



Students with Disability (SWD)

- SWD
- Not SWD



English Language Learners (ELL)

- ELL
- Not ELL



# Elementary

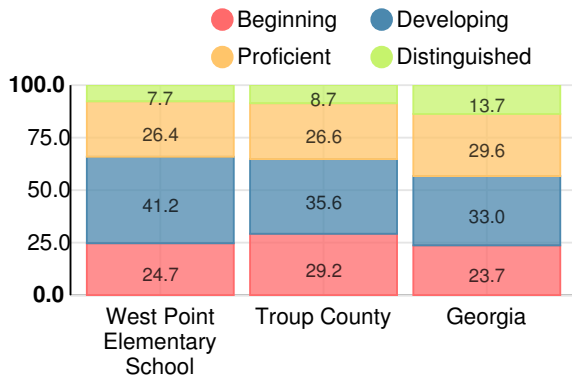
## CCRPI Score

### West Point Elementary School

Indicator	2019
Content Mastery	51.6
Progress	82.5
Closing Gaps	40.6
Readiness	77.1
<b>CCRPI Score</b>	<b>65.9</b>

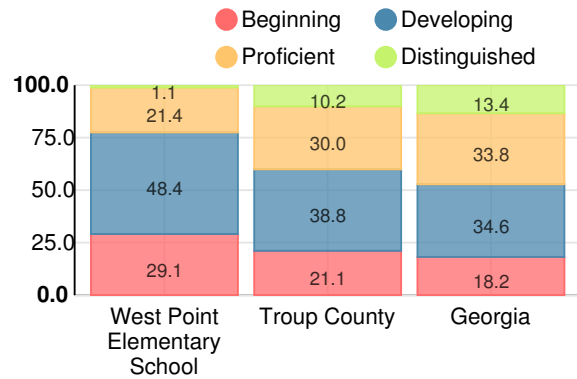
### English

Percent of students scoring in each performance level on 2019 Georgia Milestones for elementary grades



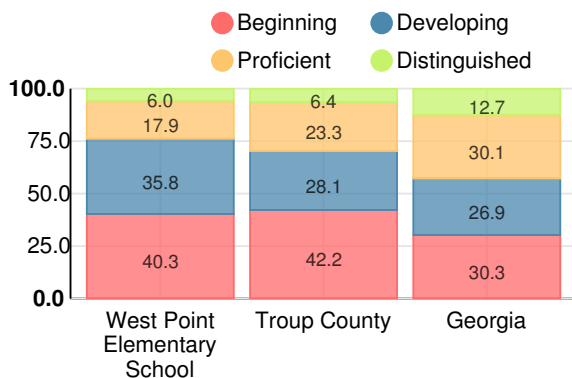
### Mathematics

Percent of students scoring in each performance level on 2019 Georgia Milestones for elementary grades



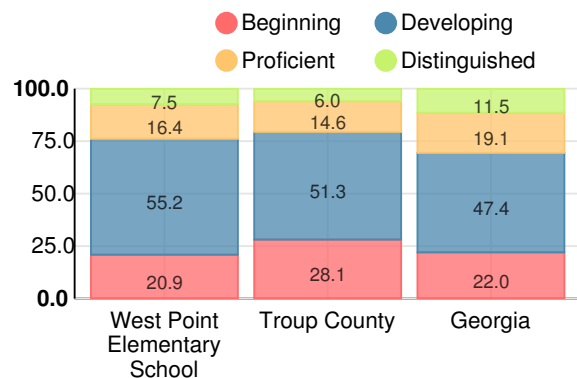
### Science

Percent of students scoring in each performance level on 2019 Georgia Milestones for elementary grades



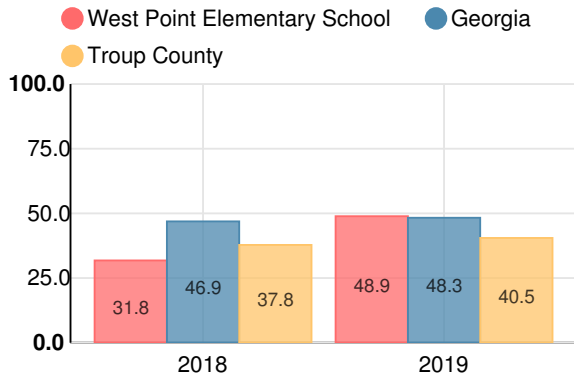
### Social Studies

Percent of students scoring in each performance level on 2019 Georgia Milestones for elementary grades



**Reading at or above the Grade Level Target (3rd Grade)**

Percent of students in grade 3 achieving Lexile measure equal to or greater than 670



**Reading at or above the Grade Level Target (5th Grade)**

Percent of students in grade 5 achieving Lexile measure equal to or greater than 920

