



KIPP Vision Primary School

 660 McWilliams Rd SE, Atlanta, GA 30315

 (404)537-5252

 Grades: K-4

 Enrollment: 498 students

Note: For information on educator qualifications and other federal reporting requirements, [click here](#). Discipline data are available in the [K-12 Student Discipline Dashboard](#).

Performance Snapshot

- KIPP Vision Primary's **overall performance is higher than 58% of schools in the state** and is higher than its district.
- Its students' **academic growth is higher than 67% of schools in the state** and higher than its district.
- **41.3% of its 3rd grade students are reading at or above the grade level target.**
- KIPP Vision Primary is **Beating the Odds**, meaning that it performs better than similar schools.

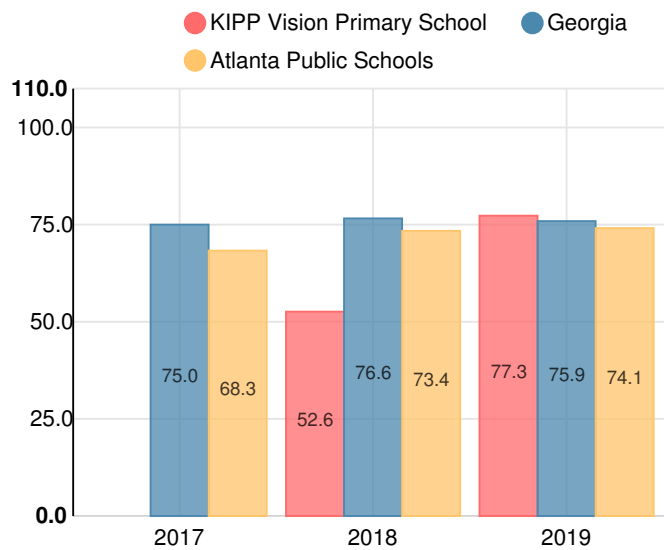
School Wide

C77.3

Year	KIPP Vision Primary School
2019	C
2018	F
2017	-
2016	-
2015	-

Grade conversion	
A	90 - 100
B	80 - 89.9
C	70 - 79.9
D	60 - 69.9
F	0 - 59.9

CCRPI Single Score



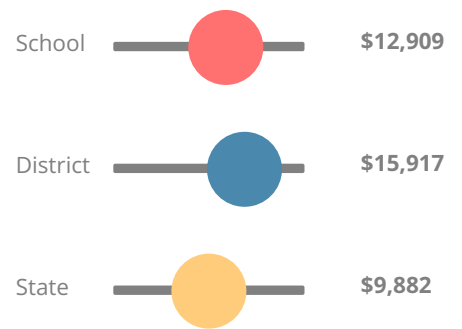
Student Mobility Rate

3.4%

School Climate Star Rating

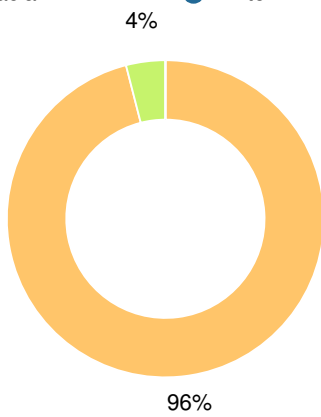


Per Pupil Expenditures



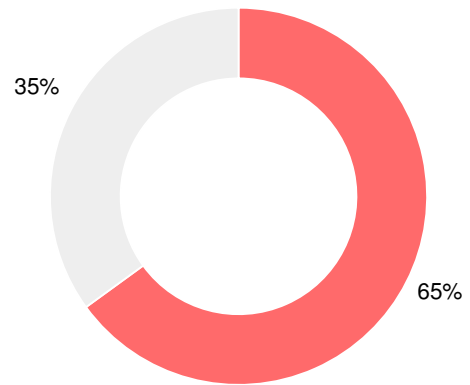
Race/Ethnicity

- Asian/Pacific Islander
- American Indian/Alaskan
- Black
- Hispanic
- Multi-racial
- White



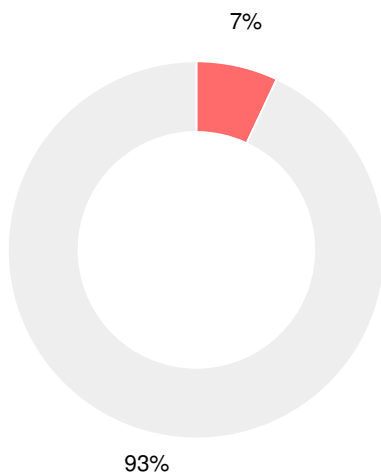
Economically Disadvantaged (ED)

- ED
- Not ED



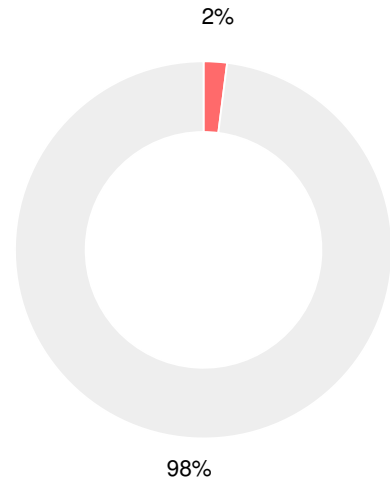
Students with Disability (SWD)

- SWD
- Not SWD



English Language Learners (ELL)

- ELL
- Not ELL



Elementary

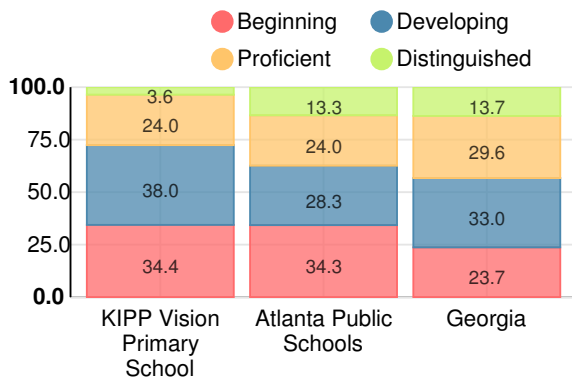
CCRPI Score

KIPP Vision Primary School

Indicator	2019
Content Mastery	56.1
Progress	88.0
Closing Gaps	100.0
Readiness	73.4
CCRPI Score	77.3

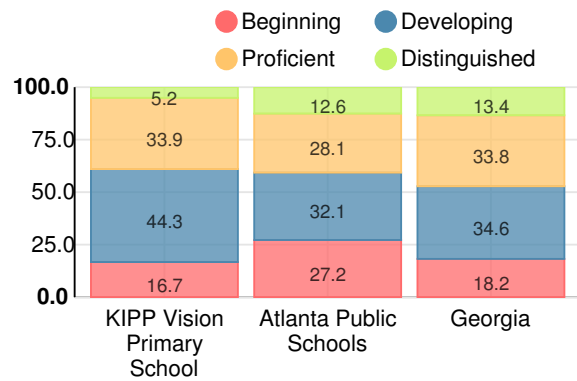
English

Percent of students scoring in each performance level on 2019 Georgia Milestones for elementary grades



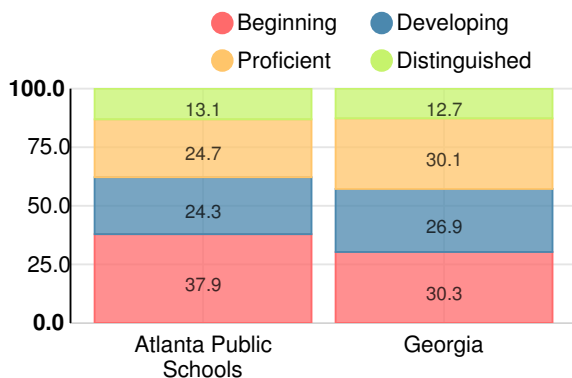
Mathematics

Percent of students scoring in each performance level on 2019 Georgia Milestones for elementary grades



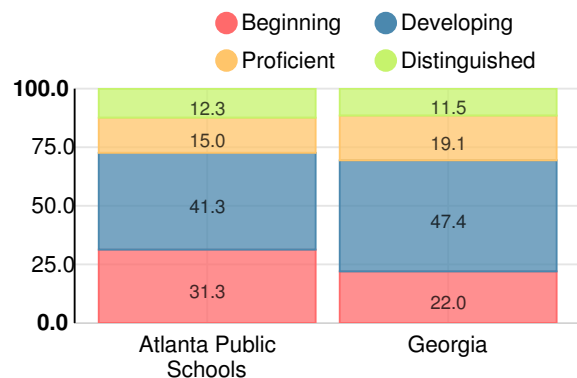
Science

Percent of students scoring in each performance level on 2019 Georgia Milestones for elementary grades



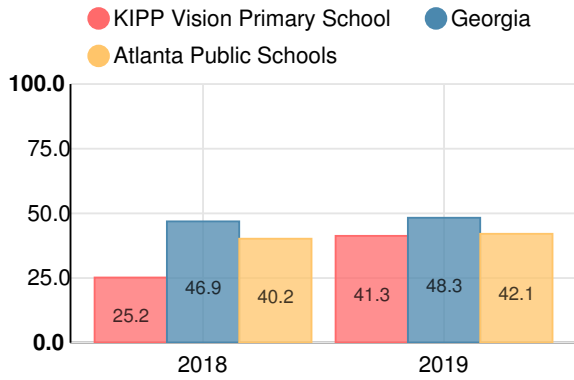
Social Studies

Percent of students scoring in each performance level on 2019 Georgia Milestones for elementary grades



Reading at or above the Grade Level Target (3rd Grade)

Percent of students in grade 3 achieving Lexile measure equal to or greater than 670



Reading at or above the Grade Level Target (5th Grade)

Percent of students in grade 5 achieving Lexile measure equal to or greater than 920

