


Bacon County Elementary School

 523 East 16th St Alma, Alma, GA 31510

 912-632-4133

 Grades: 3-5

 Enrollment: 495 students

Note: For information on educator qualifications and other federal reporting requirements, [click here](#). Discipline data are available in the [K-12 Student Discipline Dashboard](#).

Performance Snapshot

- Bacon County Elementary School's **overall performance is higher than 67% of schools in the state** and is similar to its district.
- Its students' **academic growth is higher than 85% of schools in the state** and similar to its district.
- 53.6% of its 3rd grade students are reading at or above the grade level target.**
- Bacon County Elementary School is **Beating the Odds**, meaning that it performs better than similar schools.

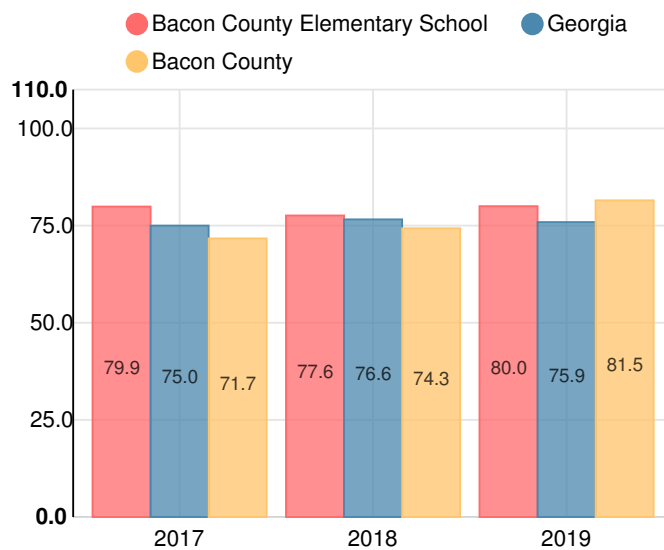
School Wide

B80

Year	Bacon County Elementary School
2019	B
2018	C
2017	C
2016	B
2015	C

Grade conversion	
A	90 - 100
B	80 - 89.9
C	70 - 79.9
D	60 - 69.9
F	0 - 59.9

CCRPI Single Score



Student Mobility Rate

16.2%

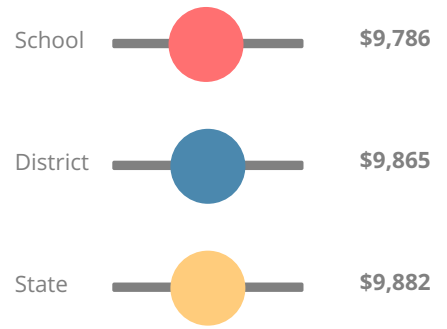
School Climate Star Rating



Financial Efficiency Star Rating

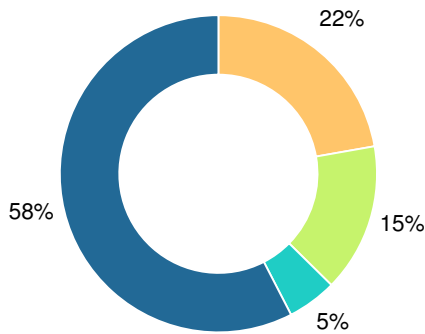


Per Pupil Expenditures



Race/Ethnicity

- Asian/Pacific Islander
- American Indian/Alaskan
- Black
- Hispanic
- Multi-racial
- White



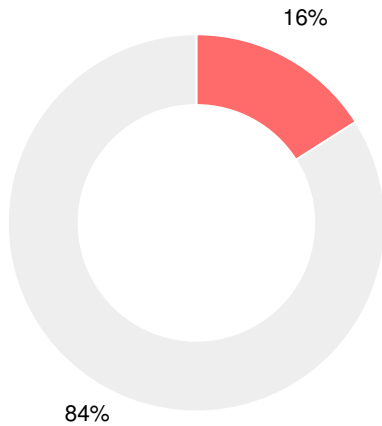
Economically Disadvantaged (ED)

- ED
- Not ED



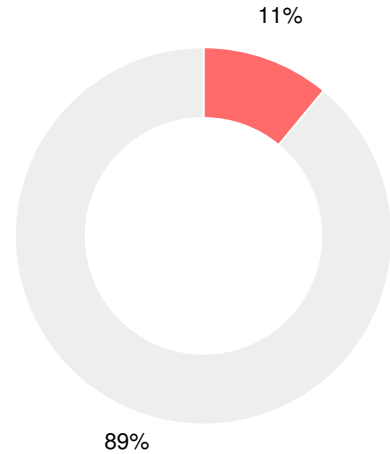
Students with Disability (SWD)

- SWD
- Not SWD



English Language Learners (ELL)

- ELL
- Not ELL



Elementary

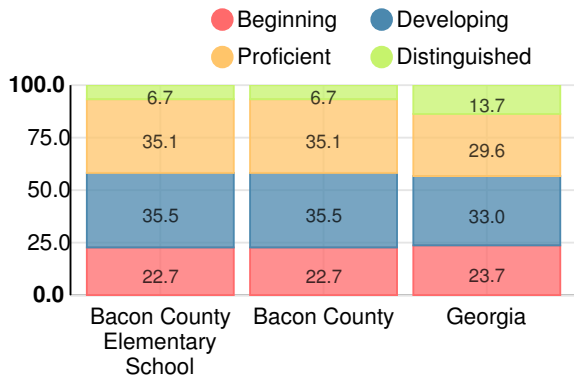
CCRPI Score

Bacon County Elementary School

Indicator	2019
Content Mastery	68.8
Progress	93.4
Closing Gaps	68.3
Readiness	82.1
CCRPI Score	80.0

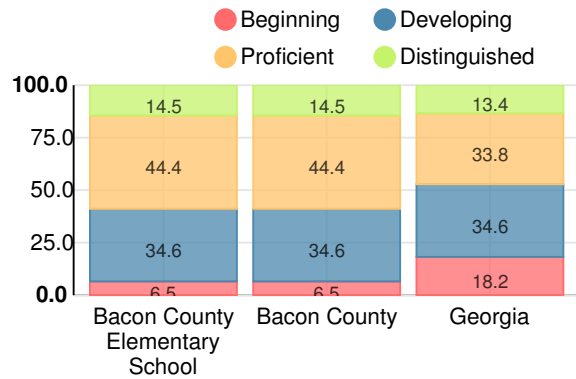
English

Percent of students scoring in each performance level on 2019 Georgia Milestones for elementary grades



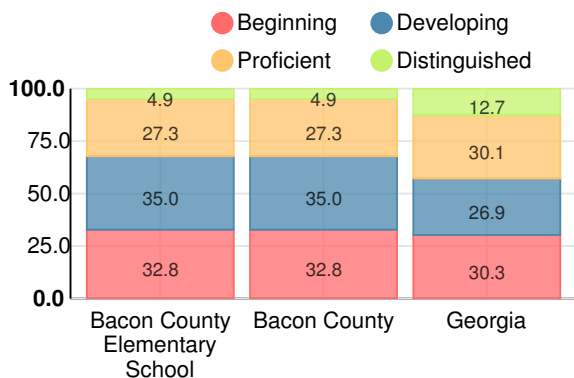
Mathematics

Percent of students scoring in each performance level on 2019 Georgia Milestones for elementary grades



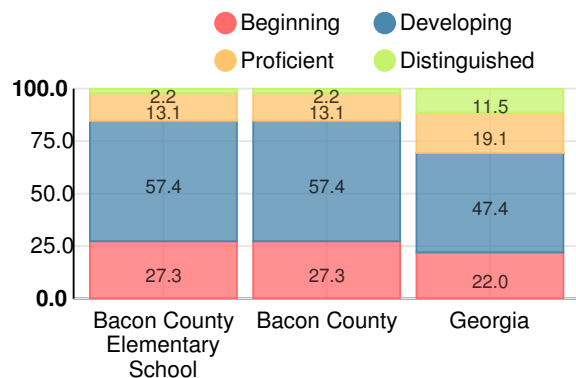
Science

Percent of students scoring in each performance level on 2019 Georgia Milestones for elementary grades



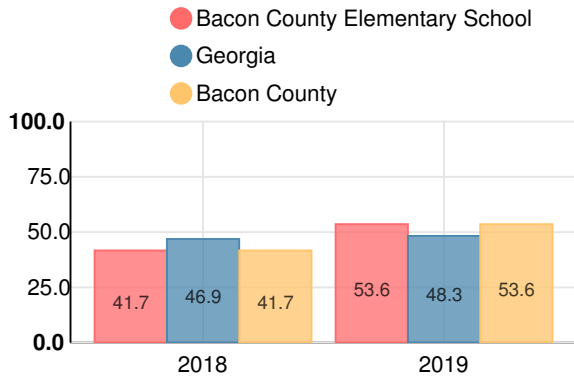
Social Studies

Percent of students scoring in each performance level on 2019 Georgia Milestones for elementary grades



Reading at or above the Grade Level Target (3rd Grade)

Percent of students in grade 3 achieving Lexile measure equal to or greater than 670



Reading at or above the Grade Level Target (5th Grade)

Percent of students in grade 5 achieving Lexile measure equal to or greater than 920

