


Winder-Barrow High School

 272 North 5th Ave., Winder, GA 30680

 770-867-4519

 Grades: 9-12

 Enrollment: 2075 students

Note: For information on educator qualifications and other federal reporting requirements, [click here](#). Discipline data are available in the [K-12 Student Discipline Dashboard](#).

Performance Snapshot

- Winder-Barrow High School's **overall performance is higher than 48% of schools in the state** and is lower than its district.
- Its students' **academic growth is higher than 38% of schools in the state** and lower than its district.
- **Its four-year graduation rate is 84.8%**, which is **higher than 35% of high schools in the state** and lower than its district.
- **61.1% of graduates are college and career ready.**

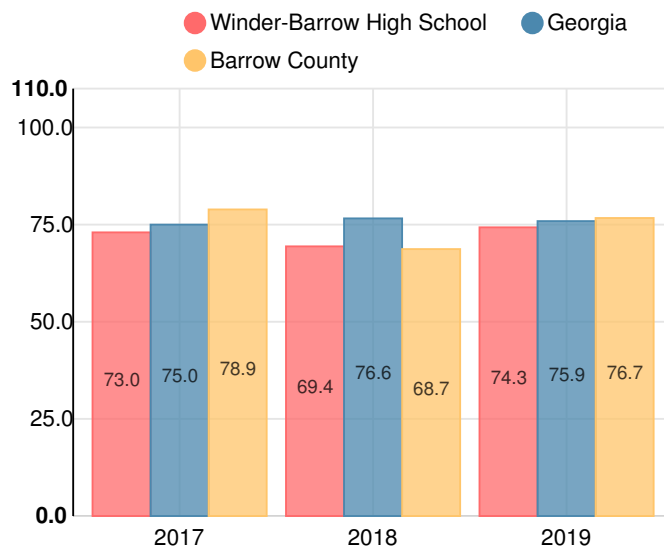
School Wide

C74.3

Year	Winder-Barrow High School
2019	C
2018	D
2017	C
2016	C
2015	B

Grade conversion	
A	90 - 100
B	80 - 89.9
C	70 - 79.9
D	60 - 69.9
F	0 - 59.9

CCRPI Single Score



Student Mobility Rate

10.3%

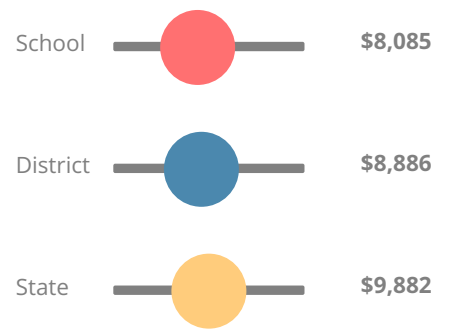
School Climate Star Rating



Financial Efficiency Star Rating

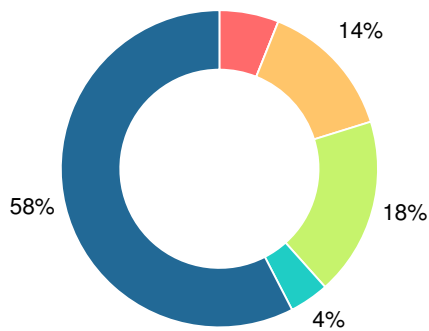


Per Pupil Expenditures



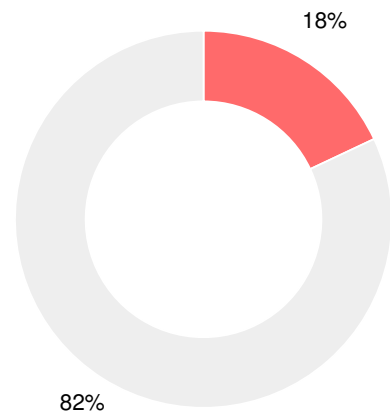
Race/Ethnicity

- Asian/Pacific Islander
- American Indian/Alaskan
- Black
- Hispanic
- Multi-racial
- White



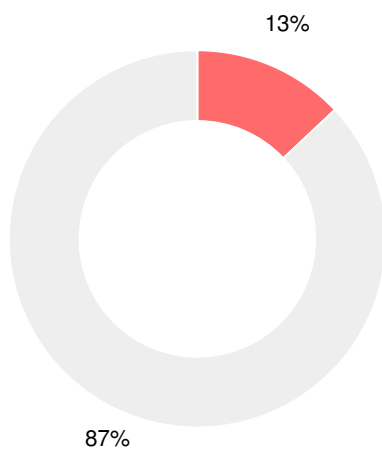
Economically Disadvantaged (ED)

- ED
- Not ED



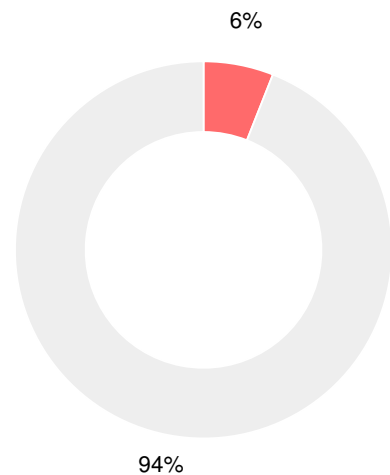
Students with Disability (SWD)

- SWD
- Not SWD



English Language Learners (ELL)

- ELL
- Not ELL



High School

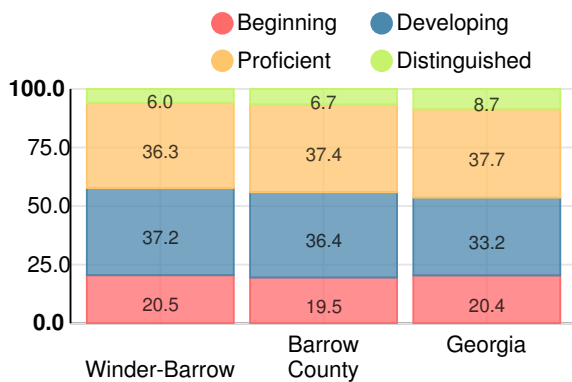
CCRPI Score

Winder-Barrow High School

Indicator	2019
Content Mastery	65.1
Progress	78.5
Closing Gaps	65.3
Readiness	78.7
Graduation Rate	86.0
CCRPI Score	74.3

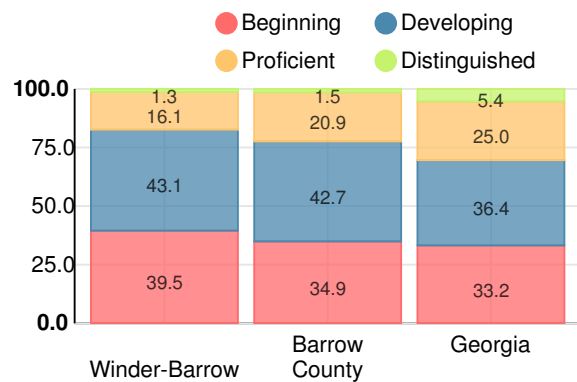
American Literature & Composition

Percent of students scoring in each performance level on 2019 Georgia Milestones



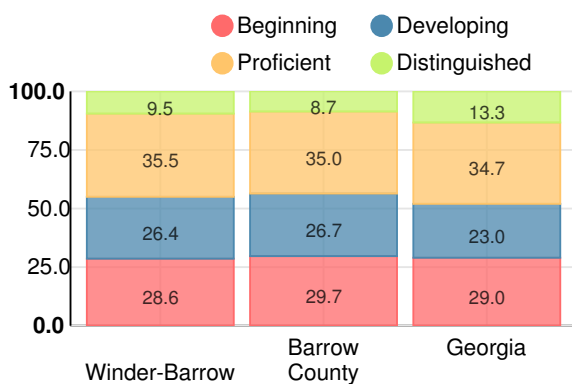
Coordinate Algebra/Algebra I

Percent of students scoring in each performance level on 2019 Georgia Milestones



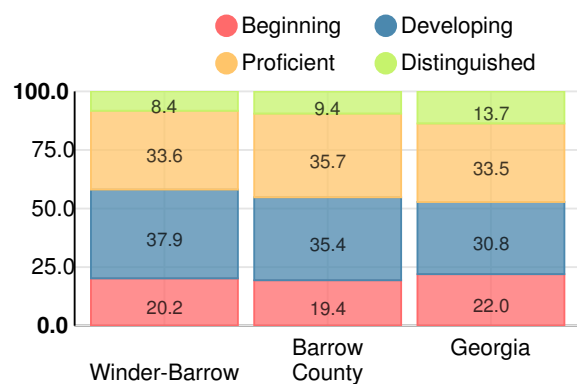
Biology

Percent of students scoring in each performance level on 2019 Georgia Milestones



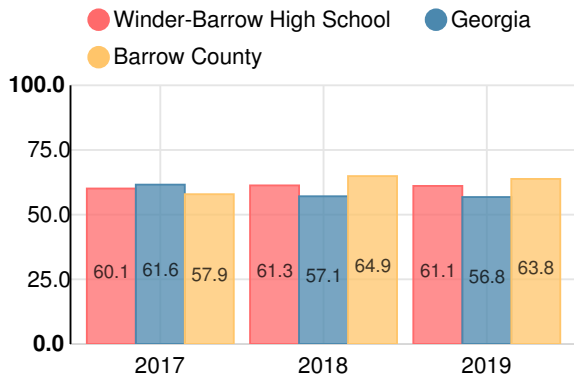
US History

Percent of students scoring in each performance level on 2019 Georgia Milestones



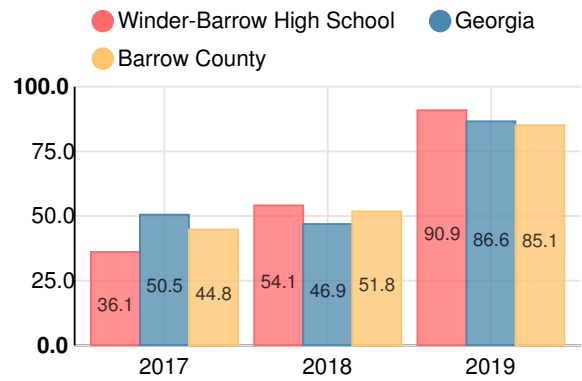
College & Career Readiness

Percent of 12th grade students who are college and career ready

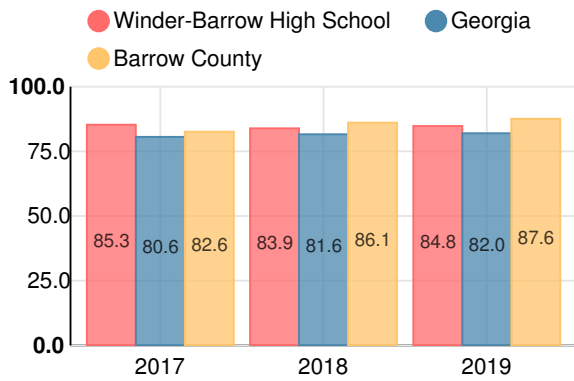


Accelerated Course Taking

Percent of high school graduates earning high school credit for accelerated enrollment



Four-Year Graduation Rate



College Enrollment Rate

