


# Alexander II Magnet School

 1156 College Street, Macon, GA 31201

 478-779-2700

 Grades: K-5

 Enrollment: 472 students

Note: For information on educator qualifications and other federal reporting requirements, [click here](#). Discipline data are available in the [K-12 Student Discipline Dashboard](#).

### Performance Snapshot

- Alexander II Magnet School's **overall performance is higher than 59% of schools in the state** and is higher than its district.
- Its students' **academic growth is higher than 62% of schools in the state** and similar to its district.
- 64.3% of its 3rd grade students are reading at or above the grade level target.**

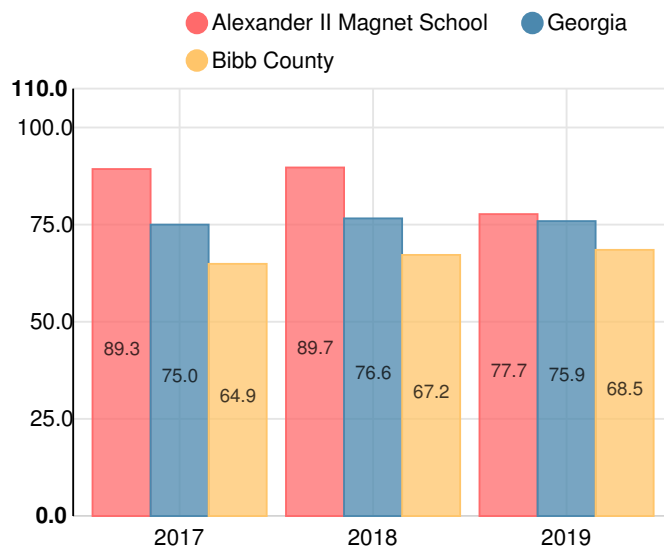
## School Wide

**C77.7**

Year	Alexander II Magnet School
2019	C
2018	B
2017	B
2016	A
2015	B

Grade conversion	
A	90 - 100
B	80 - 89.9
C	70 - 79.9
D	60 - 69.9
F	0 - 59.9

### CCRPI Single Score



Student Mobility Rate

2.8%

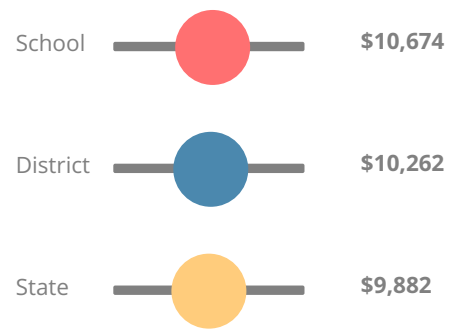
School Climate Star Rating



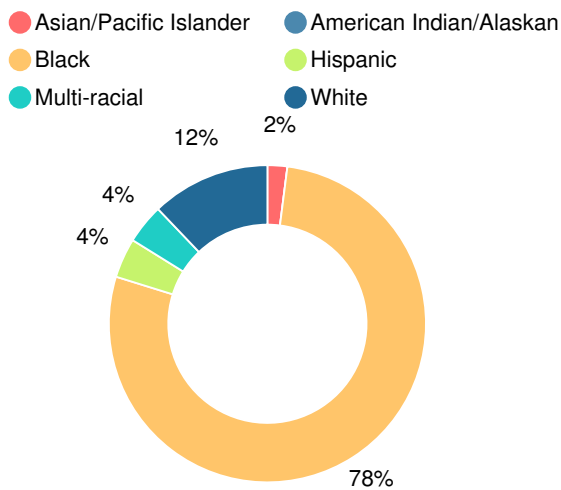
Financial Efficiency Star Rating



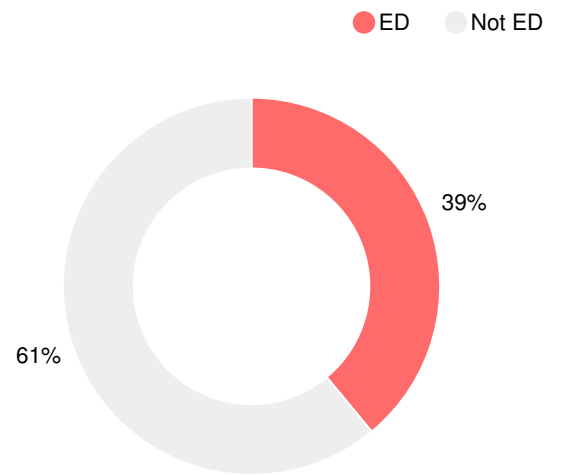
Per Pupil Expenditures



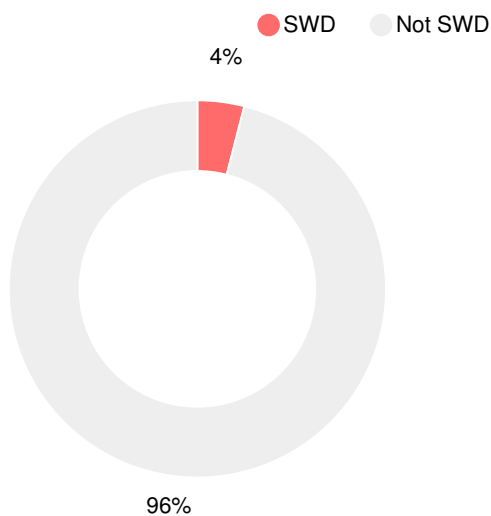
Race/Ethnicity



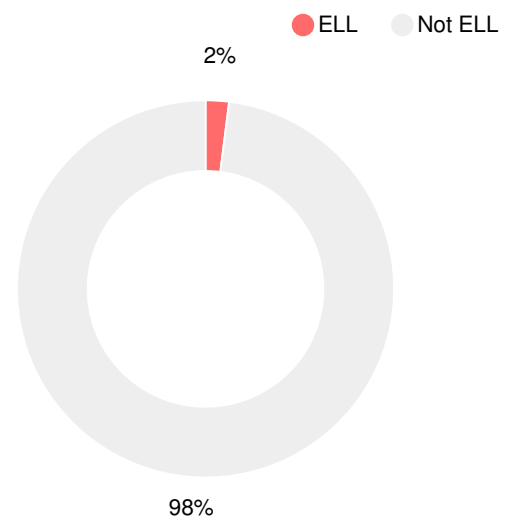
Economically Disadvantaged (ED)



Students with Disability (SWD)



English Language Learners (ELL)



# Elementary

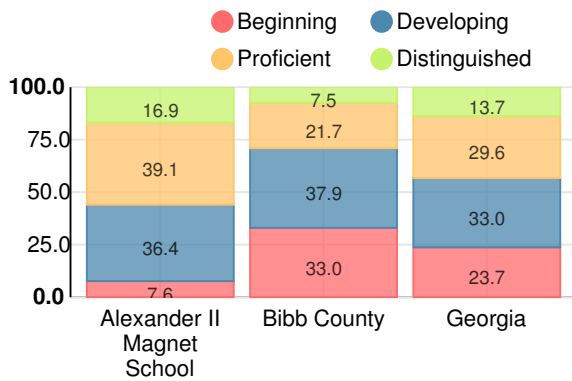
## CCRPI Score

### Alexander II Magnet School

Indicator	2019
Content Mastery	79.9
Progress	86.4
Closing Gaps	39.3
Readiness	88.2
<b>CCRPI Score</b>	<b>77.7</b>

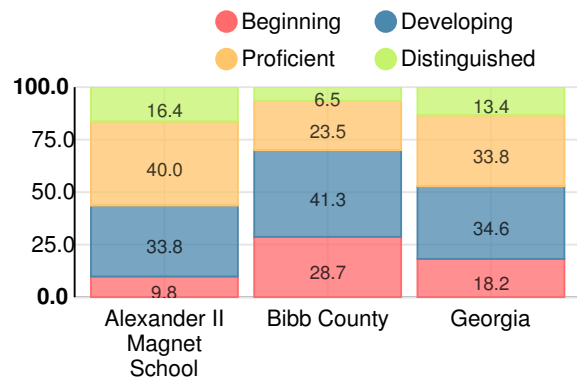
### English

Percent of students scoring in each performance level on 2019 Georgia Milestones for elementary grades



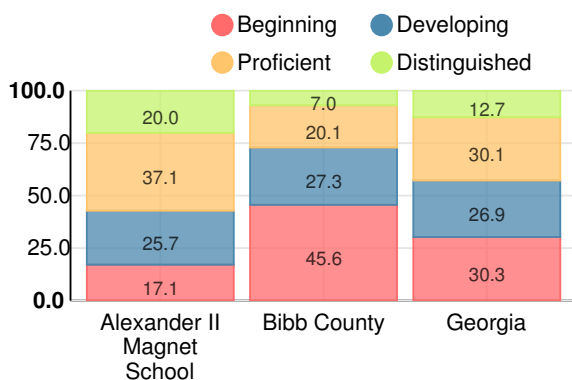
### Mathematics

Percent of students scoring in each performance level on 2019 Georgia Milestones for elementary grades



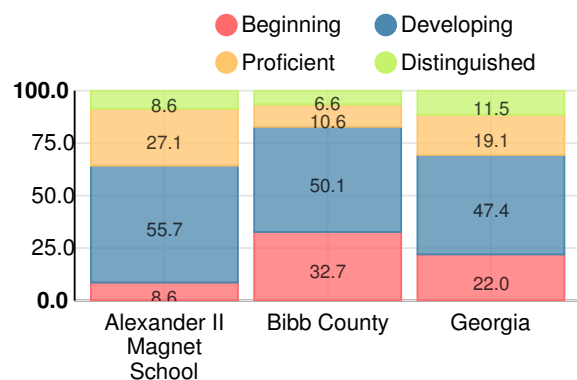
### Science

Percent of students scoring in each performance level on 2019 Georgia Milestones for elementary grades



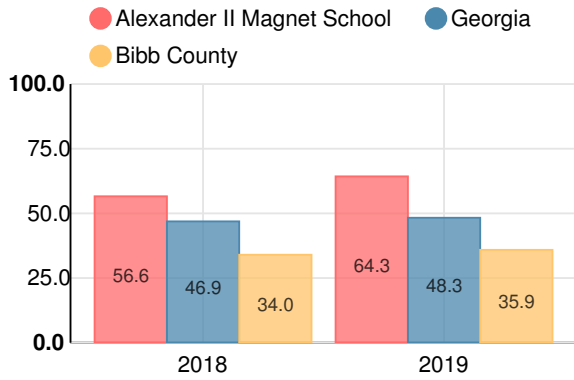
### Social Studies

Percent of students scoring in each performance level on 2019 Georgia Milestones for elementary grades



**Reading at or above the Grade Level Target (3rd Grade)**

Percent of students in grade 3 achieving Lexile measure equal to or greater than 670



**Reading at or above the Grade Level Target (5th Grade)**

Percent of students in grade 5 achieving Lexile measure equal to or greater than 920

