




# Port Wentworth Elementary School

 507 South Coastal Highway, Port Wentworth, GA 31407

 (912) 395-6742

 Grades: K-2

 Enrollment: 473 students

Note: For information on educator qualifications and other federal reporting requirements, [click here](#). Discipline data are available in the [K-12 Student Discipline Dashboard](#).

### Performance Snapshot

- Port Wentworth Elementary School's **overall performance is higher than 22% of schools in the state** and is lower than its district.
- Its students' **academic growth is higher than 64% of schools in the state** and higher than its district.

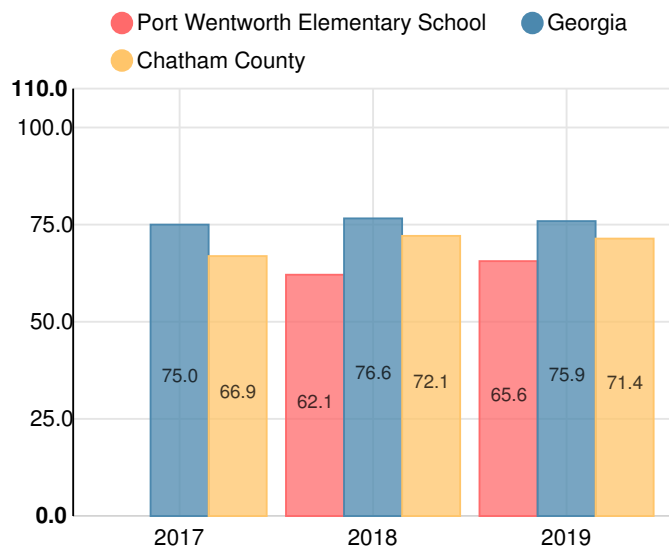
## School Wide

**D65.6**

Year	Port Wentworth Elementary School
2019	D
2018	D
2017	-
2016	-
2015	F

Grade conversion	
A	90 - 100
B	80 - 89.9
C	70 - 79.9
D	60 - 69.9
F	0 - 59.9

### CCRPI Single Score



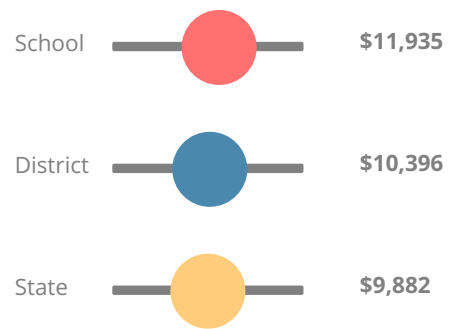
Student Mobility Rate

27.1%

School Climate Star Rating

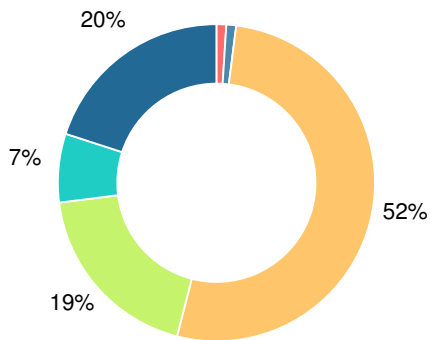


Per Pupil Expenditures



Race/Ethnicity

- Asian/Pacific Islander
- American Indian/Alaskan
- Black
- Hispanic
- Multi-racial
- White



Economically Disadvantaged (ED)

- ED
- Not ED



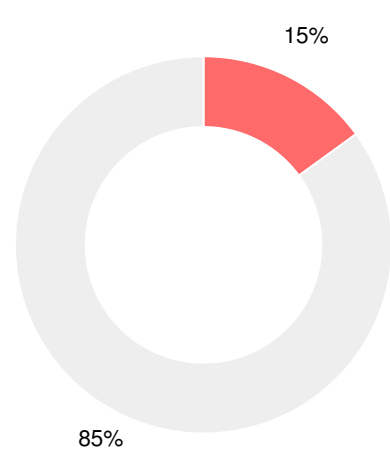
Students with Disability (SWD)

- SWD
- Not SWD



English Language Learners (ELL)

- ELL
- Not ELL



# Elementary

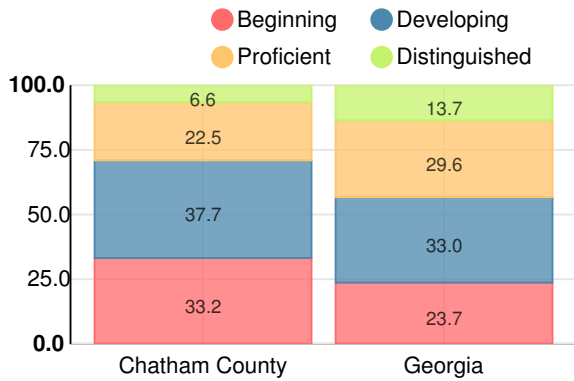
## CCRPI Score

### Port Wentworth Elementary School

Indicator	2019
Content Mastery	51.3
Progress	87.2
Closing Gaps	78.6
Readiness	71.4
<b>CCRPI Score</b>	<b>65.6</b>

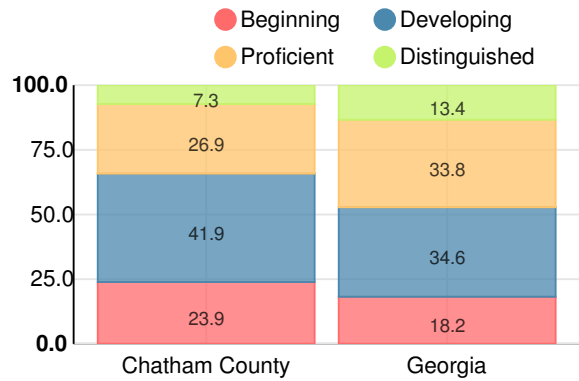
### English

Percent of students scoring in each performance level on 2019 Georgia Milestones for elementary grades



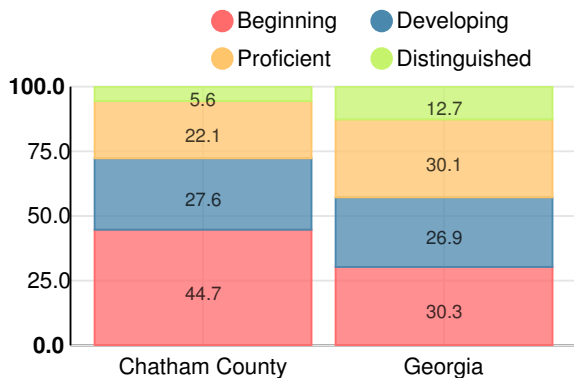
### Mathematics

Percent of students scoring in each performance level on 2019 Georgia Milestones for elementary grades



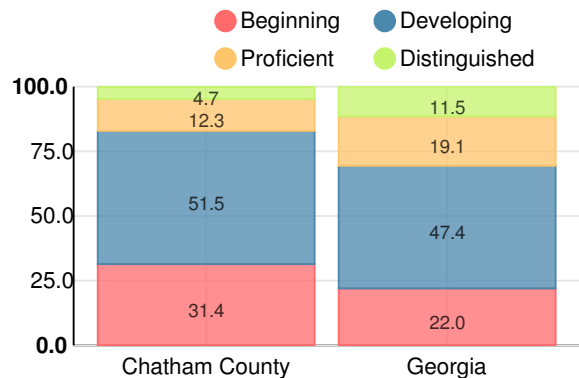
### Science

Percent of students scoring in each performance level on 2019 Georgia Milestones for elementary grades



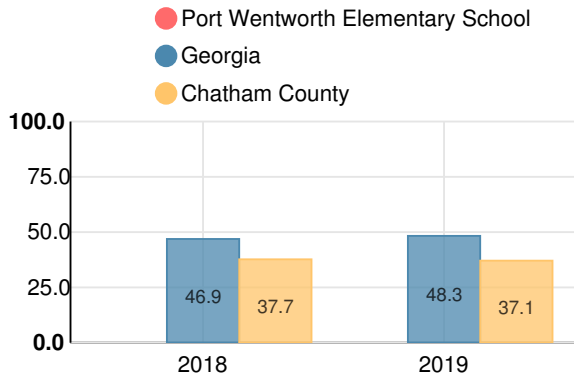
### Social Studies

Percent of students scoring in each performance level on 2019 Georgia Milestones for elementary grades



**Reading at or above the Grade Level Target (3rd Grade)**

Percent of students in grade 3 achieving Lexile measure equal to or greater than 670



**Reading at or above the Grade Level Target (5th Grade)**

Percent of students in grade 5 achieving Lexile measure equal to or greater than 920

