



# Brockett Elementary School

 1855 Brockett Road, Tucker, GA 30084

 678.874.2602

 Grades: K-5

 Enrollment: 464 students

 Greatest Gains (Silver)

Note: For information on educator qualifications and other federal reporting requirements, [click here](#). Discipline data are available in the [K-12 Student Discipline Dashboard](#).

### Performance Snapshot

- Brockett Elementary School's **overall performance is higher than 68% of schools in the state** and is higher than its district.
- Its students' **academic growth is higher than 99% of schools in the state** and higher than its district.
- **46.2% of its 3rd grade students are reading at or above the grade level target.**

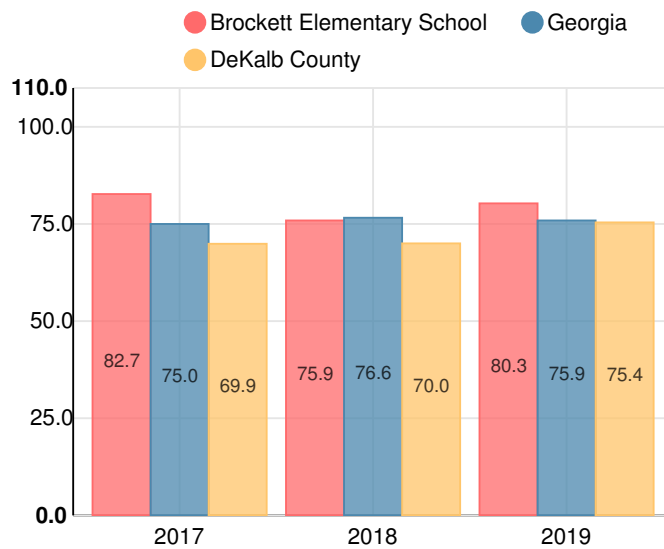
## School Wide

**B80.3**

Year	Brockett Elementary School
2019	B
2018	C
2017	B
2016	B
2015	C

Grade conversion	
A	90 - 100
B	80 - 89.9
C	70 - 79.9
D	60 - 69.9
F	0 - 59.9

### CCRPI Single Score



Student Mobility Rate

13.1%

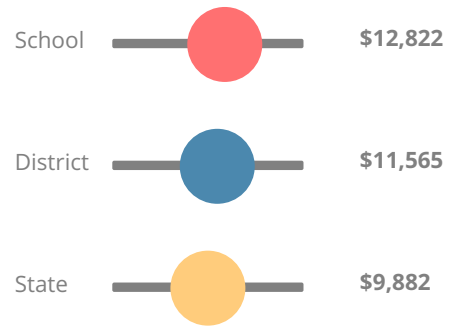
School Climate Star Rating



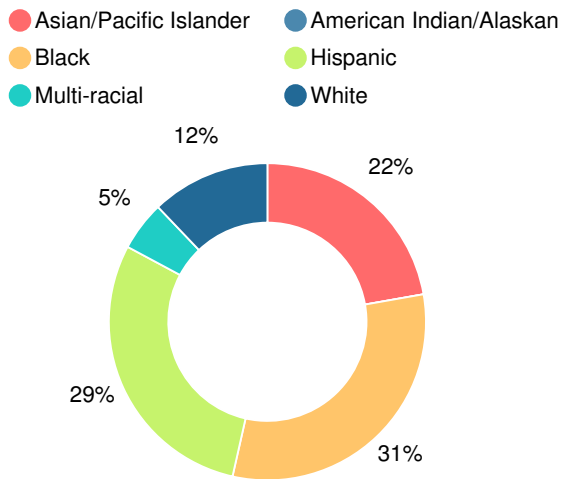
Financial Efficiency Star Rating



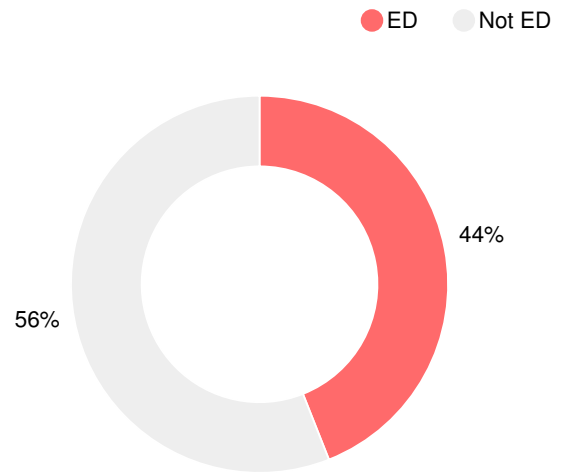
Per Pupil Expenditures



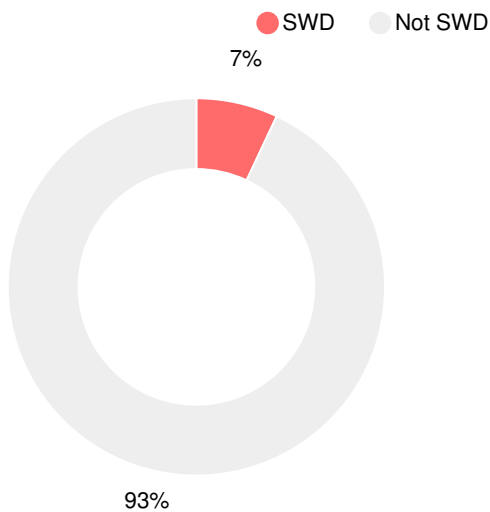
Race/Ethnicity



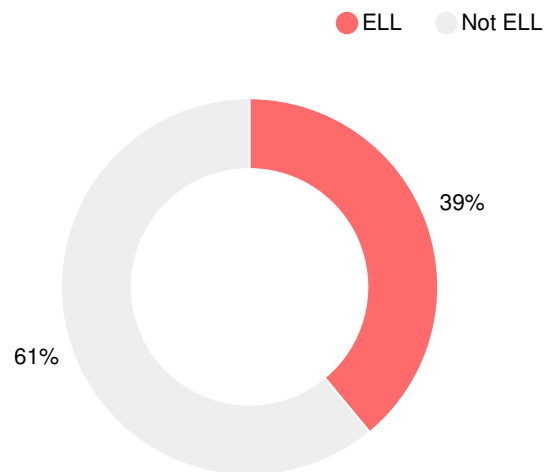
Economically Disadvantaged (ED)



Students with Disability (SWD)



English Language Learners (ELL)



# Elementary

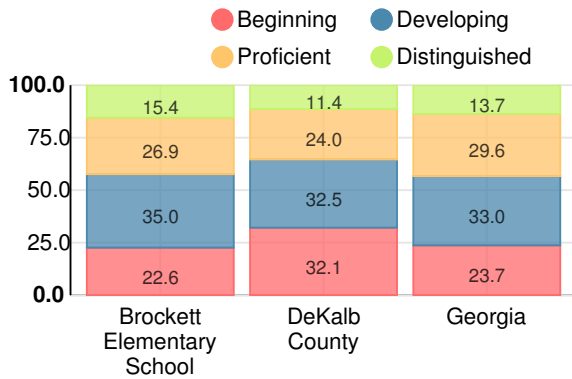
## CCRPI Score

### Brockett Elementary School

Indicator	2019
Content Mastery	66.8
Progress	100.0
Closing Gaps	59.6
Readiness	81.5
<b>CCRPI Score</b>	<b>80.3</b>

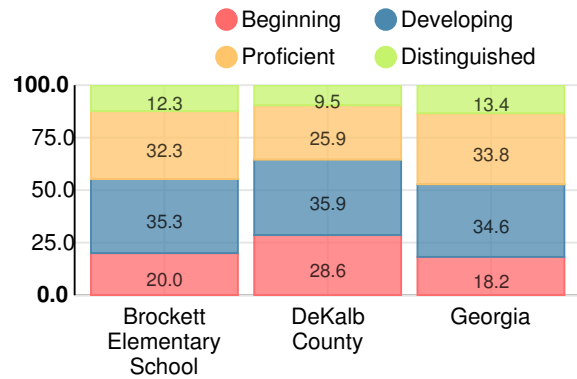
### English

Percent of students scoring in each performance level on 2019 Georgia Milestones for elementary grades



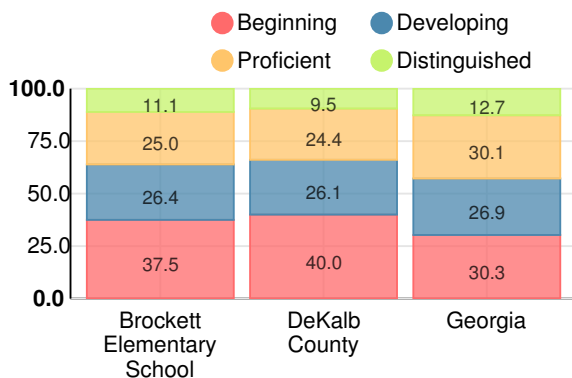
### Mathematics

Percent of students scoring in each performance level on 2019 Georgia Milestones for elementary grades



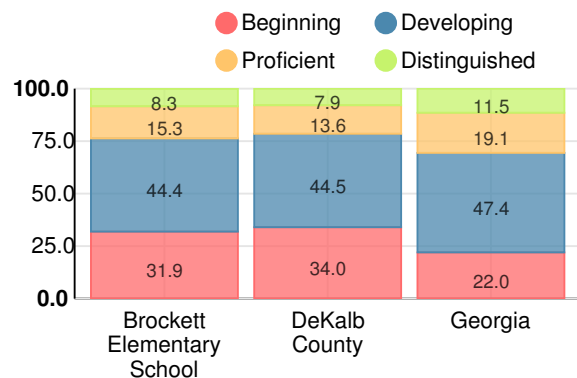
### Science

Percent of students scoring in each performance level on 2019 Georgia Milestones for elementary grades



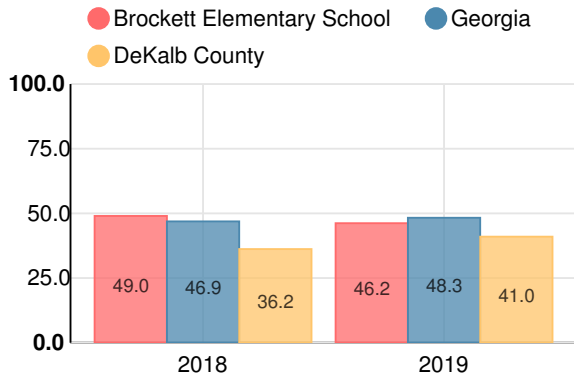
### Social Studies

Percent of students scoring in each performance level on 2019 Georgia Milestones for elementary grades



**Reading at or above the Grade Level Target (3rd Grade)**

Percent of students in grade 3 achieving Lexile measure equal to or greater than 670



**Reading at or above the Grade Level Target (5th Grade)**

Percent of students in grade 5 achieving Lexile measure equal to or greater than 920

