

St. Simons Elementary School

 805 Ocean Blvd., St. Simons Island, GA 31522

 912-638-2851

 Grades: K-5

 Enrollment: 545 students

Note: For information on educator qualifications and other federal reporting requirements, [click here](#). Discipline data are available in the [K-12 Student Discipline Dashboard](#).

Performance Snapshot

- St. Simons Elementary School's **overall performance is higher than 95% of schools in the state** and is higher than its district.
- Its students' **academic growth is higher than 73% of schools in the state** and lower than its district.
- **79.5% of its 3rd grade students are reading at or above the grade level target.**
- St. Simons Elementary School is **Beating the Odds**, meaning that it performs better than similar schools.

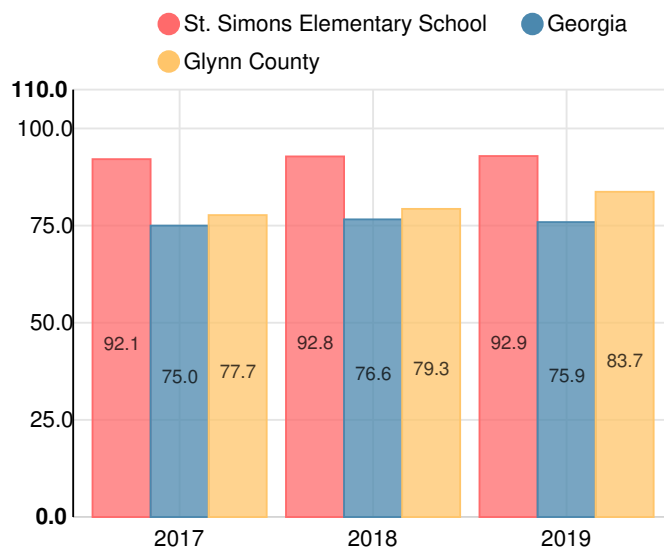
School Wide

A92.9

Year	St. Simons Elementary School
2019	A
2018	A
2017	A
2016	A
2015	A

Grade conversion	
A	90 - 100
B	80 - 89.9
C	70 - 79.9
D	60 - 69.9
F	0 - 59.9

CCRPI Single Score



Student Mobility Rate

14.2%

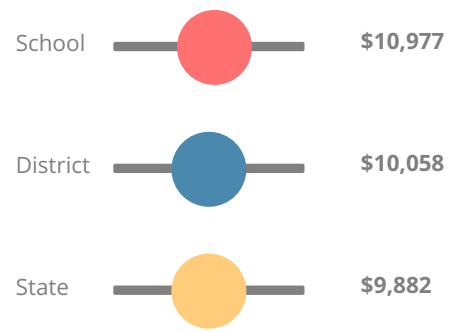
School Climate Star Rating



Financial Efficiency Star Rating

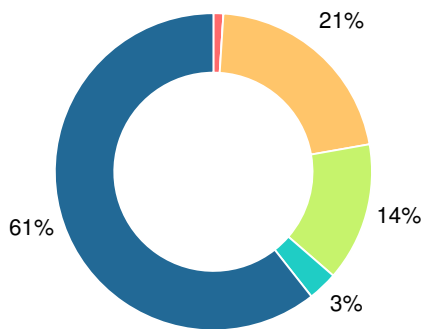


Per Pupil Expenditures



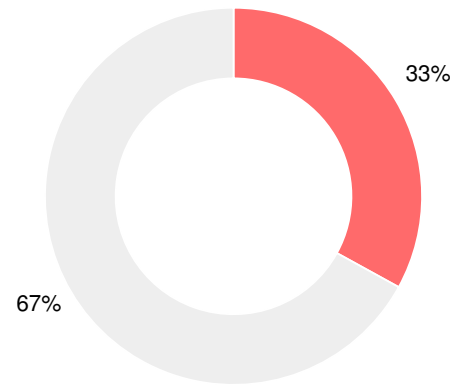
Race/Ethnicity

- Asian/Pacific Islander
- American Indian/Alaskan
- Black
- Hispanic
- Multi-racial
- White



Economically Disadvantaged (ED)

- ED
- Not ED



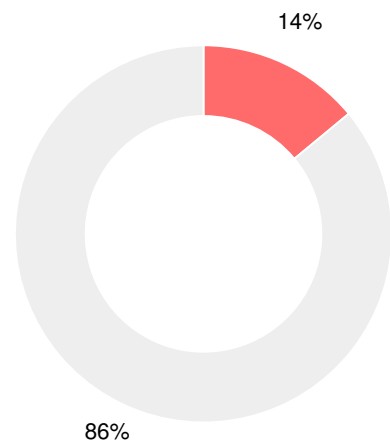
Students with Disability (SWD)

- SWD
- Not SWD



English Language Learners (ELL)

- ELL
- Not ELL



Elementary

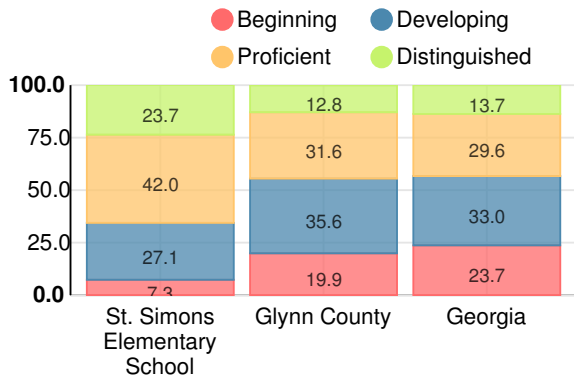
CCRPI Score

St. Simons Elementary School

Indicator	2019
Content Mastery	94.0
Progress	89.6
Closing Gaps	100.0
Readiness	91.8
CCRPI Score	92.9

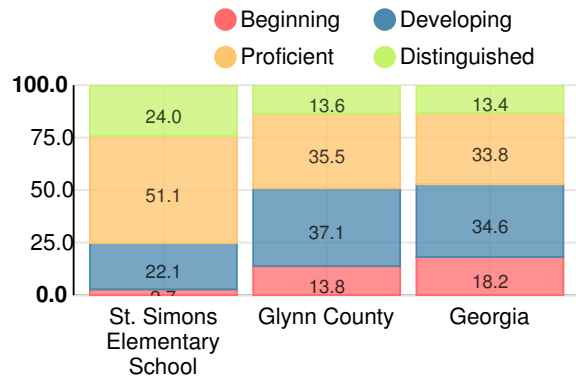
English

Percent of students scoring in each performance level on 2019 Georgia Milestones for elementary grades



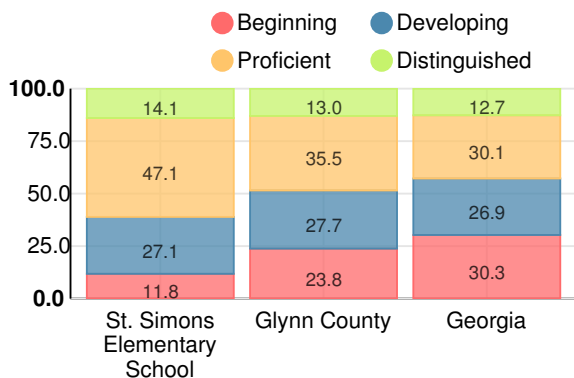
Mathematics

Percent of students scoring in each performance level on 2019 Georgia Milestones for elementary grades



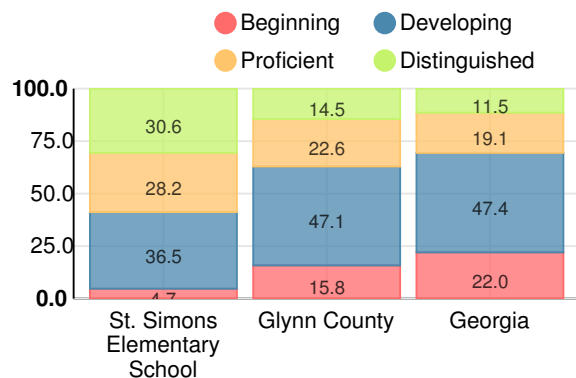
Science

Percent of students scoring in each performance level on 2019 Georgia Milestones for elementary grades



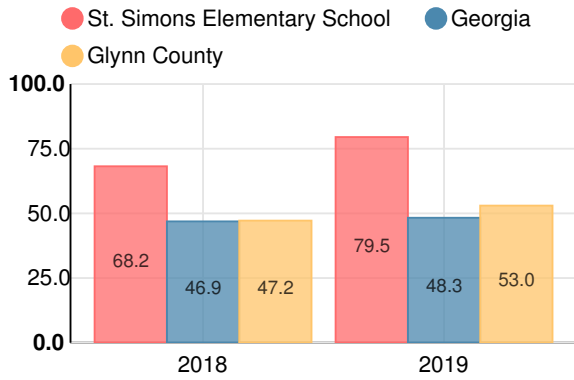
Social Studies

Percent of students scoring in each performance level on 2019 Georgia Milestones for elementary grades



Reading at or above the Grade Level Target (3rd Grade)

Percent of students in grade 3 achieving Lexile measure equal to or greater than 670



Reading at or above the Grade Level Target (5th Grade)

Percent of students in grade 5 achieving Lexile measure equal to or greater than 920

