




# Shiver Elementary School

 1847 GA Hwy. 93, Pelham, GA 31779

 229-377-2325

 Grades: K-8

 Enrollment: 489 students

Note: For information on educator qualifications and other federal reporting requirements, [click here](#). Discipline data are available in the [K-12 Student Discipline Dashboard](#).

## Performance Snapshot

- Shiver Elementary School's **overall performance is higher than 29% of schools in the state** and is higher than its district.
- Its elementary students' **academic growth is higher than 3% of elementary schools in the state** and lower than its district.
- Its middle school students' **academic growth is higher than 71% of middle schools in the state** and higher than its district.
- **44.7% of its 3rd grade students are reading at or above the grade level target.**
- **64.4% of its 8th grade students are reading at or above the grade level target.**

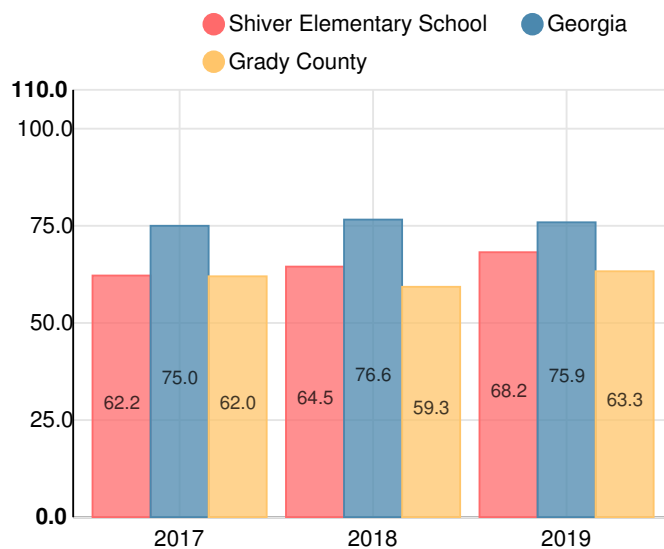
## School Wide

**D68.2**

Year	Shiver Elementary School
2019	D
2018	D
2017	D
2016	D
2015	D

Grade conversion	
A	90 - 100
B	80 - 89.9
C	70 - 79.9
D	60 - 69.9
F	0 - 59.9

## CCRPI Single Score



Student Mobility Rate

14.7%

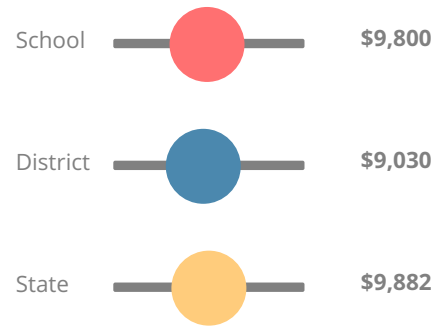
School Climate Star Rating



Financial Efficiency Star Rating

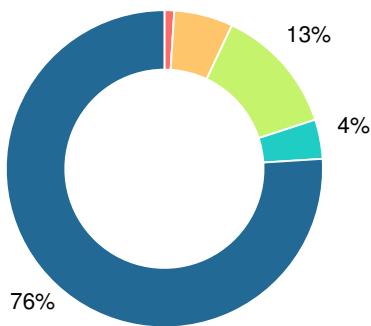


Per Pupil Expenditures



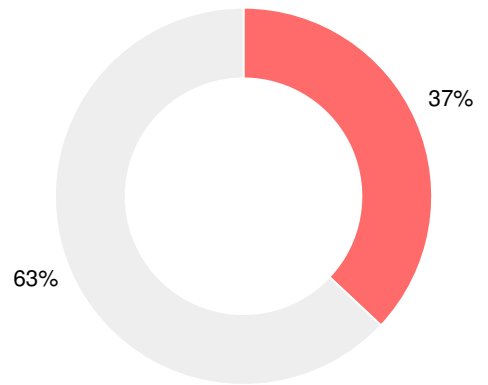
Race/Ethnicity

- Asian/Pacific Islander
- American Indian/Alaskan
- Black
- Hispanic
- Multi-racial
- White



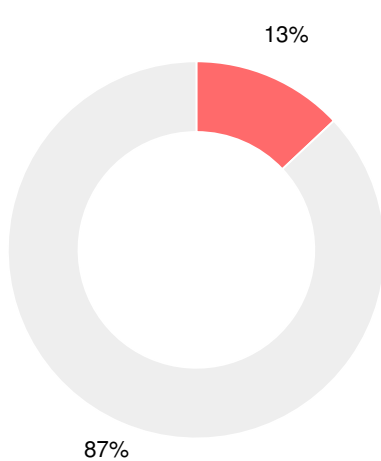
Economically Disadvantaged (ED)

- ED
- Not ED



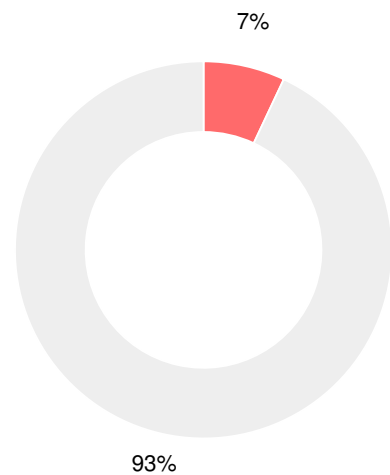
Students with Disability (SWD)

- SWD
- Not SWD



English Language Learners (ELL)

- ELL
- Not ELL



# Elementary

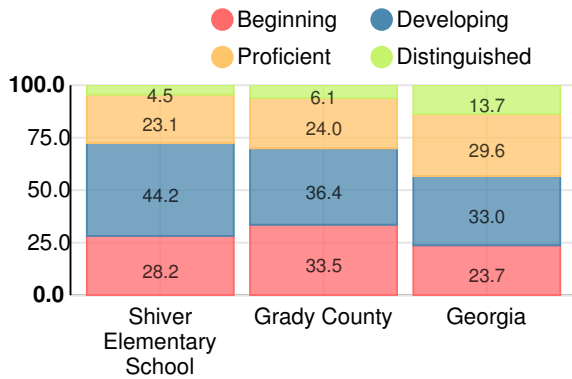
## CCRPI Score

### Shiver Elementary School

Indicator	2019
Content Mastery	56.2
Progress	60.1
Closing Gaps	56.3
Readiness	77.4
<b>CCRPI Score</b>	<b>61.8</b>

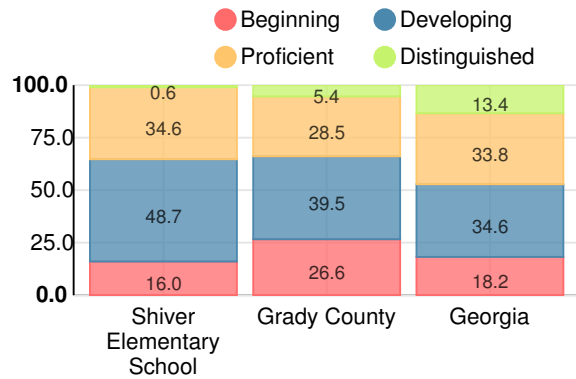
### English

Percent of students scoring in each performance level on 2019 Georgia Milestones for elementary grades



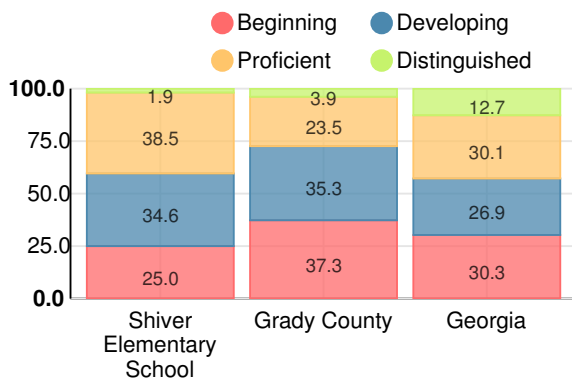
### Mathematics

Percent of students scoring in each performance level on 2019 Georgia Milestones for elementary grades



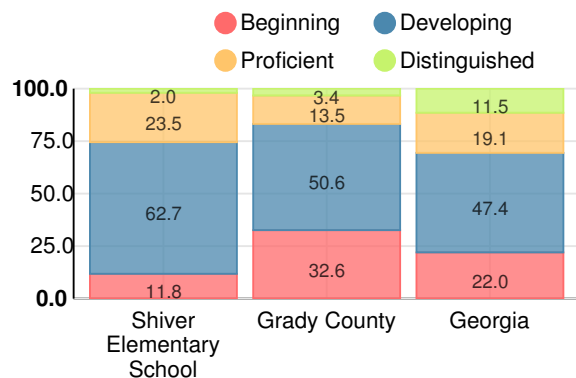
### Science

Percent of students scoring in each performance level on 2019 Georgia Milestones for elementary grades



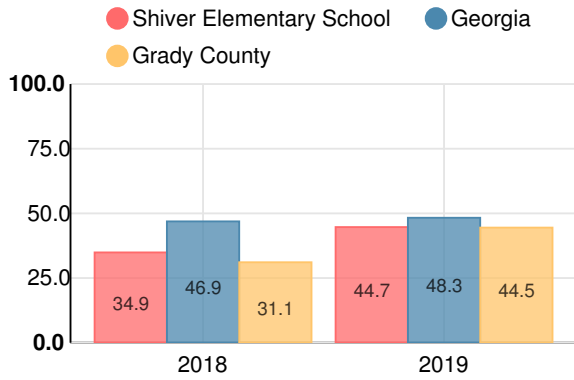
### Social Studies

Percent of students scoring in each performance level on 2019 Georgia Milestones for elementary grades



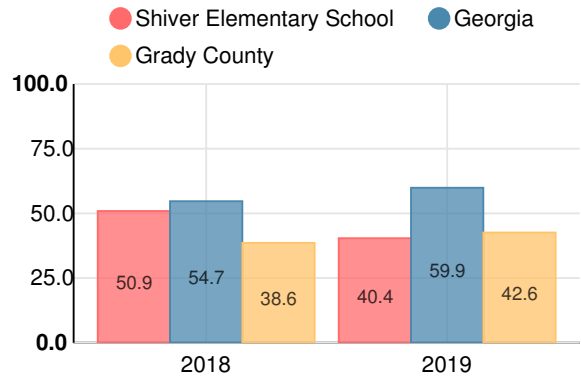
**Reading at or above the Grade Level Target (3rd Grade)**

Percent of students in grade 3 achieving Lexile measure equal to or greater than 670



**Reading at or above the Grade Level Target (5th Grade)**

Percent of students in grade 5 achieving Lexile measure equal to or greater than 920



# Middle School

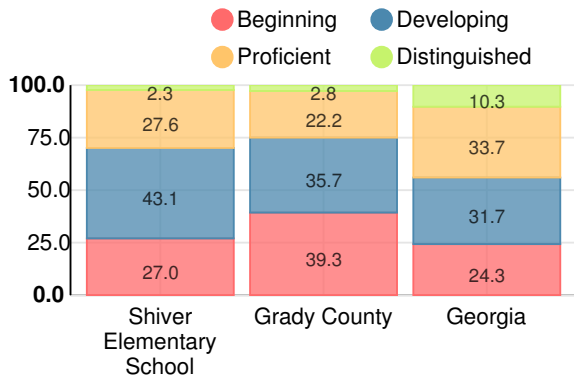
## CCRPI Score

### Shiver Elementary School

Indicator	2019
Content Mastery	57.6
Progress	87.4
Closing Gaps	100.0
Readiness	81.5
<b>CCRPI Score</b>	<b>79.2</b>

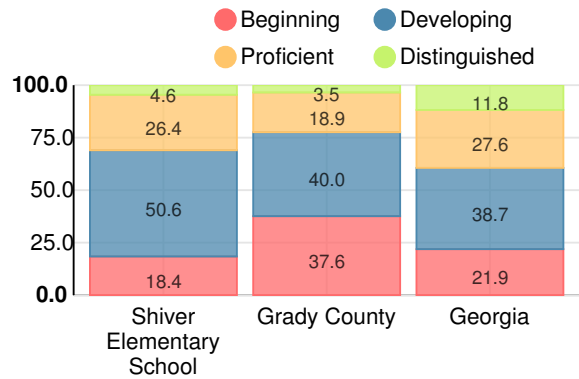
### English

Percent of students scoring in each performance level on 2019 Georgia Milestones for middle school grades



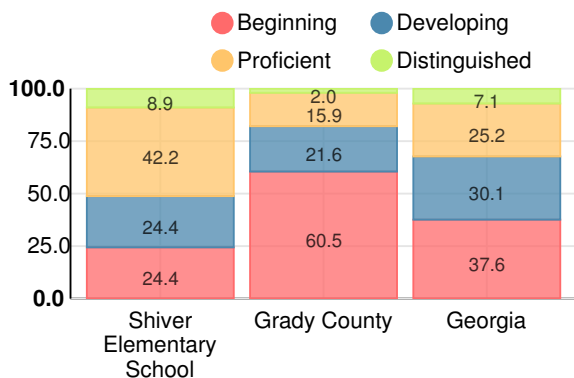
### Mathematics

Percent of students scoring in each performance level on 2019 Georgia Milestones for middle school grades



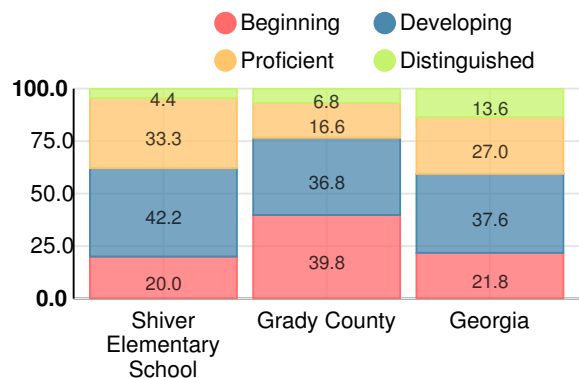
### Science

Percent of students scoring in each performance level on 2019 Georgia Milestones for middle school grades



### Social Studies

Percent of students scoring in each performance level on 2019 Georgia Milestones for middle school grades



**Reading at or above the Grade Level Target  
(8th Grade)**

Percent of students in grade 8 achieving Lexile measure greater than 1097

