




# Bethesda Elementary School

 525 Bethesda School Rd., Lawrenceville, GA 30044

 (770) 921-2000

 Grades: K-5

 Enrollment: 1201 students

Note: For information on educator qualifications and other federal reporting requirements, [click here](#). Discipline data are available in the [K-12 Student Discipline Dashboard](#).

## Performance Snapshot

- Bethesda Elementary School's **overall performance is higher than 64% of schools in the state** and is lower than its district.
- Its students' **academic growth is higher than 69% of schools in the state** and similar to its district.
- 43.9% of its 3rd grade students are reading at or above the grade level target.**

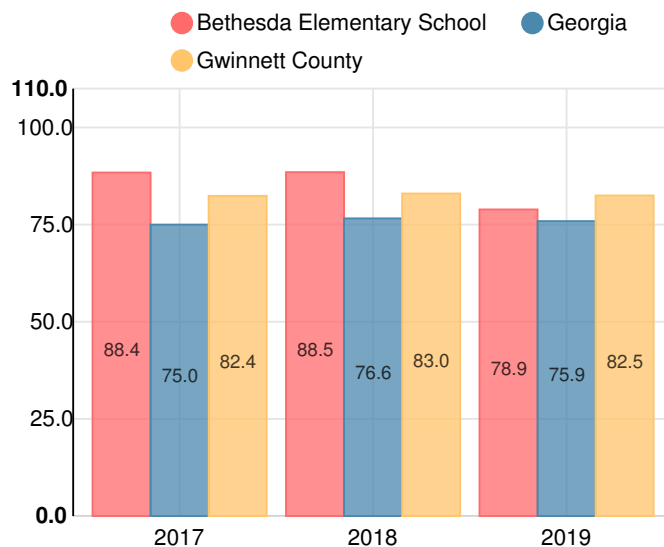
## School Wide

**C78.9**

Year	Bethesda Elementary School
2019	C
2018	B
2017	B
2016	B
2015	C

Grade conversion	
A	90 - 100
B	80 - 89.9
C	70 - 79.9
D	60 - 69.9
F	0 - 59.9

## CCRPI Single Score



Student Mobility Rate

16.1%

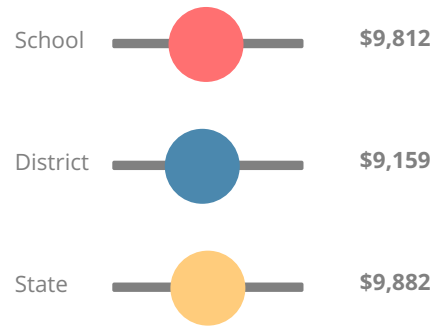
School Climate Star Rating



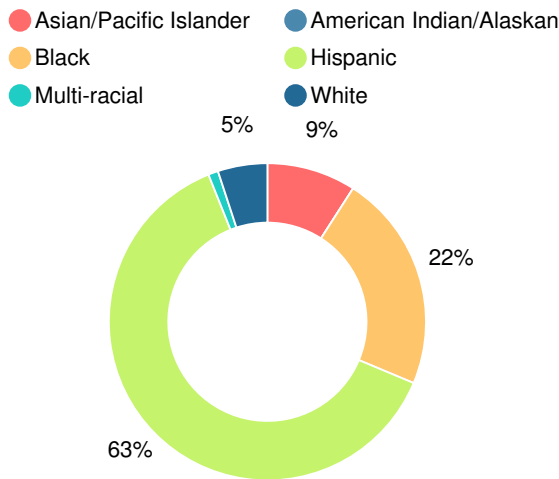
Financial Efficiency Star Rating



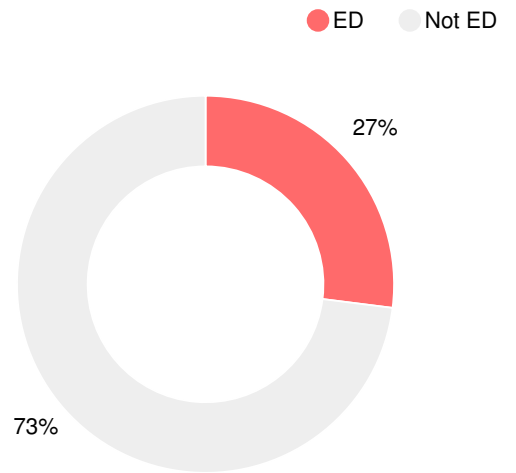
Per Pupil Expenditures



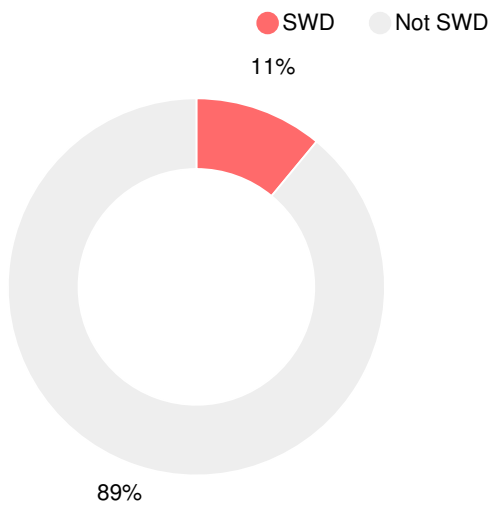
Race/Ethnicity



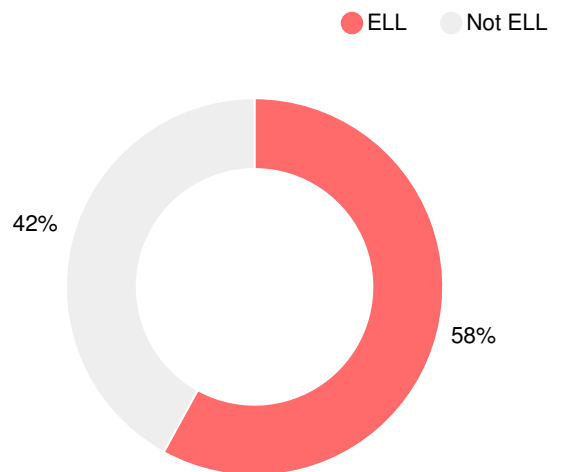
Economically Disadvantaged (ED)



Students with Disability (SWD)



English Language Learners (ELL)



# Elementary

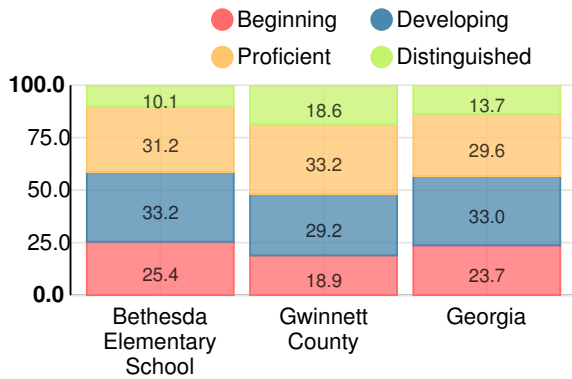
## CCRPI Score

### Bethesda Elementary School

Indicator	2019
Content Mastery	74.9
Progress	88.4
Closing Gaps	60.0
Readiness	82.2
<b>CCRPI Score</b>	<b>78.9</b>

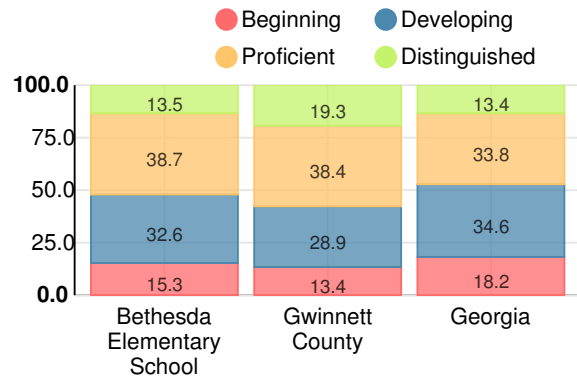
### English

Percent of students scoring in each performance level on 2019 Georgia Milestones for elementary grades



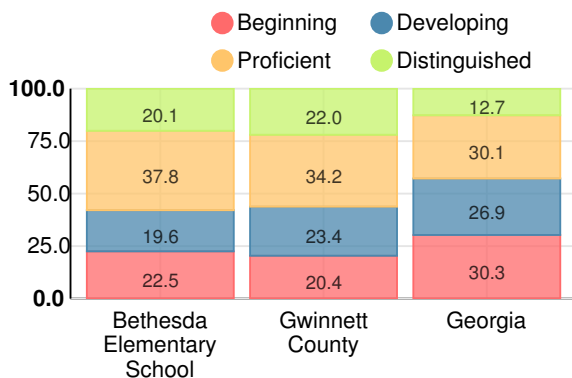
### Mathematics

Percent of students scoring in each performance level on 2019 Georgia Milestones for elementary grades



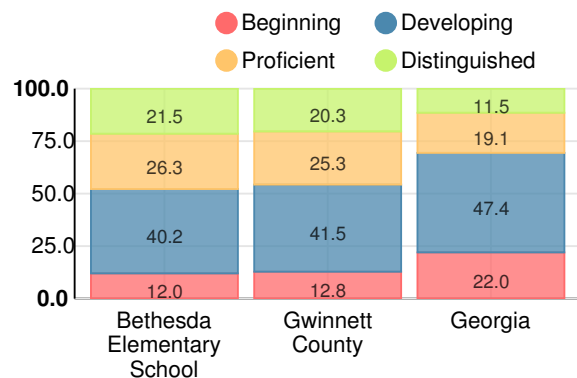
### Science

Percent of students scoring in each performance level on 2019 Georgia Milestones for elementary grades



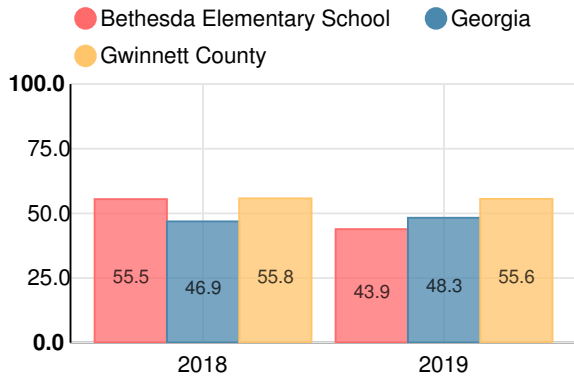
### Social Studies

Percent of students scoring in each performance level on 2019 Georgia Milestones for elementary grades



**Reading at or above the Grade Level Target (3rd Grade)**

Percent of students in grade 3 achieving Lexile measure equal to or greater than 670



**Reading at or above the Grade Level Target (5th Grade)**

Percent of students in grade 5 achieving Lexile measure equal to or greater than 920

