


Gentian Elementary School

 4201 Primrose Rd, Columbus, GA 31907

 (706)569-3625

 Grades: K-5

 Enrollment: 450 students

Note: For information on educator qualifications and other federal reporting requirements, [click here](#). Discipline data are available in the [K-12 Student Discipline Dashboard](#).

Performance Snapshot

- Gentian Elementary School's **overall performance is higher than 40% of schools in the state** and is lower than its district.
- Its students' **academic growth is higher than 59% of schools in the state** and higher than its district.
- **49.3% of its 3rd grade students are reading at or above the grade level target.**

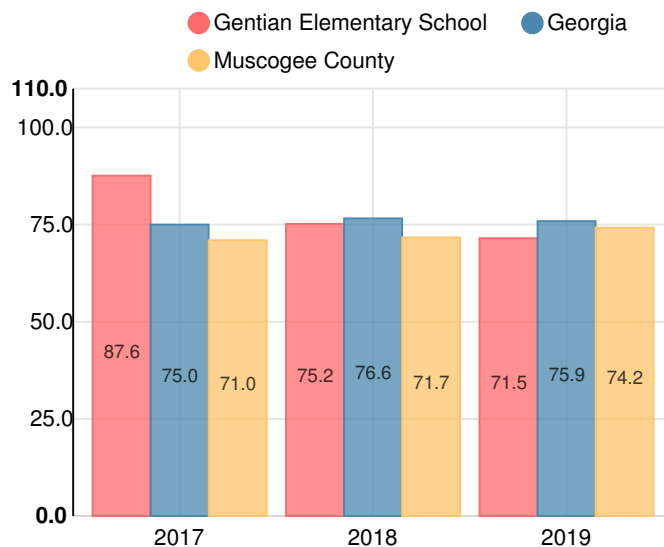
School Wide

C71.5

| Year | Gentian Elementary School |
|------|---------------------------|
| 2019 | C |
| 2018 | C |
| 2017 | B |
| 2016 | B |
| 2015 | B |

| Grade conversion | |
|------------------|-----------|
| A | 90 - 100 |
| B | 80 - 89.9 |
| C | 70 - 79.9 |
| D | 60 - 69.9 |
| F | 0 - 59.9 |

CCRPI Single Score



Student Mobility Rate

22.0%

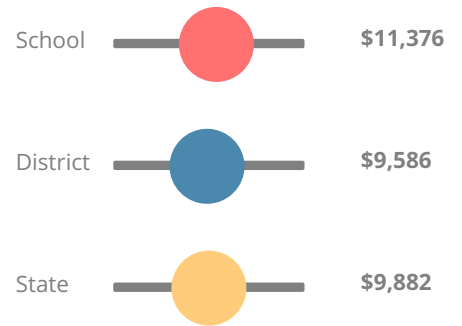
School Climate Star Rating



Financial Efficiency Star Rating

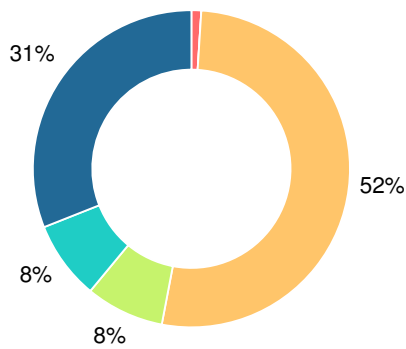


Per Pupil Expenditures



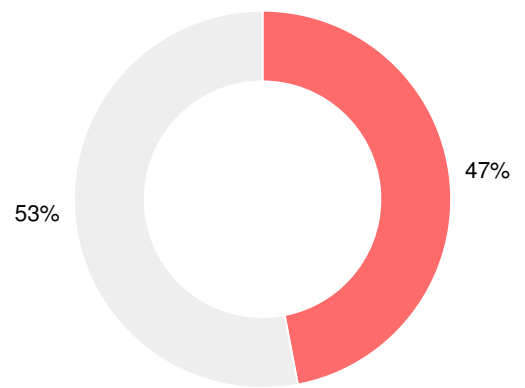
Race/Ethnicity

- Asian/Pacific Islander
- American Indian/Alaskan
- Black
- Hispanic
- Multi-racial
- White



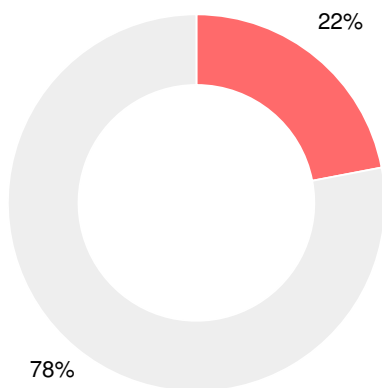
Economically Disadvantaged (ED)

- ED
- Not ED



Students with Disability (SWD)

- SWD
- Not SWD



English Language Learners (ELL)

- ELL
- Not ELL



Elementary

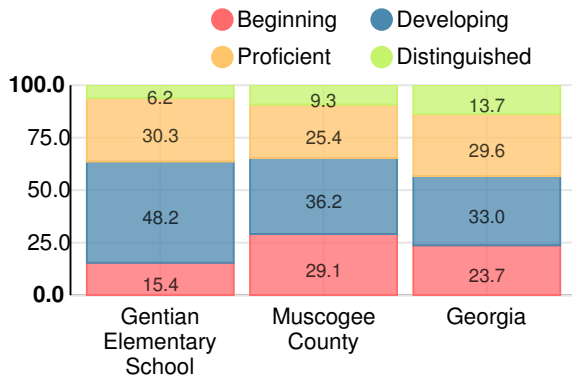
CCRPI Score

Gentian Elementary School

| Indicator | 2019 |
|--------------------|-------------|
| Content Mastery | 60.3 |
| Progress | 85.5 |
| Closing Gaps | 52.5 |
| Readiness | 77.9 |
| CCRPI Score | 71.5 |

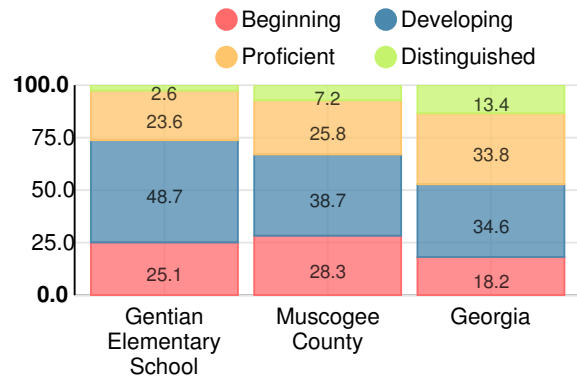
English

Percent of students scoring in each performance level on 2019 Georgia Milestones for elementary grades



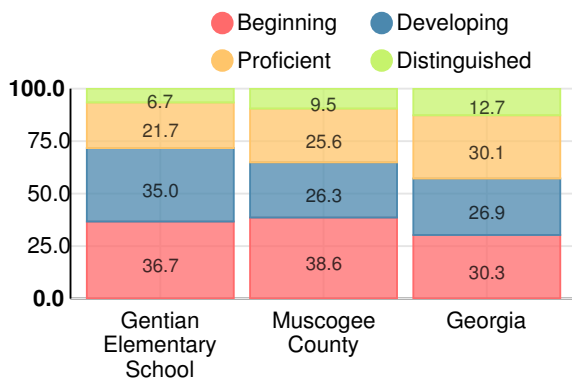
Mathematics

Percent of students scoring in each performance level on 2019 Georgia Milestones for elementary grades



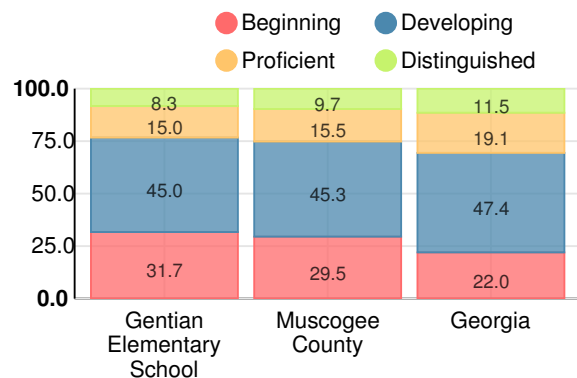
Science

Percent of students scoring in each performance level on 2019 Georgia Milestones for elementary grades



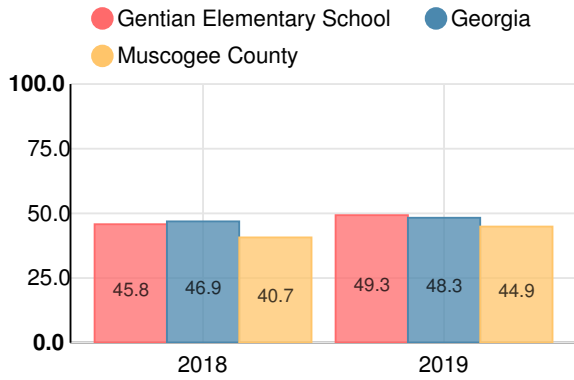
Social Studies

Percent of students scoring in each performance level on 2019 Georgia Milestones for elementary grades



Reading at or above the Grade Level Target (3rd Grade)

Percent of students in grade 3 achieving Lexile measure equal to or greater than 670



Reading at or above the Grade Level Target (5th Grade)

Percent of students in grade 5 achieving Lexile measure equal to or greater than 920

