


Wacona Elementary School

 3101 State St, Waycross, GA 31503

 (912)287-2362

 Grades: K-5

 Enrollment: 633 students

Note: For information on educator qualifications and other federal reporting requirements, [click here](#). Discipline data are available in the [K-12 Student Discipline Dashboard](#).

Performance Snapshot

- Wacona Elementary School's **overall performance is higher than 89% of schools in the state** and is higher than its district.
- Its students' **academic growth is higher than 91% of schools in the state** and higher than its district.
- **54.2% of its 3rd grade students are reading at or above the grade level target.**
- Wacona Elementary School is **Beating the Odds**, meaning that it performs better than similar schools.

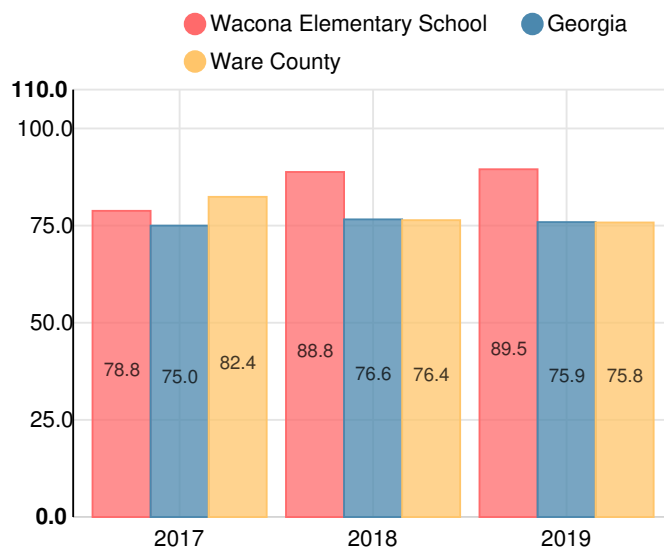
School Wide

B89.5

Year	Wacona Elementary School
2019	B
2018	B
2017	C
2016	C
2015	C

Grade conversion	
A	90 - 100
B	80 - 89.9
C	70 - 79.9
D	60 - 69.9
F	0 - 59.9

CCRPI Single Score



Student Mobility Rate

20.1%

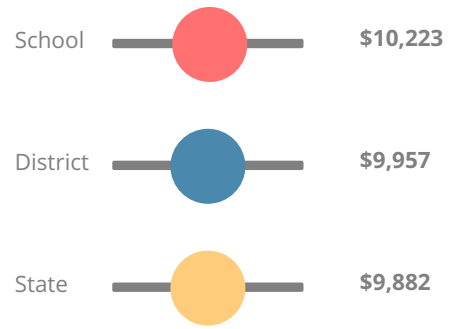
School Climate Star Rating



Financial Efficiency Star Rating

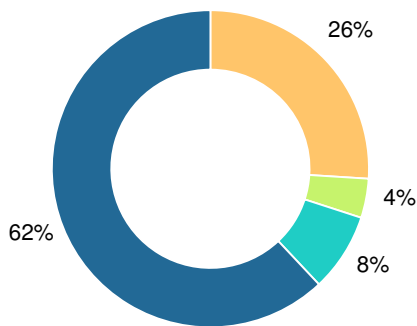


Per Pupil Expenditures



Race/Ethnicity

- Asian/Pacific Islander
- American Indian/Alaskan
- Black
- Hispanic
- Multi-racial
- White



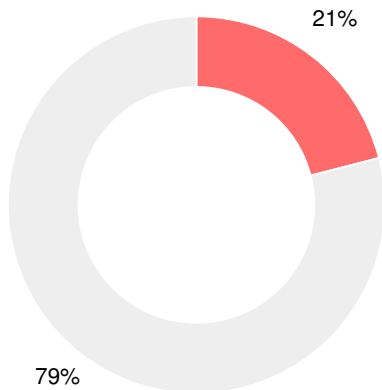
Economically Disadvantaged (ED)

- ED
- Not ED



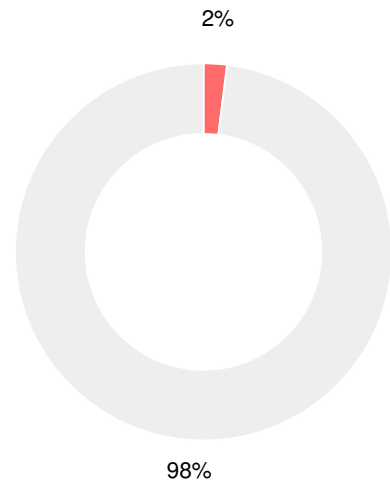
Students with Disability (SWD)

- SWD
- Not SWD



English Language Learners (ELL)

- ELL
- Not ELL



Elementary

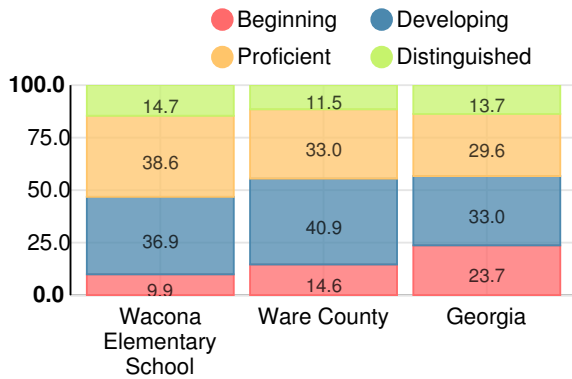
CCRPI Score

Wacona Elementary School

Indicator	2019
Content Mastery	79.5
Progress	96.1
Closing Gaps	97.7
Readiness	87.0
CCRPI Score	89.5

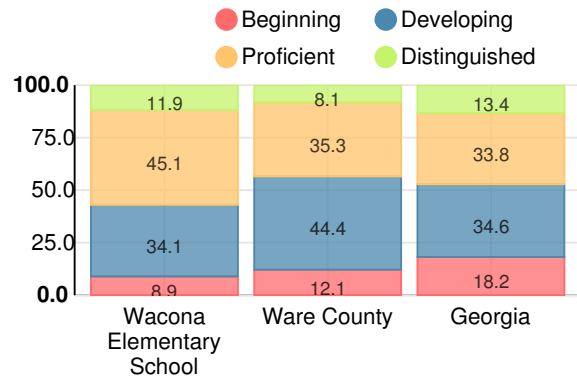
English

Percent of students scoring in each performance level on 2019 Georgia Milestones for elementary grades



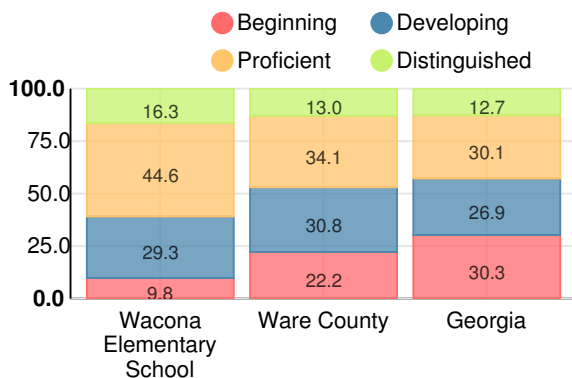
Mathematics

Percent of students scoring in each performance level on 2019 Georgia Milestones for elementary grades



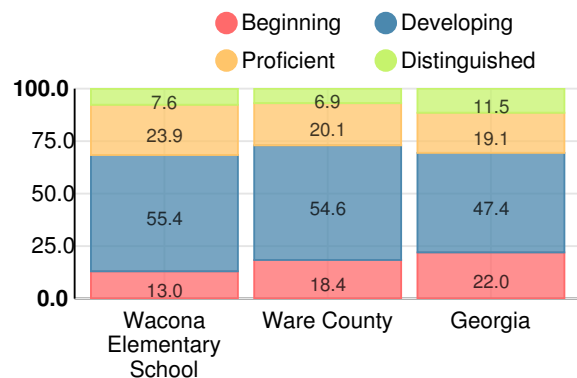
Science

Percent of students scoring in each performance level on 2019 Georgia Milestones for elementary grades



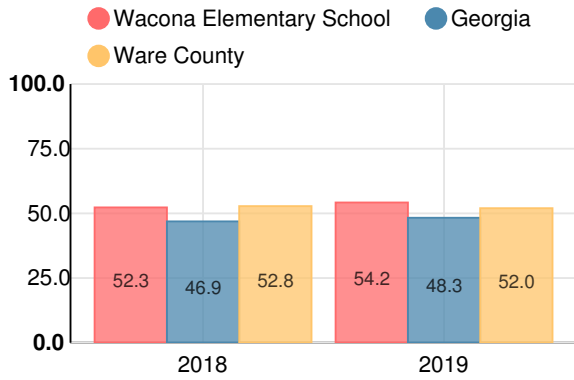
Social Studies

Percent of students scoring in each performance level on 2019 Georgia Milestones for elementary grades



Reading at or above the Grade Level Target (3rd Grade)

Percent of students in grade 3 achieving Lexile measure equal to or greater than 670



Reading at or above the Grade Level Target (5th Grade)

Percent of students in grade 5 achieving Lexile measure equal to or greater than 920

