






Brandon Elementary School

-  2741 Howell Mill Road NW, Atlanta, GA 30327
-  (404)802-7250
-  Grades: K-5
-  Enrollment: 1008 students
-  Greatest Gains (Silver)/Highest Performing (Gold)

Performance Snapshot

- Brandon Elementary School's **overall performance is higher than 98% of schools in the state** and is higher than its district.
- Its students' **academic growth is higher than 93% of schools in the state** and higher than its district.
- **78.7% of its 3rd grade students are reading at or above the grade level target.**

Note: For information on educator qualifications and other federal reporting requirements, [click here](#). Discipline data are available in the [K-12 Student Discipline Dashboard](#).

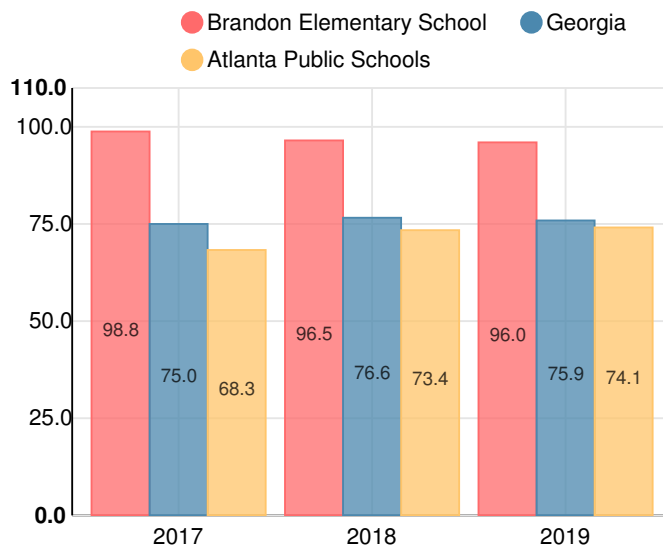
School Wide

A96

Year	Brandon Elementary School
2019	A
2018	A
2017	A
2016	A
2015	A

Grade conversion	
A	90 - 100
B	80 - 89.9
C	70 - 79.9
D	60 - 69.9
F	0 - 59.9

CCRPI Single Score



Student Mobility Rate

9.9%

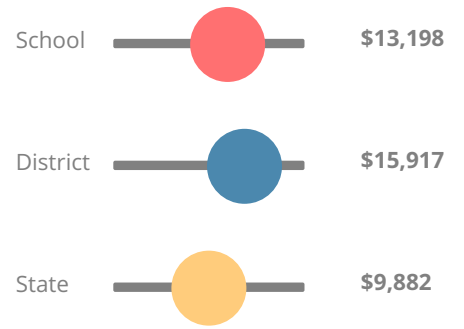
School Climate Star Rating



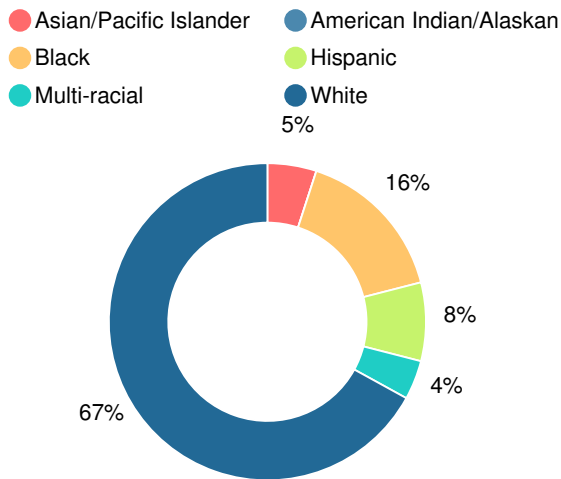
Financial Efficiency Star Rating



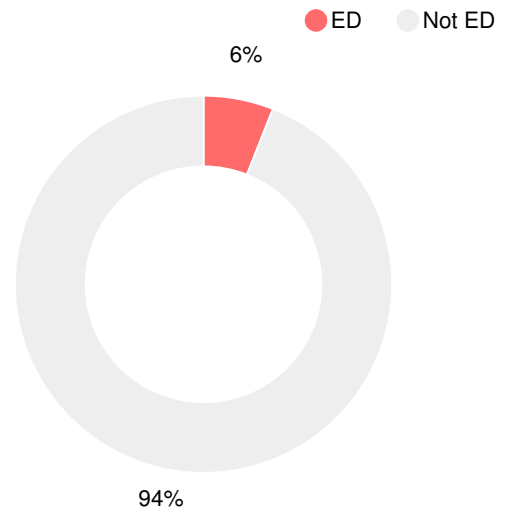
Per Pupil Expenditures



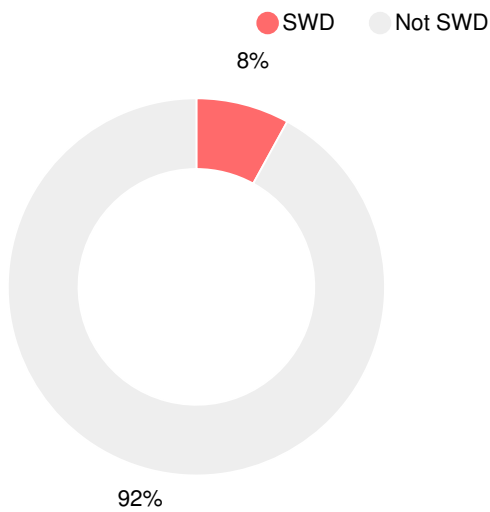
Race/Ethnicity



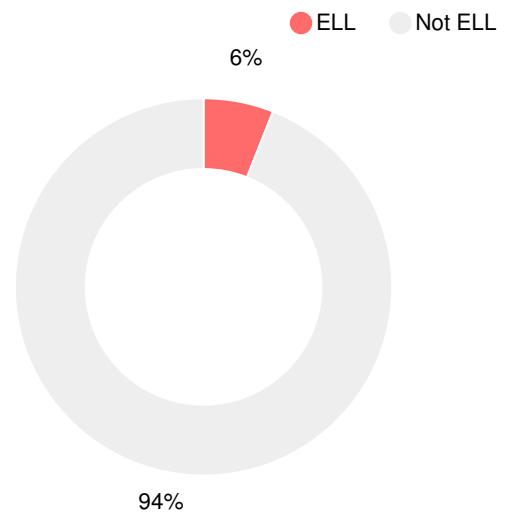
Economically Disadvantaged (ED)



Students with Disability (SWD)



English Language Learners (ELL)



Elementary

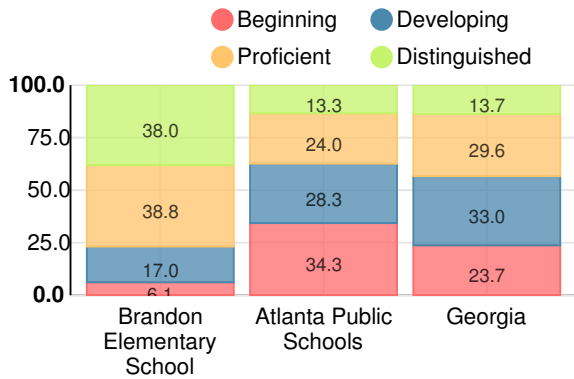
CCRPI Score

Brandon Elementary School

Indicator	2019
Content Mastery	100.0
Progress	96.5
Closing Gaps	90.9
Readiness	92.8
CCRPI Score	96.0

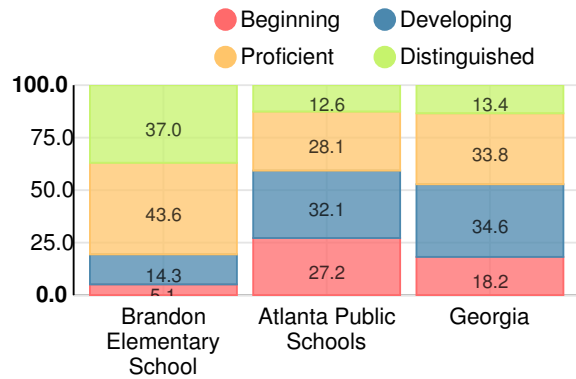
English

Percent of students scoring in each performance level on 2019 Georgia Milestones for elementary grades



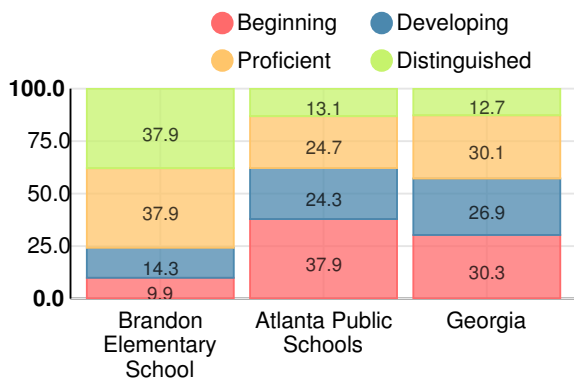
Mathematics

Percent of students scoring in each performance level on 2019 Georgia Milestones for elementary grades



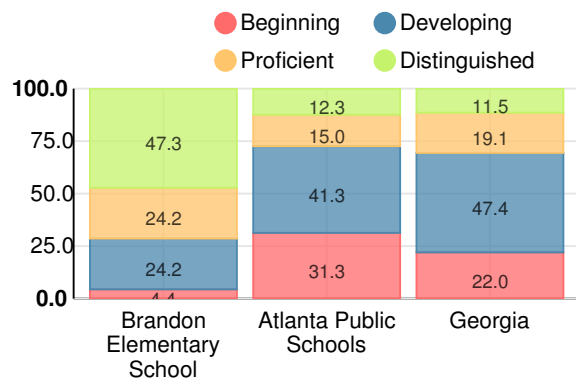
Science

Percent of students scoring in each performance level on 2019 Georgia Milestones for elementary grades



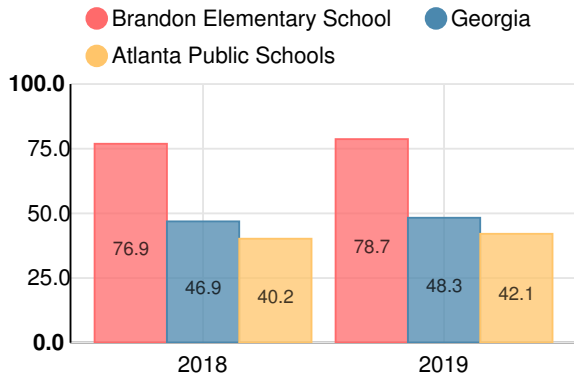
Social Studies

Percent of students scoring in each performance level on 2019 Georgia Milestones for elementary grades



Reading at or above the Grade Level Target (3rd Grade)

Percent of students in grade 3 achieving Lexile measure equal to or greater than 670



Reading at or above the Grade Level Target (5th Grade)

Percent of students in grade 5 achieving Lexile measure equal to or greater than 920

