



# West End Elementary School

 5 Brown Fox Dr SW, Rome, GA 30165

 (706)234-9366

 Grades: K-6

 Enrollment: 819 students

Note: For information on educator qualifications and other federal reporting requirements, [click here](#). Discipline data are available in the [K-12 Student Discipline Dashboard](#).

## Performance Snapshot

- West End Elementary School's **overall performance is higher than 63% of schools in the state** and is higher than its district.
- Its elementary students' **academic growth is higher than 10% of elementary schools in the state** and lower than its district.
- Its middle school students' **academic growth is higher than 59% of middle schools in the state** and higher than its district.
- **53.3% of its 3rd grade students are reading at or above the grade level target.**
- West End Elementary School is **Beating the Odds**, meaning that it performs better than similar schools.

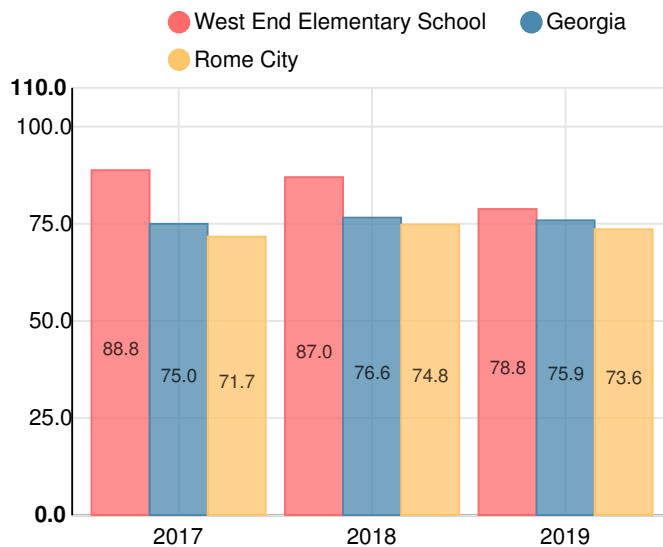
## School Wide

**C78.8**

| Year | West End Elementary School |
|------|----------------------------|
| 2019 | C                          |
| 2018 | B                          |
| 2017 | B                          |
| 2016 | B                          |
| 2015 | C                          |

| Grade conversion |           |
|------------------|-----------|
| A                | 90 - 100  |
| B                | 80 - 89.9 |
| C                | 70 - 79.9 |
| D                | 60 - 69.9 |
| F                | 0 - 59.9  |

## CCRPI Single Score



Student Mobility Rate

12.1%

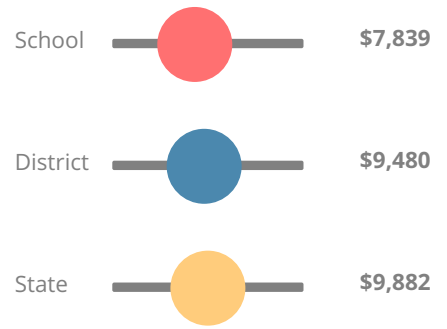
School Climate Star Rating



Financial Efficiency Star Rating

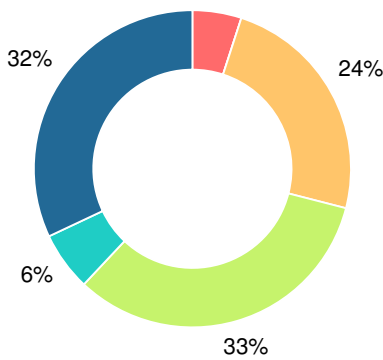


Per Pupil Expenditures



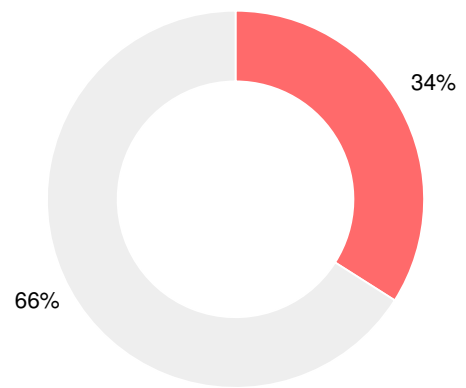
Race/Ethnicity

- Asian/Pacific Islander
- American Indian/Alaskan
- Black
- Hispanic
- Multi-racial
- White



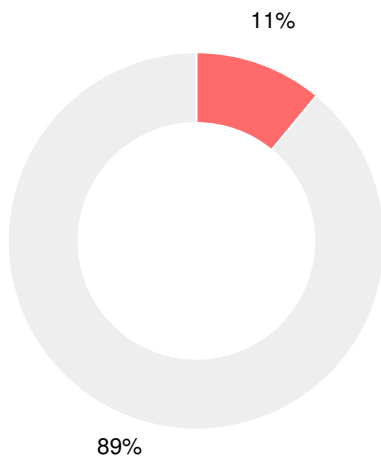
Economically Disadvantaged (ED)

- ED
- Not ED



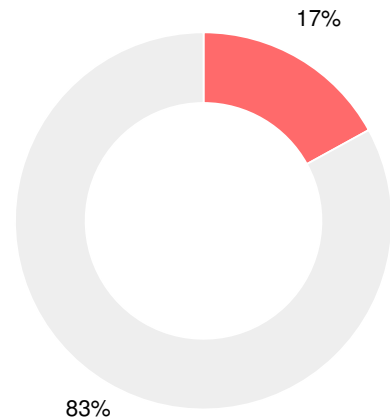
Students with Disability (SWD)

- SWD
- Not SWD



English Language Learners (ELL)

- ELL
- Not ELL



# Elementary

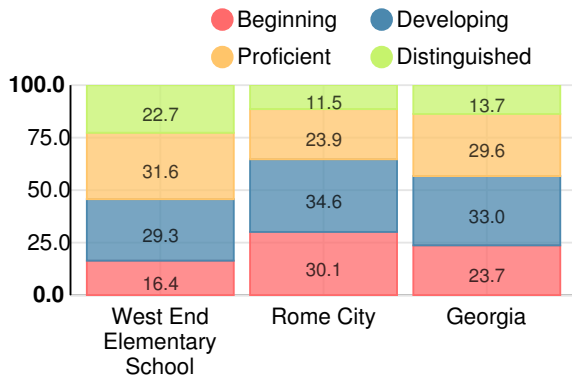
## CCRPI Score

### West End Elementary School

| Indicator          | 2019        |
|--------------------|-------------|
| Content Mastery    | 85.2        |
| Progress           | 68.5        |
| Closing Gaps       | 80.0        |
| Readiness          | 85.5        |
| <b>CCRPI Score</b> | <b>78.6</b> |

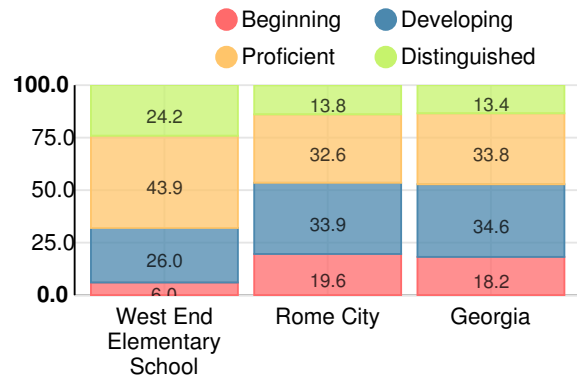
### English

Percent of students scoring in each performance level on 2019 Georgia Milestones for elementary grades



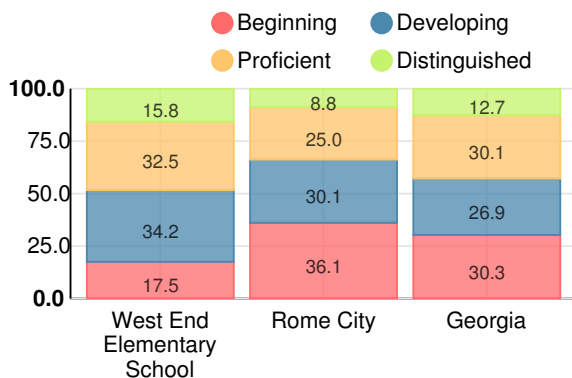
### Mathematics

Percent of students scoring in each performance level on 2019 Georgia Milestones for elementary grades



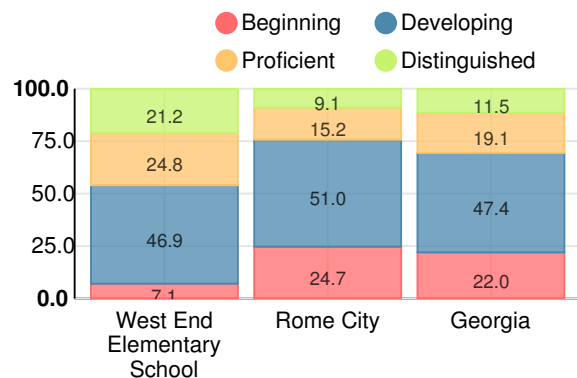
### Science

Percent of students scoring in each performance level on 2019 Georgia Milestones for elementary grades



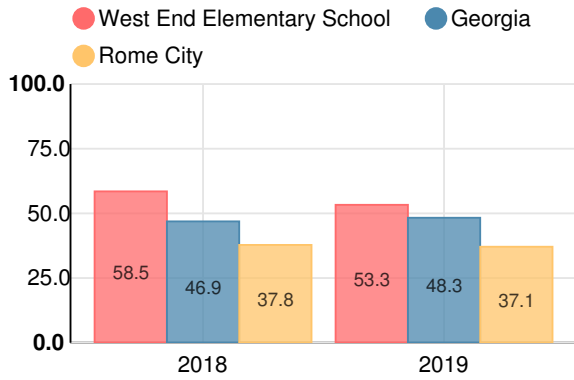
### Social Studies

Percent of students scoring in each performance level on 2019 Georgia Milestones for elementary grades



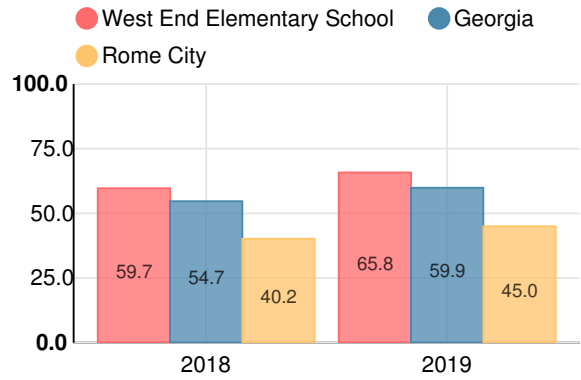
**Reading at or above the Grade Level Target (3rd Grade)**

Percent of students in grade 3 achieving Lexile measure equal to or greater than 670



**Reading at or above the Grade Level Target (5th Grade)**

Percent of students in grade 5 achieving Lexile measure equal to or greater than 920



# Middle School

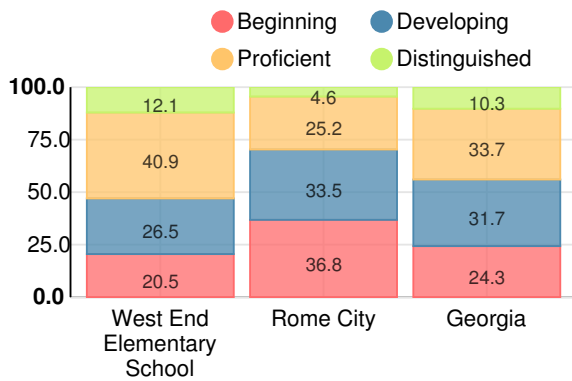
## CCRPI Score

### West End Elementary School

| Indicator          | 2019        |
|--------------------|-------------|
| Content Mastery    | 72.7        |
| Progress           | 84.1        |
| Closing Gaps       | 79.2        |
| Readiness          | 82.3        |
| <b>CCRPI Score</b> | <b>79.6</b> |

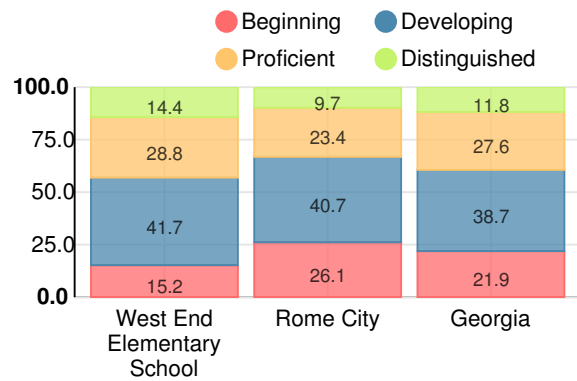
### English

Percent of students scoring in each performance level on 2019 Georgia Milestones for middle school grades



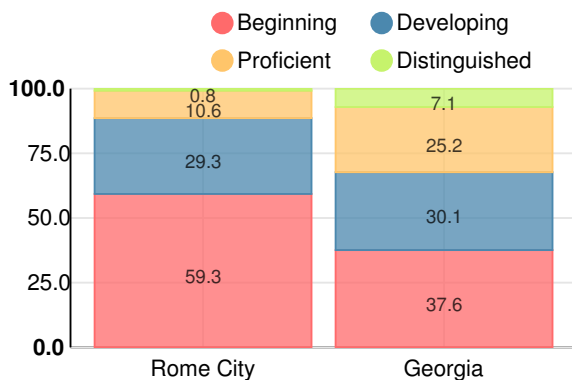
### Mathematics

Percent of students scoring in each performance level on 2019 Georgia Milestones for middle school grades



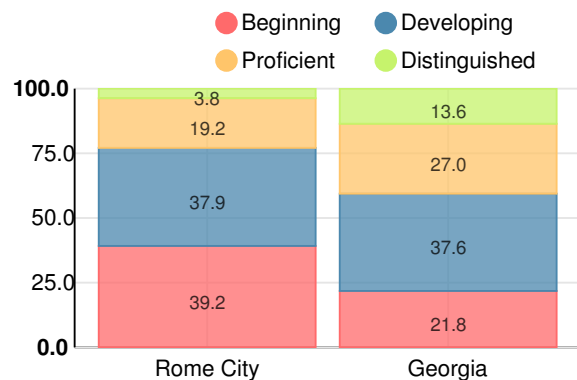
### Science

Percent of students scoring in each performance level on 2019 Georgia Milestones for middle school grades



### Social Studies

Percent of students scoring in each performance level on 2019 Georgia Milestones for middle school grades



### Reading at or above the Grade Level Target (8th Grade)

Percent of students in grade 8 achieving Lexile measure greater than 1097

