

# Ben Hill Elementary School

 328 Lobinger Ave, Fitzgerald, GA 31750

 (229) 409-5586

 Grades: 3-5

 Enrollment: 722 students

Note: For information on educator qualifications and other federal reporting requirements, [click here](#).  
Discipline data are available in the [K-12 Student Discipline Dashboard](#).

## Performance Snapshot

- Ben Hill Elementary School's **overall performance is higher than 30% of schools in the state** and is higher than its district.
- Its students' **academic growth is higher than 26% of schools in the state** and similar to its district.
- **35.2% of its 3rd grade students are reading at or above the grade level target.**

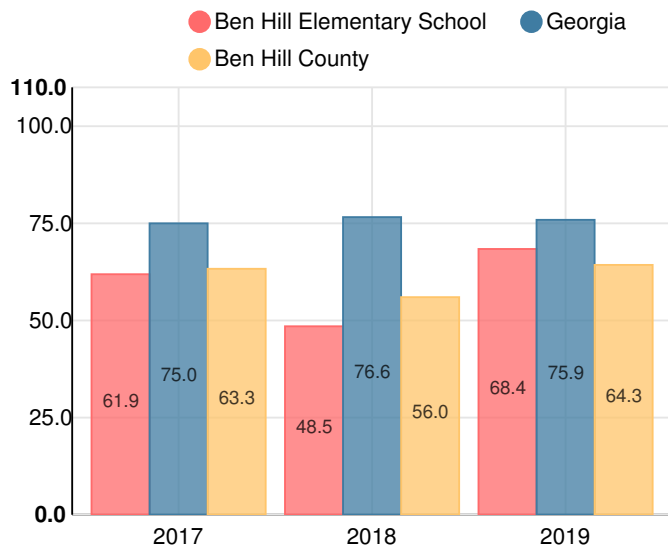
## School Wide

**D68.4**

Year	Ben Hill Elementary School
2019	D
2018	F
2017	D
2016	D
2015	D

Grade conversion	
A	90 - 100
B	80 - 89.9
C	70 - 79.9
D	60 - 69.9
F	0 - 59.9

## CCRPI Single Score



Student Mobility Rate

14.3%

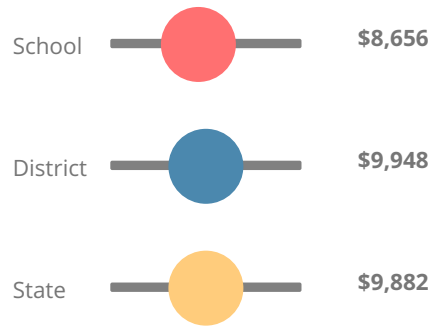
School Climate Star Rating



Financial Efficiency Star Rating

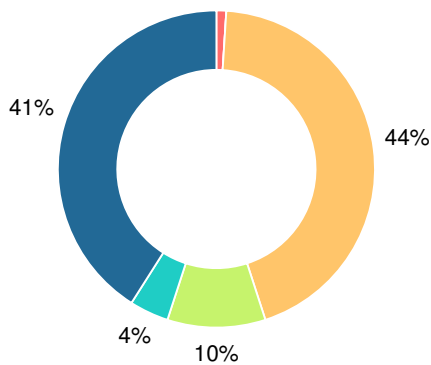


Per Pupil Expenditures



Race/Ethnicity

- Asian/Pacific Islander
- American Indian/Alaskan
- Black
- Hispanic
- Multi-racial
- White



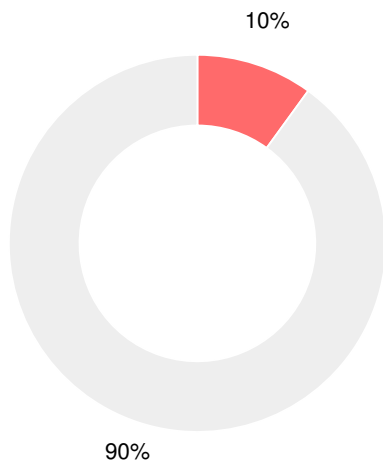
Economically Disadvantaged (ED)

- ED
- Not ED



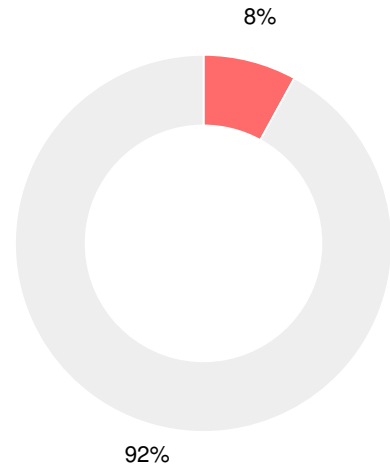
Students with Disability (SWD)

- SWD
- Not SWD



English Language Learners (ELL)

- ELL
- Not ELL



# Elementary

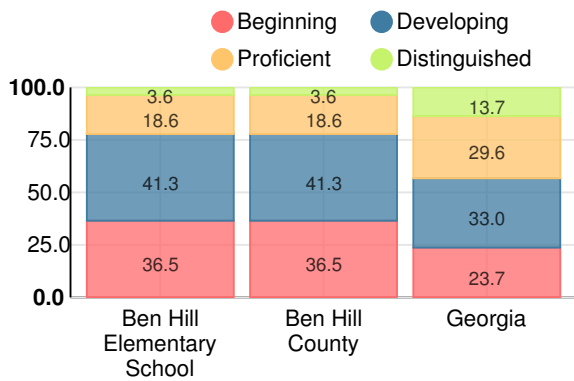
## CCRPI Score

### Ben Hill Elementary School

Indicator	2019
Content Mastery	48.4
Progress	76.0
Closing Gaps	81.7
Readiness	75.0
<b>CCRPI Score</b>	<b>68.4</b>

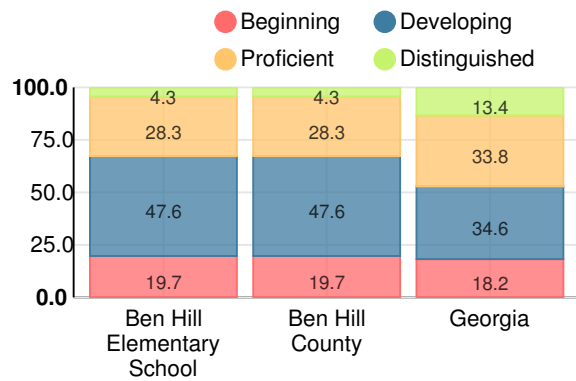
### English

Percent of students scoring in each performance level on 2019 Georgia Milestones for elementary grades



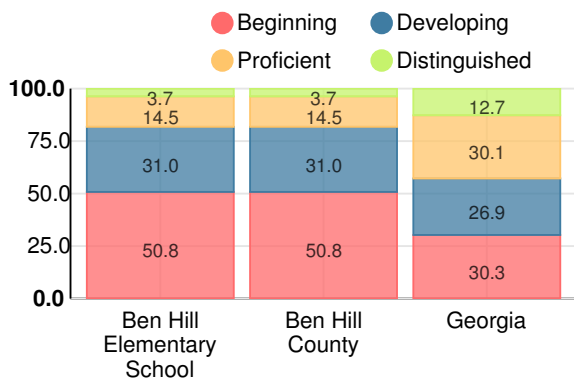
### Mathematics

Percent of students scoring in each performance level on 2019 Georgia Milestones for elementary grades



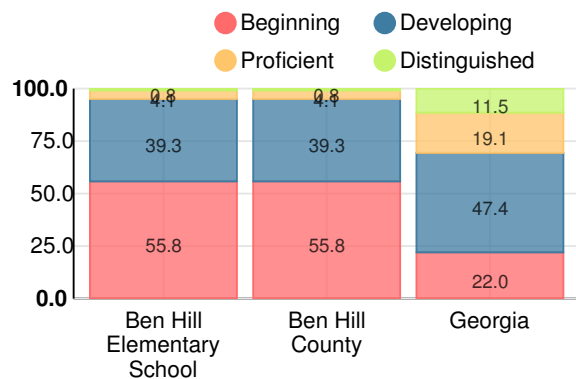
### Science

Percent of students scoring in each performance level on 2019 Georgia Milestones for elementary grades



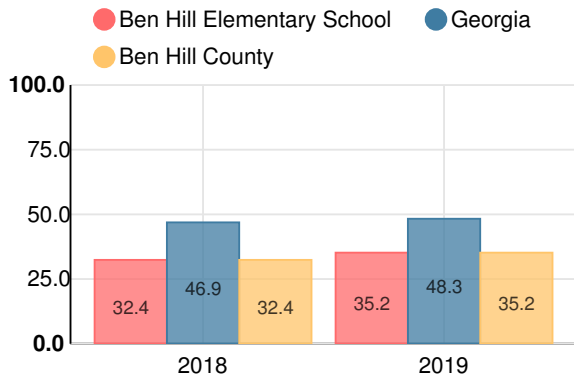
### Social Studies

Percent of students scoring in each performance level on 2019 Georgia Milestones for elementary grades



**Reading at or above the Grade Level Target  
(3rd Grade)**

Percent of students in grade 3 achieving Lexile measure equal to or greater than 670



**Reading at or above the Grade Level Target  
(5th Grade)**

Percent of students in grade 5 achieving Lexile measure equal to or greater than 920

