



Academy For Classical Education

 5665 New Forsyth Rd, Macon, GA 31210

 (478) 238-5757

 Grades: K-12

 Enrollment: 1708 students

Note: For information on educator qualifications and other federal reporting requirements, [click here](#).

Discipline data are available in the [K-12 Student Discipline Dashboard](#).

Performance Snapshot

- Academy For Classical Education's **overall performance is higher than 94% of schools in the state** and is higher than its district.
- Its elementary students' **academic growth is higher than 44% of elementary schools in the state** and lower than its district.
- Its middle school students' **academic growth is higher than 59% of middle schools in the state** and higher than its district.
- Its high school students' **academic growth is higher than 97% of high schools in the state** and higher than its district.
- **79.2% of its 3rd grade students are reading at or above the grade level target.**
- **92.5% of its 8th grade students are reading at or above the grade level target.**
- **Its four-year graduation rate is 100.0%, which is higher than 99% of high schools in the state** and higher than its district.

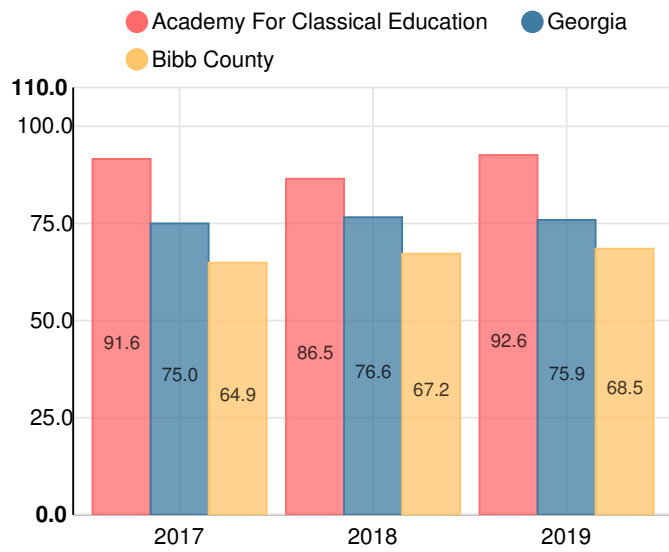
School Wide

A92.6

| Year | Academy For Classical Education |
|------|---------------------------------|
| 2019 | A |
| 2018 | B |
| 2017 | A |
| 2016 | B |
| 2015 | C |

| Grade conversion | |
|------------------|-----------|
| A | 90 - 100 |
| B | 80 - 89.9 |
| C | 70 - 79.9 |
| D | 60 - 69.9 |
| F | 0 - 59.9 |

CCRPI Single Score



Student Mobility Rate

3.2%

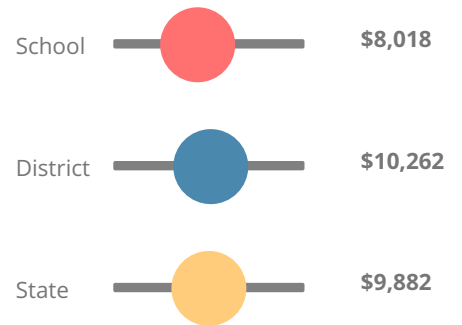
School Climate Star Rating



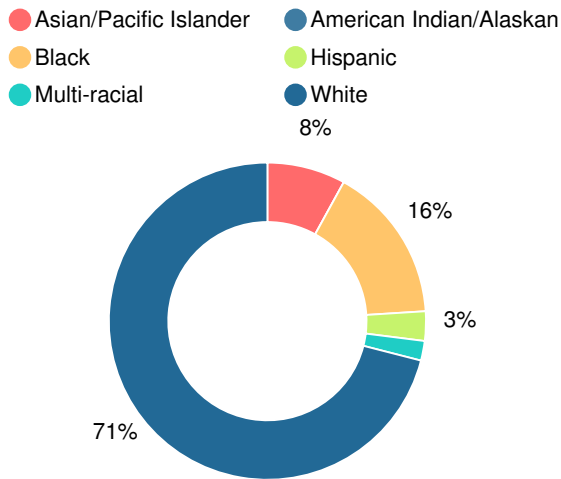
Financial Efficiency Star Rating



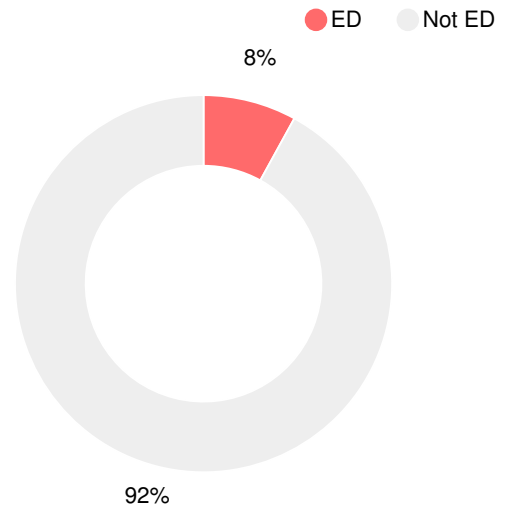
Per Pupil Expenditures



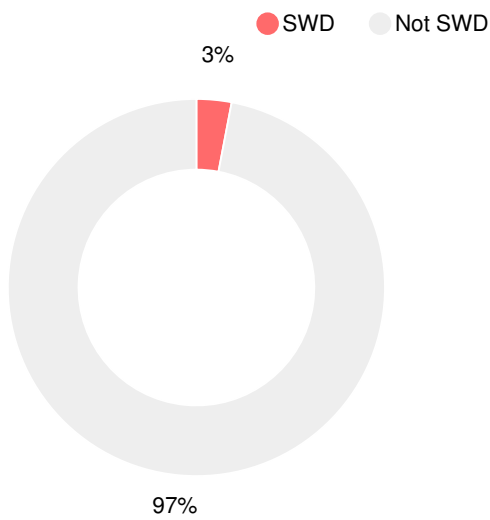
Race/Ethnicity



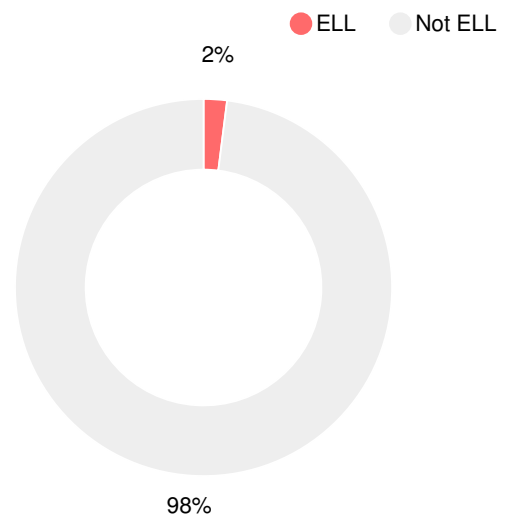
Economically Disadvantaged (ED)



Students with Disability (SWD)



English Language Learners (ELL)



Elementary

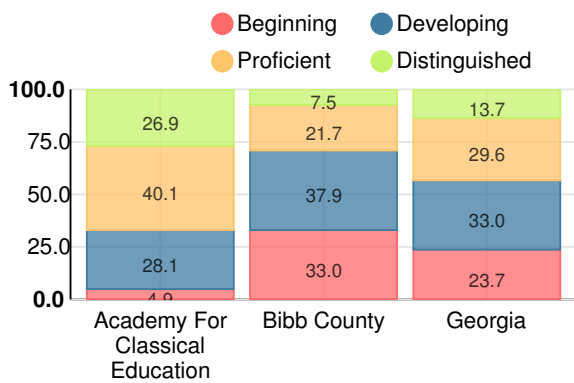
CCRPI Score

Academy For Classical Education

| Indicator | 2019 |
|--------------------|-------------|
| Content Mastery | 97.8 |
| Progress | 81.5 |
| Closing Gaps | 100.0 |
| Readiness | 91.1 |
| CCRPI Score | 91.1 |

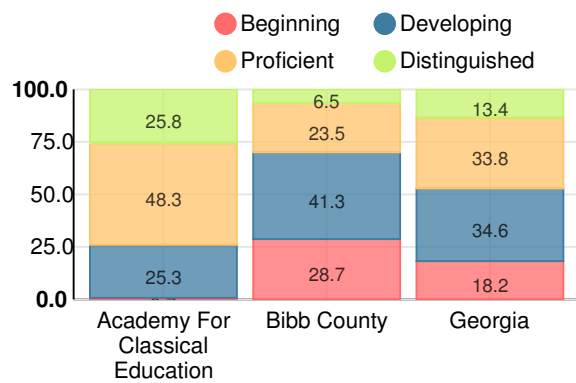
English

Percent of students scoring in each performance level on 2019
Georgia Milestones for elementary grades



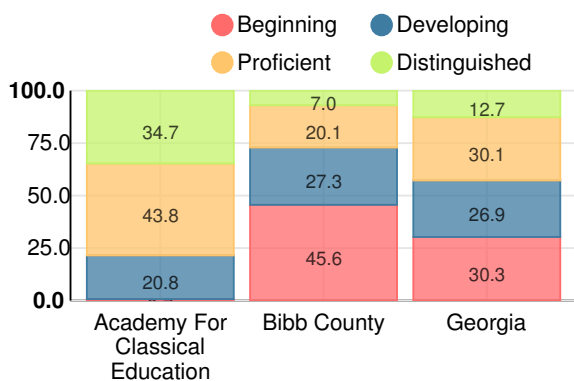
Mathematics

Percent of students scoring in each performance level on 2019
Georgia Milestones for elementary grades



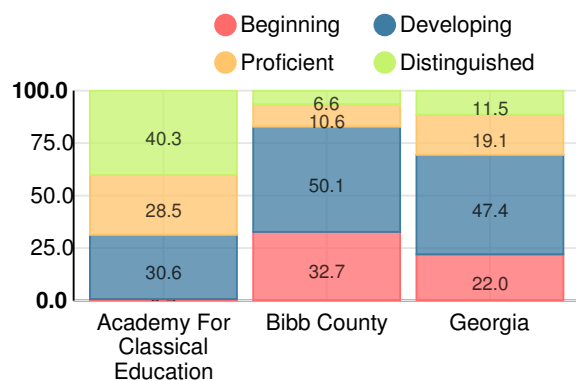
Science

Percent of students scoring in each performance level on 2019
Georgia Milestones for elementary grades



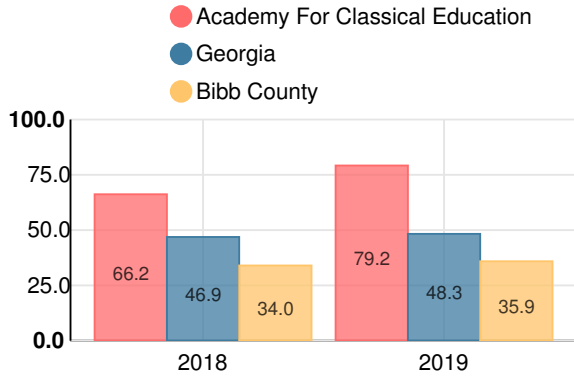
Social Studies

Percent of students scoring in each performance level on 2019
Georgia Milestones for elementary grades



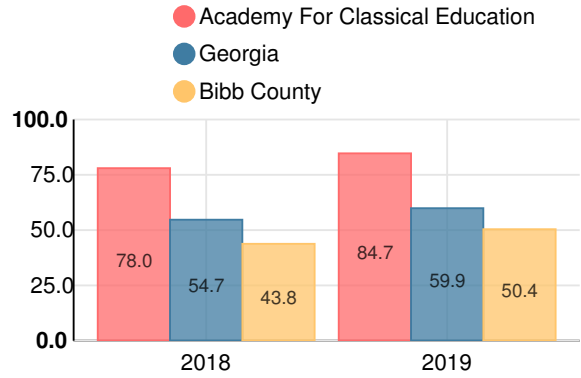
**Reading at or above the Grade Level Target
(3rd Grade)**

Percent of students in grade 3 achieving Lexile measure equal to or greater than 670



**Reading at or above the Grade Level Target
(5th Grade)**

Percent of students in grade 5 achieving Lexile measure equal to or greater than 920



Middle School

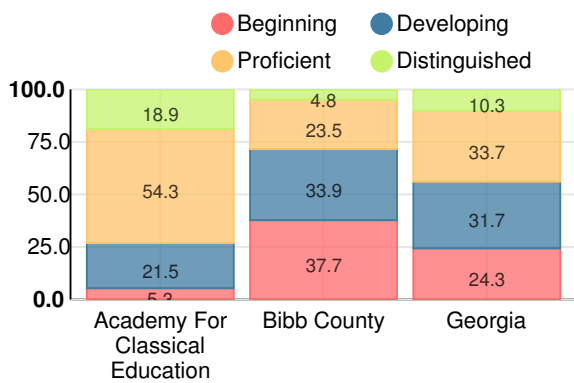
CCRPI Score

Academy For Classical Education

| Indicator | 2019 |
|--------------------|-------------|
| Content Mastery | 91.8 |
| Progress | 84.2 |
| Closing Gaps | 100.0 |
| Readiness | 93.5 |
| CCRPI Score | 90.7 |

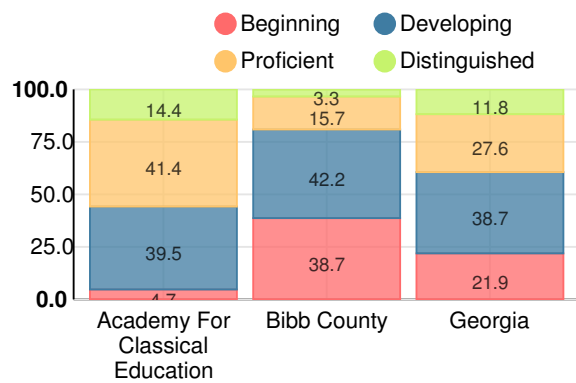
English

Percent of students scoring in each performance level on 2019
Georgia Milestones for middle school grades



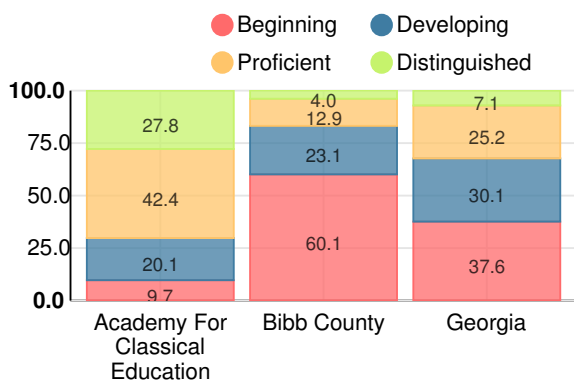
Mathematics

Percent of students scoring in each performance level on 2019
Georgia Milestones for middle school grades



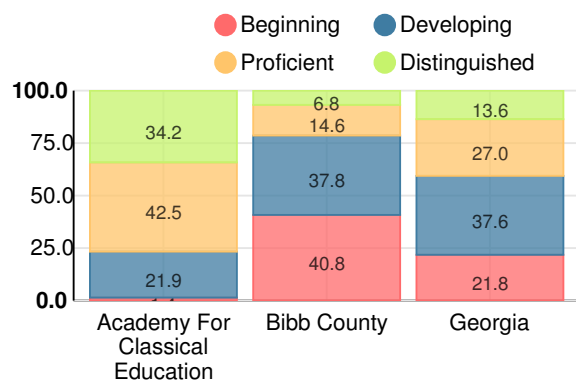
Science

Percent of students scoring in each performance level on 2019
Georgia Milestones for middle school grades



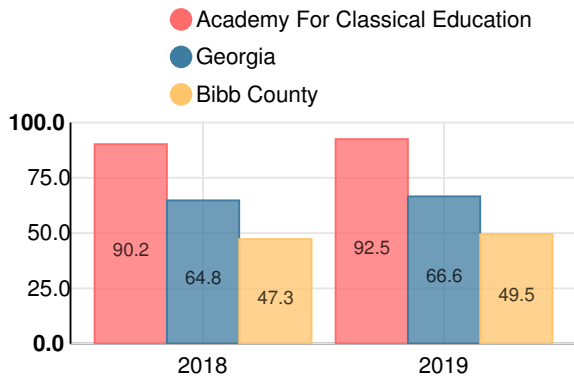
Social Studies

Percent of students scoring in each performance level on 2019
Georgia Milestones for middle school grades



Reading at or above the Grade Level Target (8th Grade)

Percent of students in grade 8 achieving Lexile measure greater than 1097



High School

CCRPI Score

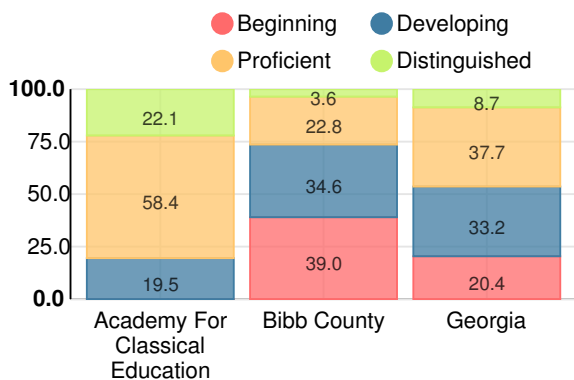
Academy For Classical Education

| Indicator | 2019 |
|--------------------|-------------|
| Content Mastery | 98.2 |
| Progress | 97.7 |
| Closing Gaps | 100.0 |
| Readiness | 97.3 |
| Graduation Rate | NaN |
| CCRPI Score | 98.1 |

American Literature & Composition

Percent of students scoring in each performance level on 2019

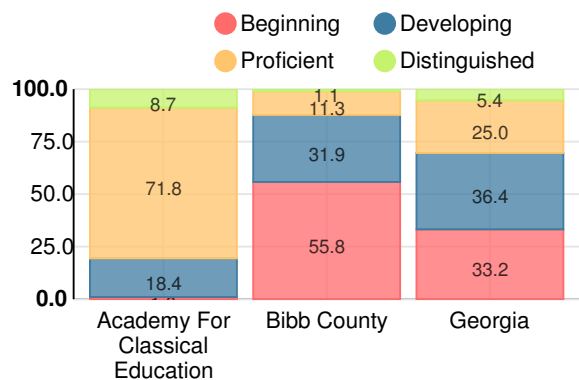
Georgia Milestones



Coordinate Algebra/Algebra I

Percent of students scoring in each performance level on 2019

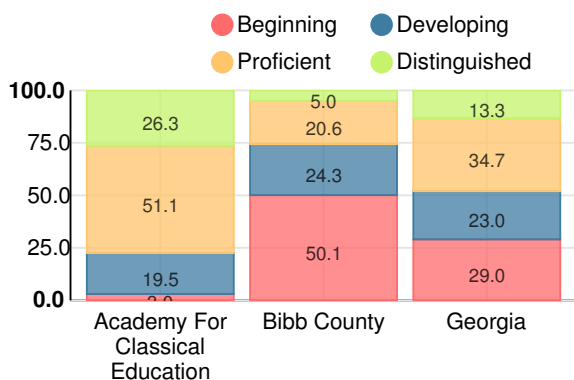
Georgia Milestones



Biology

Percent of students scoring in each performance level on 2019

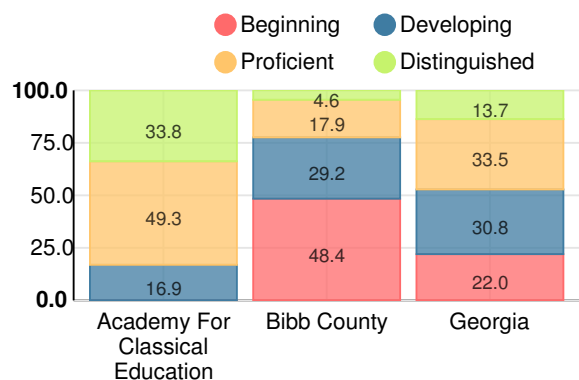
Georgia Milestones



US History

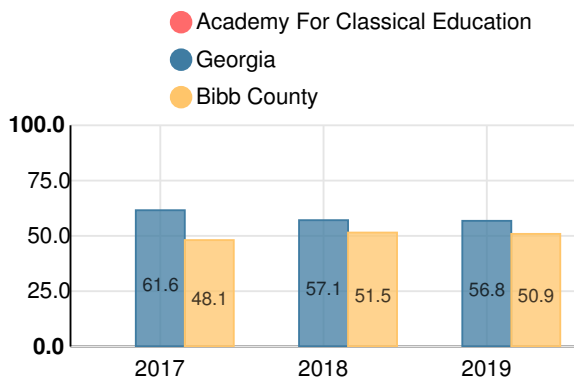
Percent of students scoring in each performance level on 2019

Georgia Milestones



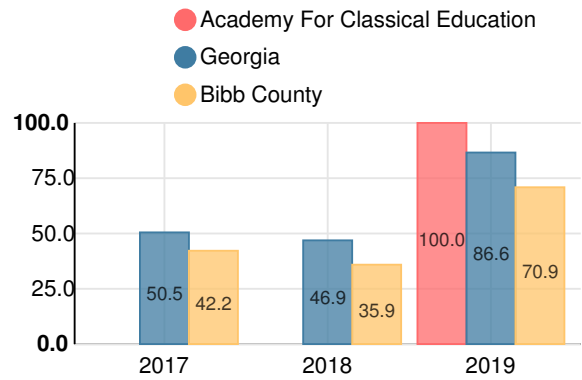
College & Career Readiness

Percent of 12th grade students who are college and career ready

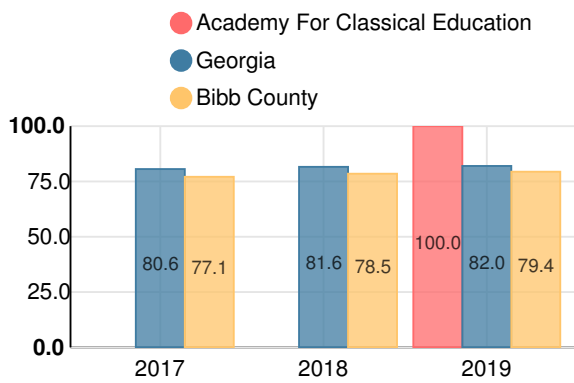


Accelerated Course Taking

Percent of high school graduates earning high school credit for accelerated enrollment



Four-Year Graduation Rate



College Enrollment Rate

