



# William James Middle School

 18809 Highway 80 West, Statesboro, GA 30458

 912-212-8820

 Grades: 6-8

 Enrollment: 651 students

Note: For information on educator qualifications and other federal reporting requirements, [click here](#).

Discipline data are available in the [K-12 Student Discipline Dashboard](#).

## Performance Snapshot

- William James Middle School's **overall performance is higher than 47% of schools in the state** and is similar to its district.
- Its students' **academic growth is higher than 47% of schools in the state** and higher than its district.
- **71.4% of its 8th grade students are reading at or above the grade level target.**
- William James Middle School is **Beating the Odds**, meaning that it performs better than similar schools.

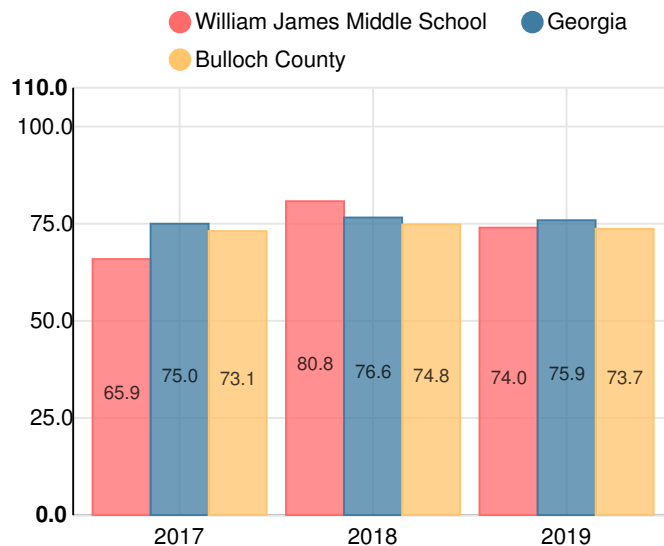
## School Wide

**C74**

Year	William James Middle School
2019	C
2018	B
2017	D
2016	D
2015	D

Grade conversion	
A	90 - 100
B	80 - 89.9
C	70 - 79.9
D	60 - 69.9
F	0 - 59.9

## CCRPI Single Score



Student Mobility Rate

22.0%

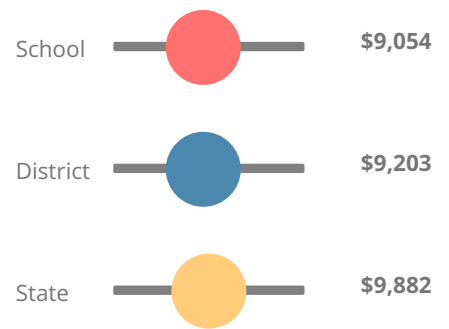
School Climate Star Rating



Financial Efficiency Star Rating

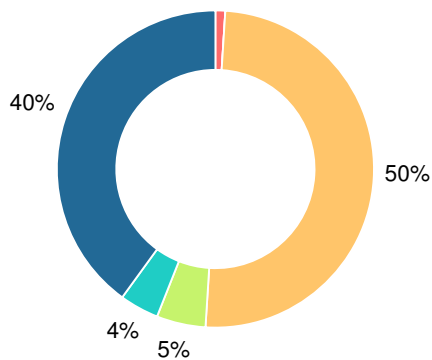


Per Pupil Expenditures



Race/Ethnicity

- Asian/Pacific Islander
- American Indian/Alaskan
- Black
- Hispanic
- Multi-racial
- White



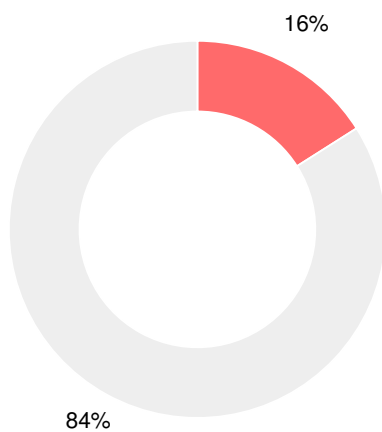
Economically Disadvantaged (ED)

- ED
- Not ED



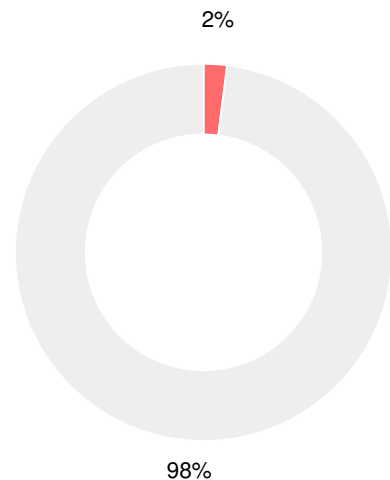
Students with Disability (SWD)

- SWD
- Not SWD



English Language Learners (ELL)

- ELL
- Not ELL



# Middle School

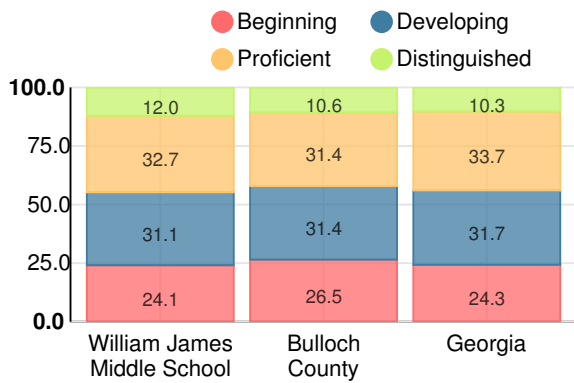
## CCRPI Score

### William James Middle School

Indicator	2019
Content Mastery	66.6
Progress	80.7
Closing Gaps	62.5
Readiness	81.8
<b>CCRPI Score</b>	<b>74.0</b>

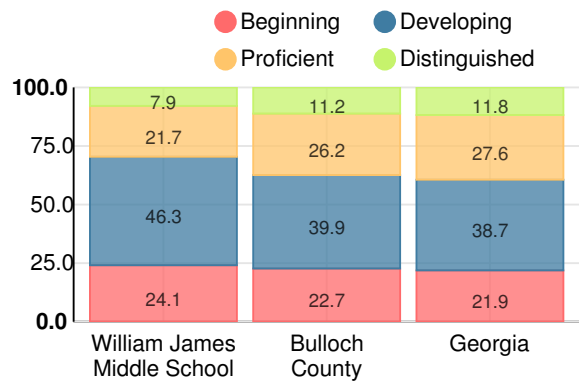
### English

Percent of students scoring in each performance level on 2019 Georgia Milestones for middle school grades



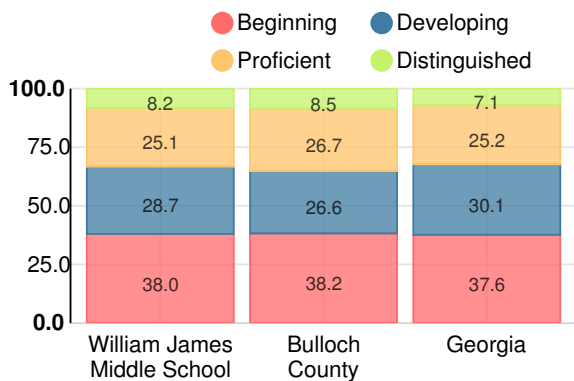
### Mathematics

Percent of students scoring in each performance level on 2019 Georgia Milestones for middle school grades



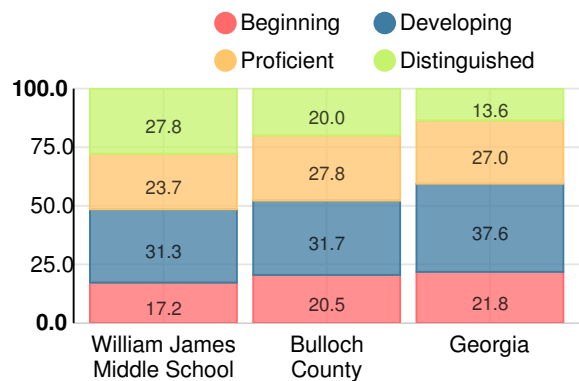
### Science

Percent of students scoring in each performance level on 2019 Georgia Milestones for middle school grades



### Social Studies

Percent of students scoring in each performance level on 2019 Georgia Milestones for middle school grades



### Reading at or above the Grade Level Target (8th Grade)

Percent of students in grade 8 achieving Lexile measure greater than 1097

