

# Early Learning Center at Henderson E. Formey, Jr.School

 400 East Broad Street, Savannah, GA 31401

 (912) 395-5500

 Grades: K-8

 Enrollment: 518 students

Note: For information on educator qualifications and other federal reporting requirements, [click here](#). Discipline data are available in the [K-12 Student Discipline Dashboard](#).

## Performance Snapshot

- East Broad Street School's **overall performance is higher than 2% of schools in the state** and is lower than its district.
- Its elementary students' **academic growth is higher than 3% of elementary schools in the state** and lower than its district.
- Its middle school students' **academic growth is higher than 11% of middle schools in the state** and lower than its district.
- **7.0% of its 3rd grade students are reading at or above the grade level target.**
- **36.4% of its 8th grade students are reading at or above the grade level target.**

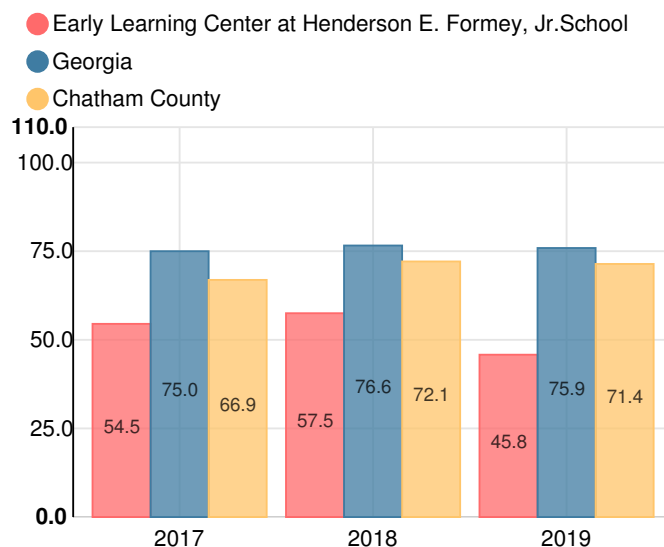
## School Wide

**F45.8**

Year	Early Learning Center at Henderson E. Formey, Jr.School
2019	F
2018	F
2017	F
2016	F
2015	F

Grade conversion	
A	90 - 100
B	80 - 89.9
C	70 - 79.9
D	60 - 69.9
F	0 - 59.9

## CCRPI Single Score



Student Mobility Rate

26.6%

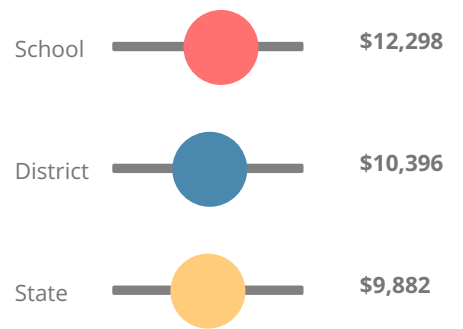
School Climate Star Rating



Financial Efficiency Star Rating

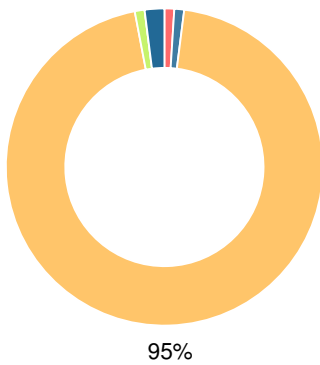


Per Pupil Expenditures



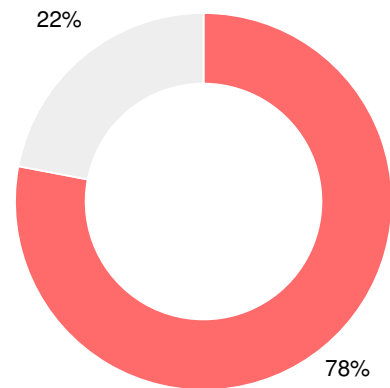
Race/Ethnicity

- Asian/Pacific Islander
- American Indian/Alaskan
- Black
- Hispanic
- Multi-racial
- 2%
- White



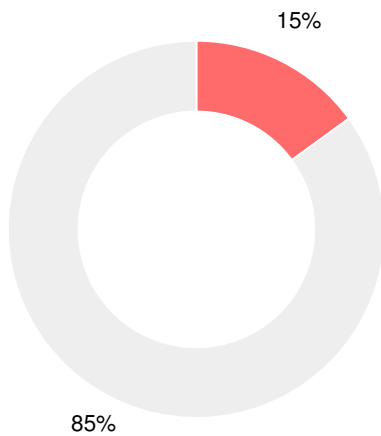
Economically Disadvantaged (ED)

- ED
- Not ED



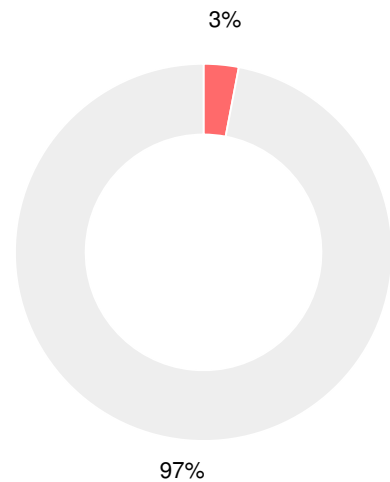
Students with Disability (SWD)

- SWD
- Not SWD



English Language Learners (ELL)

- ELL
- Not ELL



# Elementary

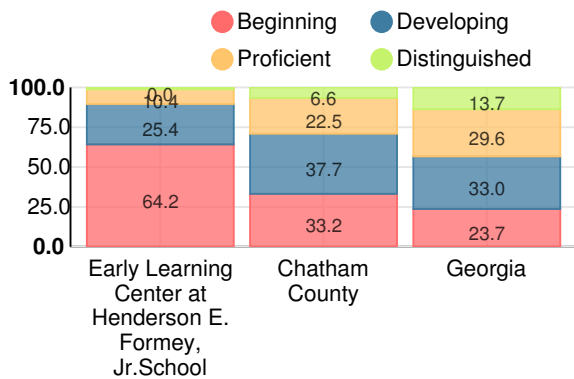
## CCRPI Score

### Early Learning Center at Henderson E. Formey, Jr.School

Indicator	2019
Content Mastery	24.1
Progress	60.0
Closing Gaps	35.7
Readiness	66.4
<b>CCRPI Score</b>	<b>46.9</b>

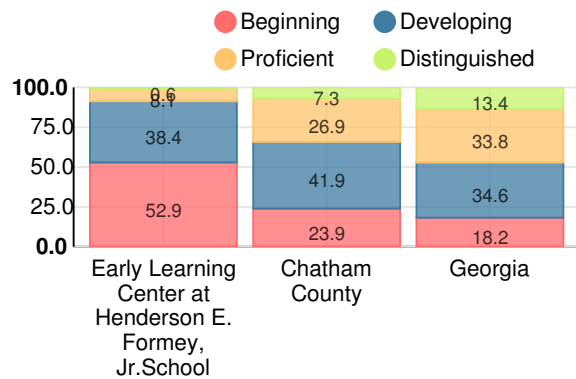
## English

Percent of students scoring in each performance level on 2019 Georgia Milestones for elementary grades



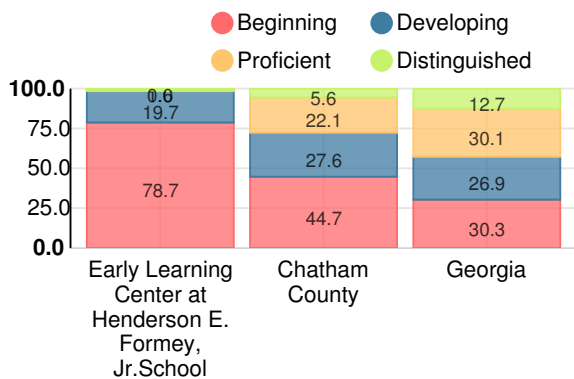
## Mathematics

Percent of students scoring in each performance level on 2019 Georgia Milestones for elementary grades



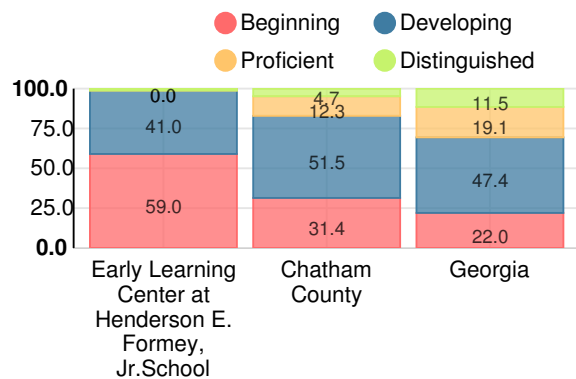
## Science

Percent of students scoring in each performance level on 2019 Georgia Milestones for elementary grades



## Social Studies

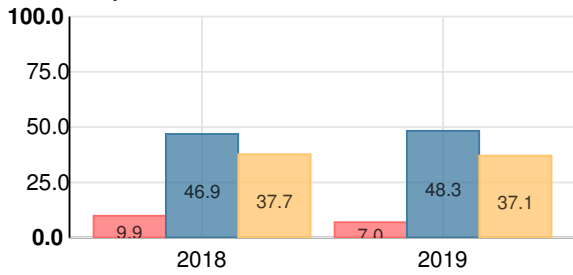
Percent of students scoring in each performance level on 2019 Georgia Milestones for elementary grades



**Reading at or above the Grade Level Target  
(3rd Grade)**

Percent of students in grade 3 achieving Lexile measure equal to or greater than 670

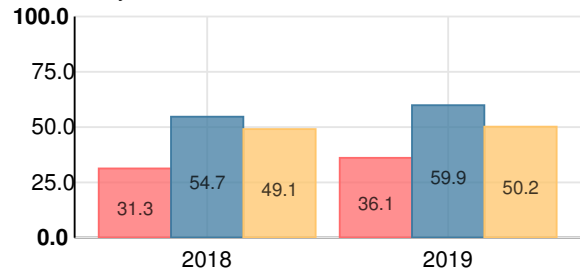
Early Learning Center at Henderson E. Formey, Jr.School  
Georgia  
Chatham County



**Reading at or above the Grade Level Target  
(5th Grade)**

Percent of students in grade 5 achieving Lexile measure equal to or greater than 920

Early Learning Center at Henderson E. Formey, Jr.School  
Georgia  
Chatham County



# Middle School

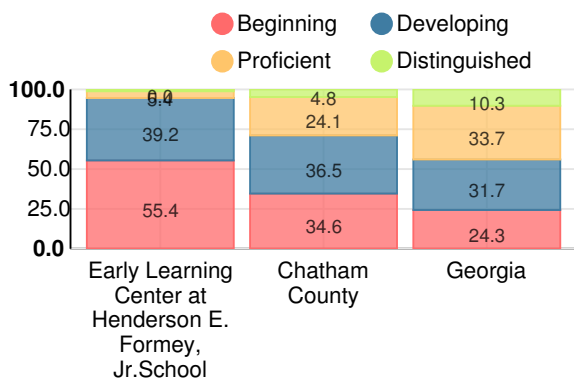
## CCRPI Score

### Early Learning Center at Henderson E. Formey, Jr.School

Indicator	2019
Content Mastery	18.8
Progress	69.3
Closing Gaps	0.0
Readiness	64.4
<b>CCRPI Score</b>	<b>42.8</b>

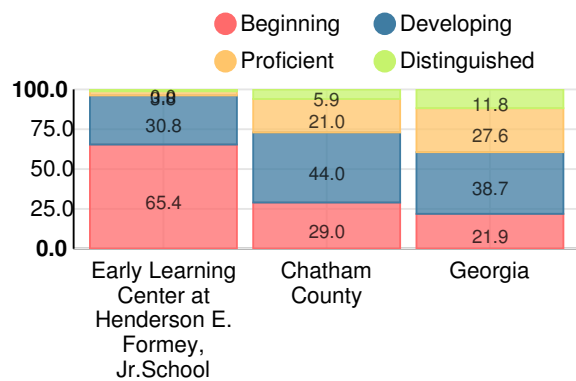
### English

Percent of students scoring in each performance level on 2019 Georgia Milestones for middle school grades



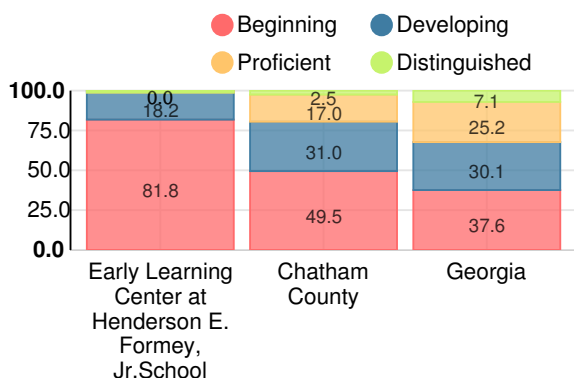
### Mathematics

Percent of students scoring in each performance level on 2019 Georgia Milestones for middle school grades



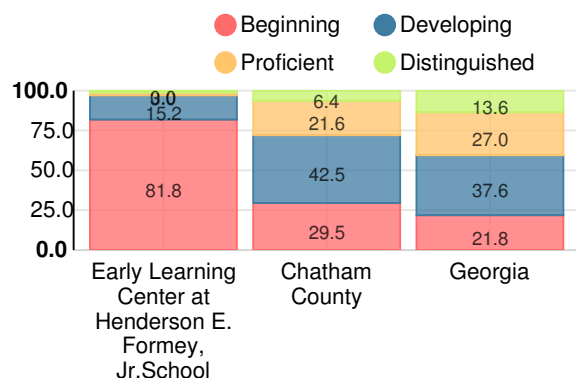
### Science

Percent of students scoring in each performance level on 2019 Georgia Milestones for middle school grades



### Social Studies

Percent of students scoring in each performance level on 2019 Georgia Milestones for middle school grades



### Reading at or above the Grade Level Target (8th Grade)

Percent of students in grade 8 achieving Lexile measure greater than 1097

Early Learning Center at Henderson E. Formey, Jr.School  
Georgia  
Fulton County

