




Ball Ground Elementary School STEM Academy

 321 Valley Street, Ball Ground, GA 30107

 770.721.5900

 Grades: K-5

 Enrollment: 525 students

Note: For information on educator qualifications and other federal reporting requirements, [click here](#).
 Discipline data are available in the [K-12 Student Discipline Dashboard](#).

Performance Snapshot

- Ball Ground Elementary School's **overall performance is higher than 16% of schools in the state** and is lower than its district.
- Its students' **academic growth is higher than 17% of schools in the state** and lower than its district.
- **43.0% of its 3rd grade students are reading at or above the grade level target.**

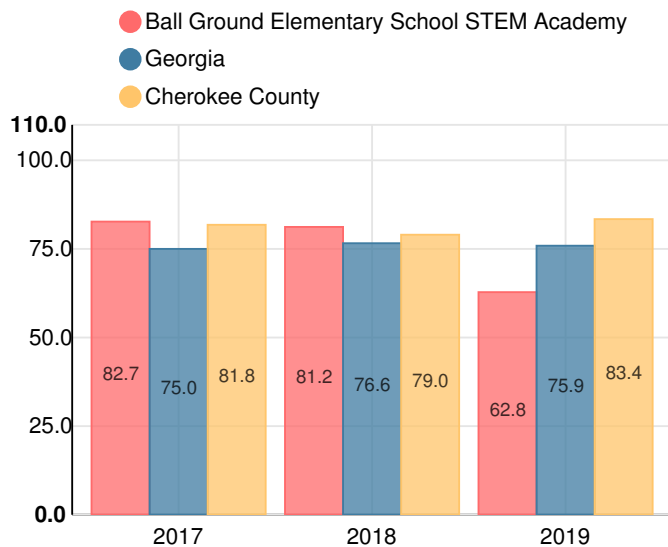
School Wide

D62.8

Year	Ball Ground Elementary School STEM Academy
2019	D
2018	B
2017	B
2016	C
2015	D

Grade conversion	
A	90 - 100
B	80 - 89.9
C	70 - 79.9
D	60 - 69.9
F	0 - 59.9

CCRPI Single Score



Student Mobility Rate

10.3%

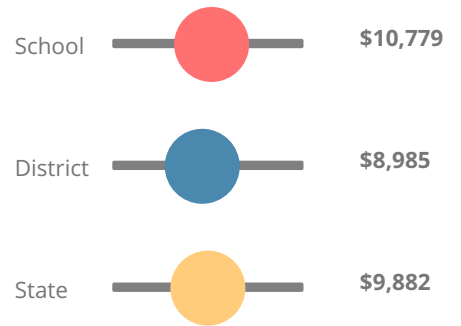
School Climate Star Rating



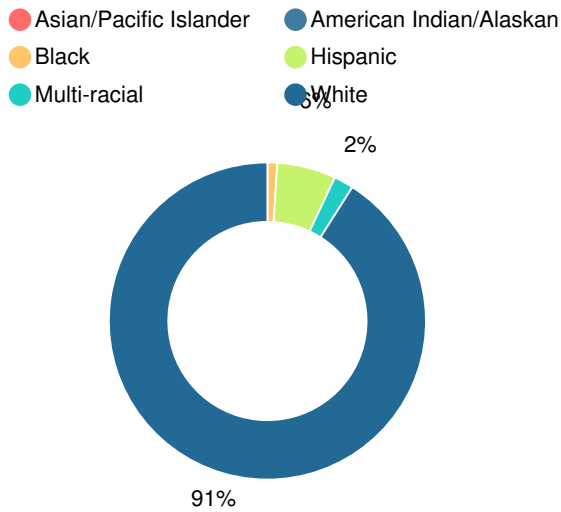
Financial Efficiency Star Rating



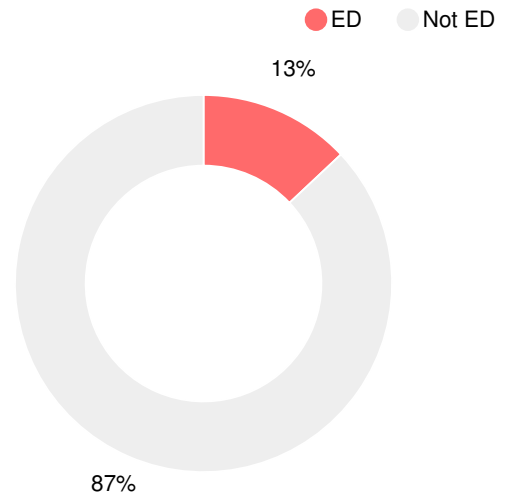
Per Pupil Expenditures



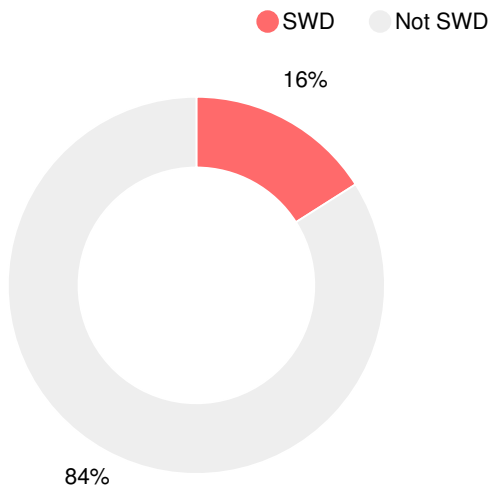
Race/Ethnicity



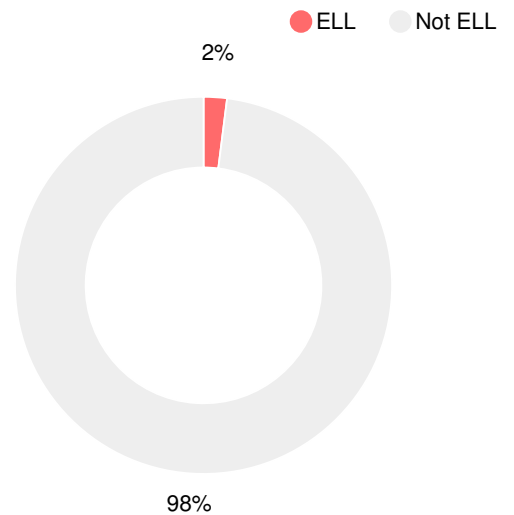
Economically Disadvantaged (ED)



Students with Disability (SWD)



English Language Learners (ELL)



Elementary

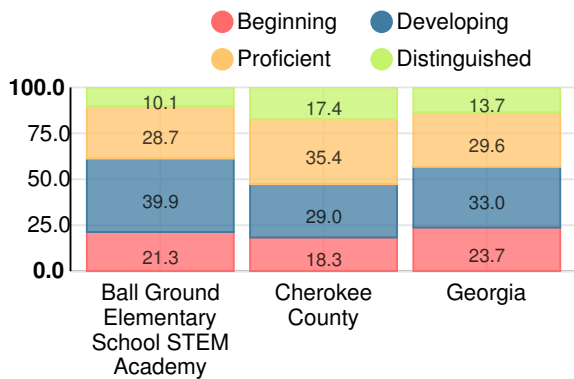
CCRPI Score

Ball Ground Elementary School STEM Academy

Indicator	2019
Content Mastery	63.6
Progress	72.4
Closing Gaps	15.6
Readiness	80.2
CCRPI Score	62.8

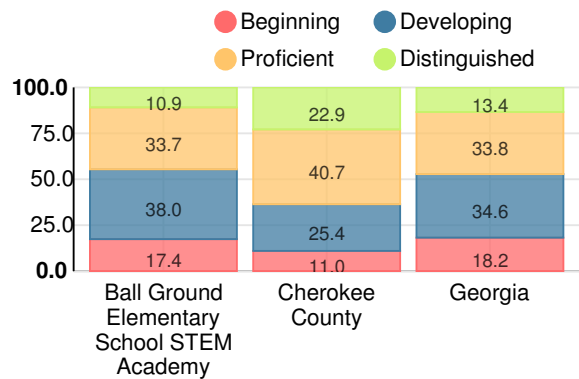
English

Percent of students scoring in each performance level on 2019 Georgia Milestones for elementary grades



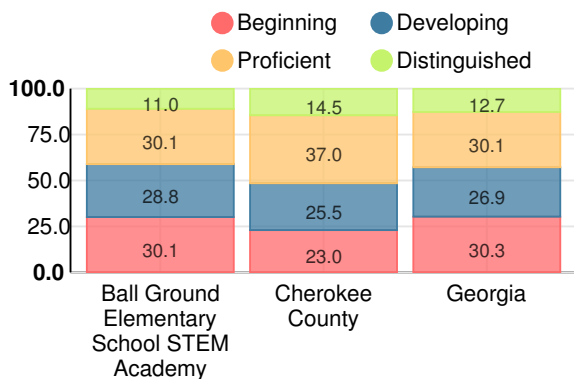
Mathematics

Percent of students scoring in each performance level on 2019 Georgia Milestones for elementary grades



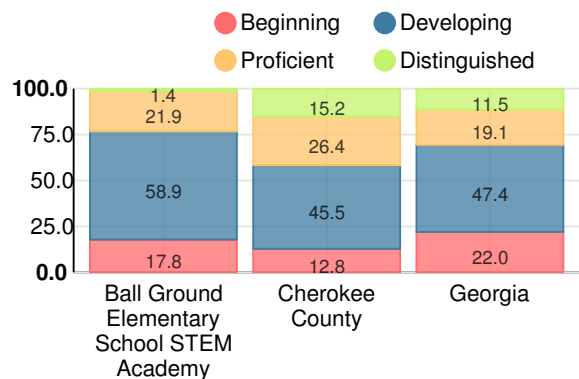
Science

Percent of students scoring in each performance level on 2019 Georgia Milestones for elementary grades



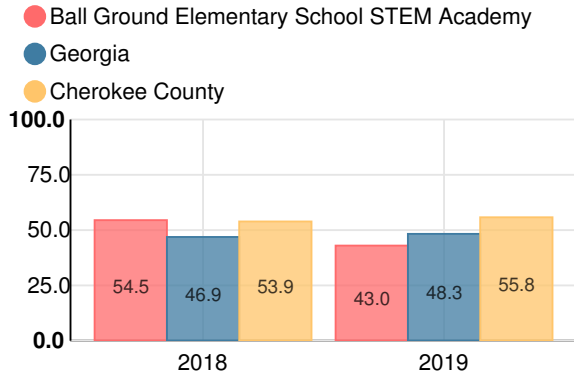
Social Studies

Percent of students scoring in each performance level on 2019 Georgia Milestones for elementary grades



**Reading at or above the Grade Level Target
(3rd Grade)**

Percent of students in grade 3 achieving Lexile measure equal to or greater than 670



**Reading at or above the Grade Level Target
(5th Grade)**

Percent of students in grade 5 achieving Lexile measure equal to or greater than 920

