



# Tritt Elementary School

 4435 Post Oak Tritt Road, Marietta, GA 30062

 770-642-5630

 Grades: K-5

 Enrollment: 884 students

 Highest Performing (Silver)

Note: For information on educator qualifications and other federal reporting requirements, [click here](#).

Discipline data are available in the [K-12 Student Discipline Dashboard](#).

## Performance Snapshot

- Tritt Elementary School's **overall performance is higher than 91% of schools in the state** and is higher than its district.
- Its students' **academic growth is higher than 48% of schools in the state** and lower than its district.
- **85.2% of its 3rd grade students are reading at or above the grade level target.**

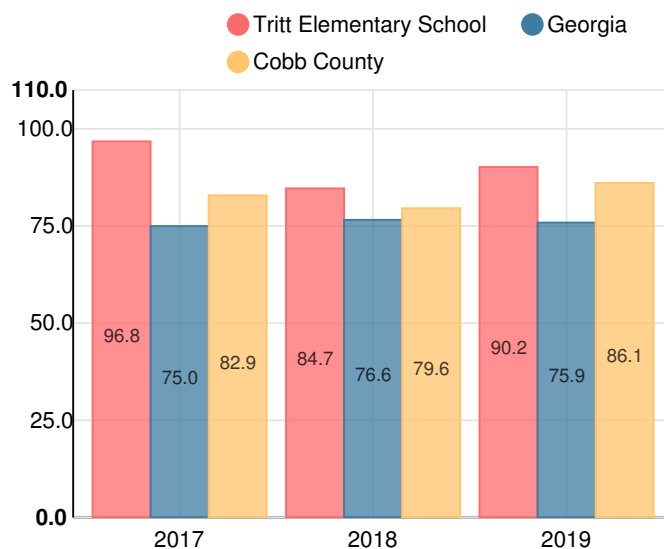
## School Wide

**A90.2**

Year	Tritt Elementary School
2019	A
2018	B
2017	A
2016	A
2015	B

Grade conversion	
A	90 - 100
B	80 - 89.9
C	70 - 79.9
D	60 - 69.9
F	0 - 59.9

## CCRPI Single Score



Student Mobility Rate

3.6%

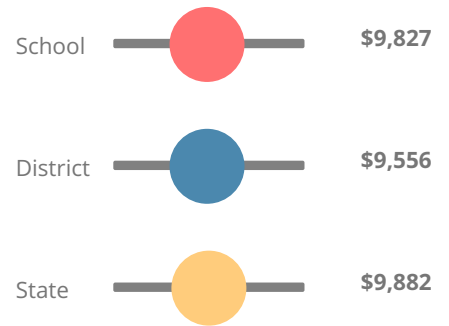
School Climate Star Rating



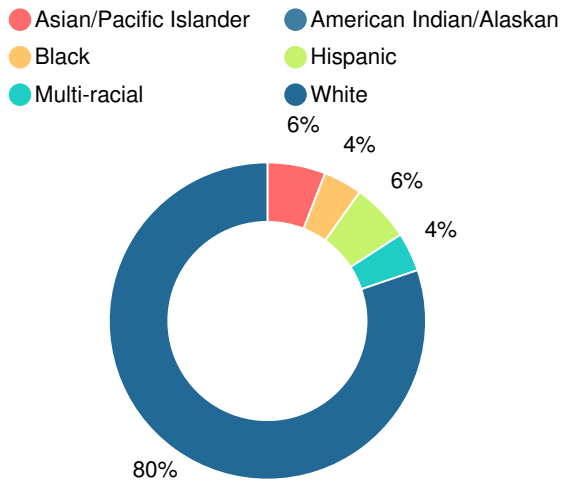
Financial Efficiency Star Rating



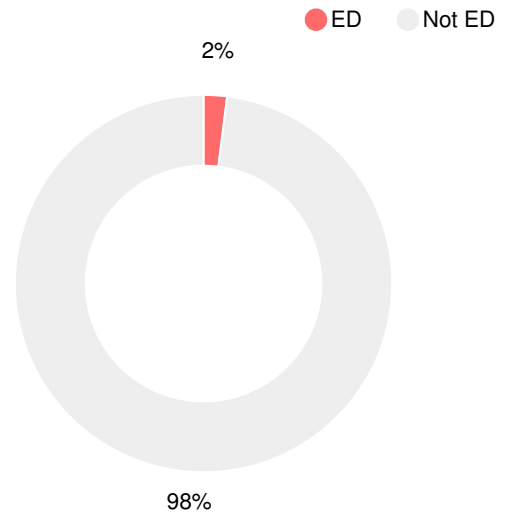
Per Pupil Expenditures



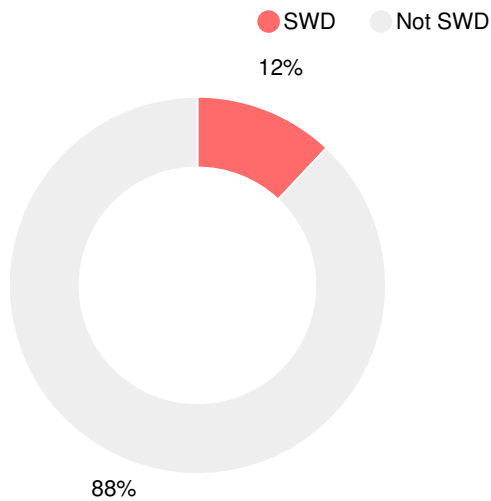
Race/Ethnicity



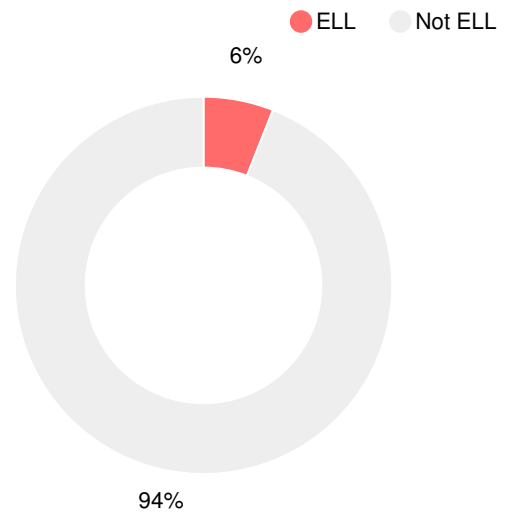
Economically Disadvantaged (ED)



Students with Disability (SWD)



English Language Learners (ELL)



# Elementary

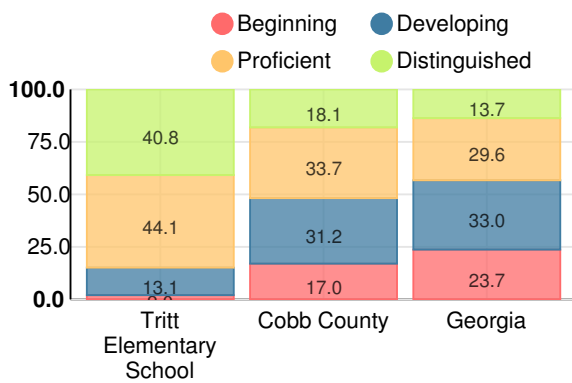
## CCRPI Score

### Tritt Elementary School

Indicator	2019
Content Mastery	98.1
Progress	82.5
Closing Gaps	86.1
Readiness	95.0
<b>CCRPI Score</b>	<b>90.2</b>

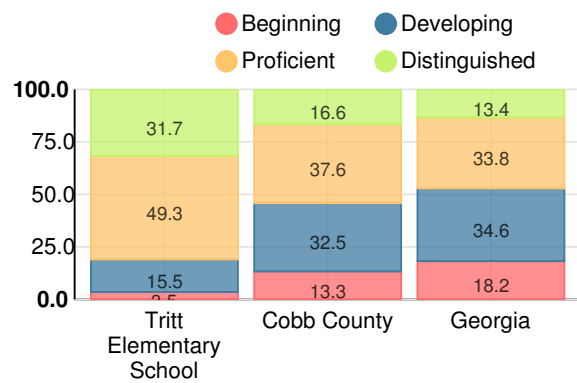
### English

Percent of students scoring in each performance level on 2019 Georgia Milestones for elementary grades



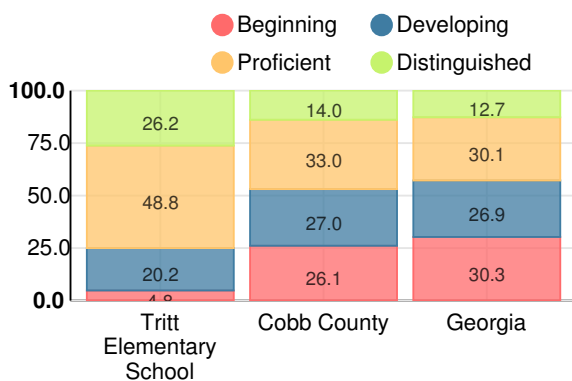
### Mathematics

Percent of students scoring in each performance level on 2019 Georgia Milestones for elementary grades



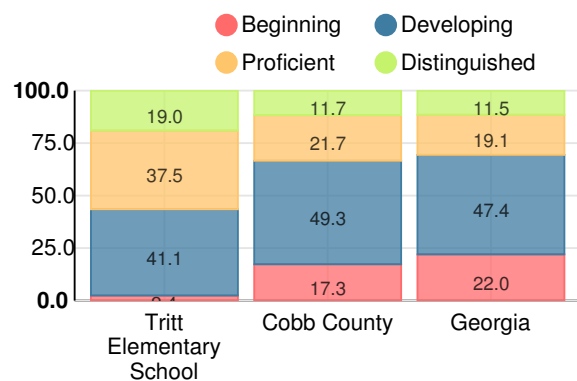
### Science

Percent of students scoring in each performance level on 2019 Georgia Milestones for elementary grades



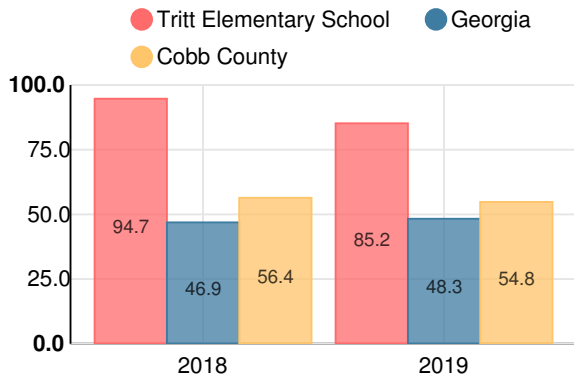
### Social Studies

Percent of students scoring in each performance level on 2019 Georgia Milestones for elementary grades



**Reading at or above the Grade Level Target  
(3rd Grade)**

Percent of students in grade 3 achieving Lexile measure equal to or greater than 670



**Reading at or above the Grade Level Target  
(5th Grade)**

Percent of students in grade 5 achieving Lexile measure equal to or greater than 920

