


# Lewiston Elementary School

 5426 Hereford Farm Road, Evans, GA 30809

 706-650-6064

 Grades: K-5

 Enrollment: 718 students

Note: For information on educator qualifications and other federal reporting requirements, [click here](#).  
 Discipline data are available in the [K-12 Student Discipline Dashboard](#).

## Performance Snapshot

- Lewiston Elementary School's **overall performance is higher than 89% of schools in the state** and is higher than its district.
- Its students' **academic growth is higher than 61% of schools in the state** and lower than its district.
- 76.5% of its 3rd grade students are reading at or above the grade level target.**

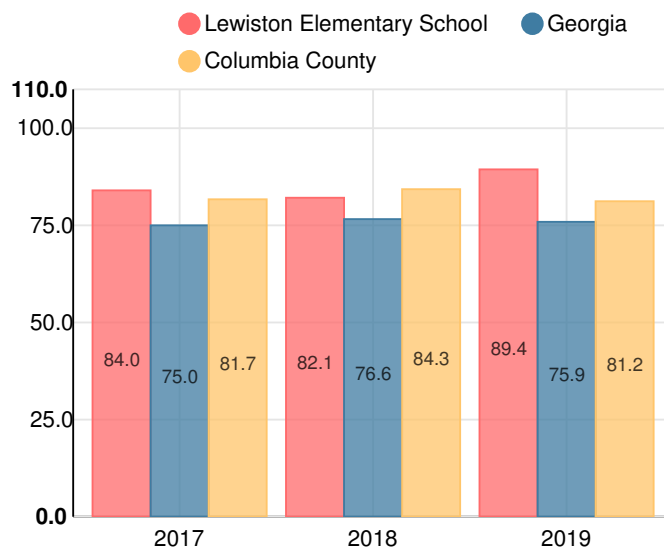
## School Wide

**B89.4**

Year	Lewiston Elementary School
2019	B
2018	B
2017	B
2016	B
2015	B

Grade conversion	
A	90 - 100
B	80 - 89.9
C	70 - 79.9
D	60 - 69.9
F	0 - 59.9

## CCRPI Single Score



Student Mobility Rate

12.2%

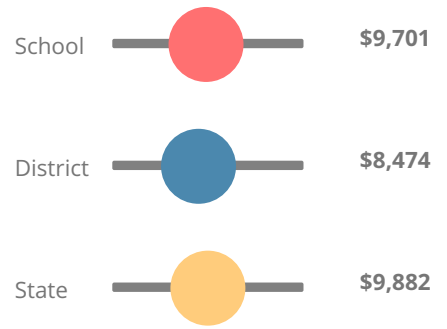
School Climate Star Rating



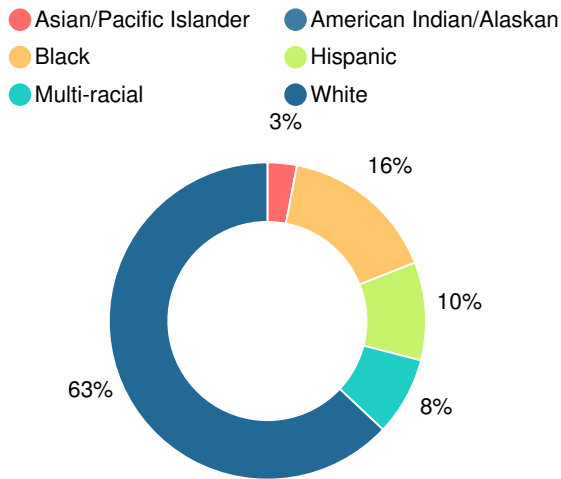
Financial Efficiency Star Rating



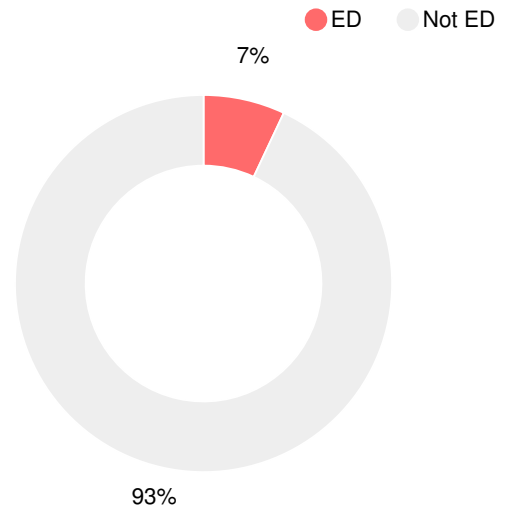
Per Pupil Expenditures



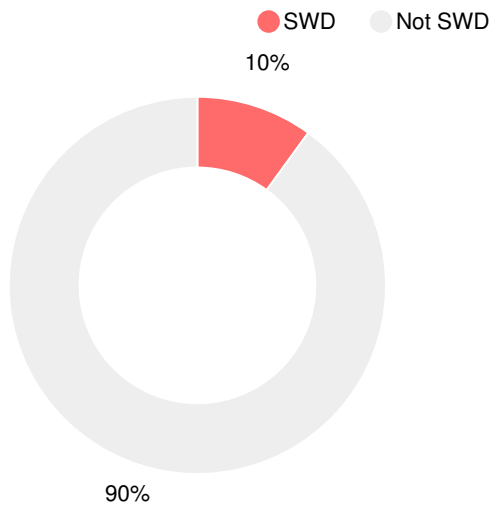
Race/Ethnicity



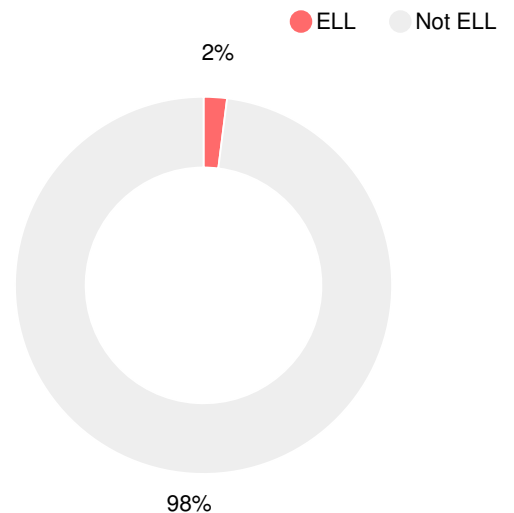
Economically Disadvantaged (ED)



Students with Disability (SWD)



English Language Learners (ELL)



# Elementary

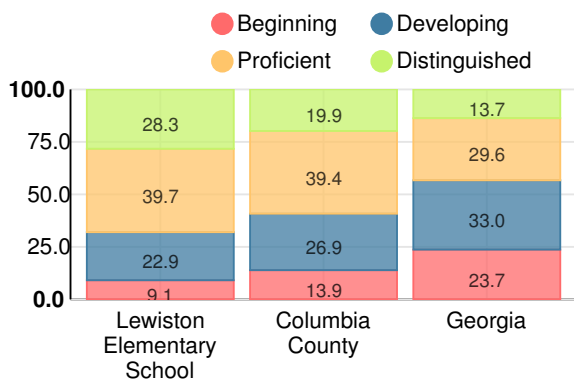
## CCRPI Score

### Lewiston Elementary School

Indicator	2019
Content Mastery	91.8
Progress	86.1
Closing Gaps	90.9
Readiness	90.5
<b>CCRPI Score</b>	<b>89.4</b>

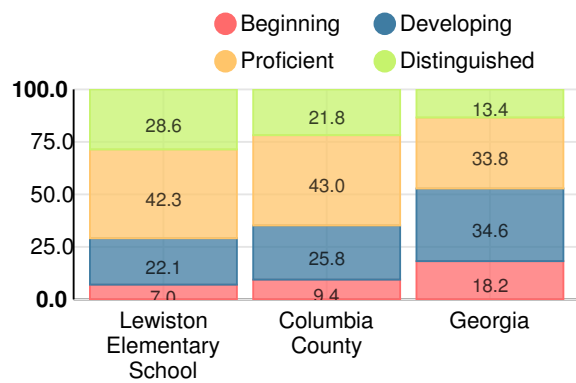
### English

Percent of students scoring in each performance level on 2019  
Georgia Milestones for elementary grades



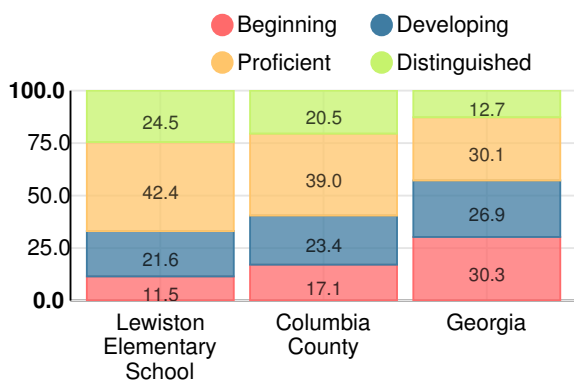
### Mathematics

Percent of students scoring in each performance level on 2019  
Georgia Milestones for elementary grades



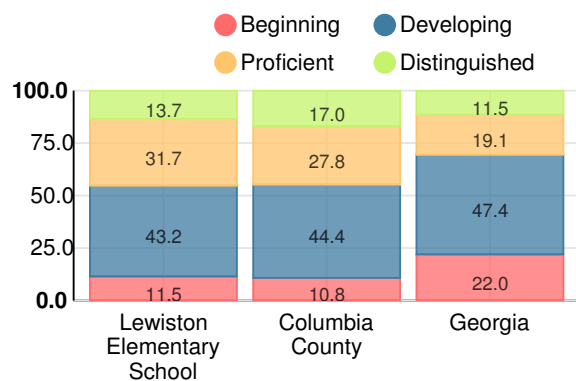
### Science

Percent of students scoring in each performance level on 2019  
Georgia Milestones for elementary grades



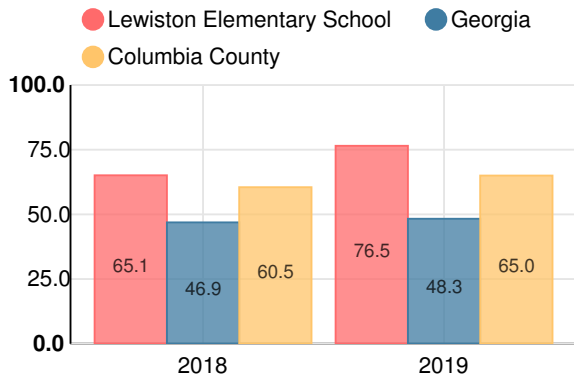
### Social Studies

Percent of students scoring in each performance level on 2019  
Georgia Milestones for elementary grades



**Reading at or above the Grade Level Target  
(3rd Grade)**

Percent of students in grade 3 achieving Lexile measure equal to or greater than 670



**Reading at or above the Grade Level Target  
(5th Grade)**

Percent of students in grade 5 achieving Lexile measure equal to or greater than 920

