






Stevens Creek Elementary School

-  3780 Evans-to-Locks Rd., Martinez, GA 30907
-  706-868-3705
-  Grades: K-5
-  Enrollment: 849 students
-  Greatest Gains (Bronze)/Highest Performing (Bronze)

Note: For information on educator qualifications and other federal reporting requirements, [click here](#).
 Discipline data are available in the [K-12 Student Discipline Dashboard](#).

Performance Snapshot

- Stevens Creek Elementary School's **overall performance is higher than 99% of schools in the state** and is higher than its district.
- Its students' **academic growth is higher than 96% of schools in the state** and higher than its district.
- **77.1% of its 3rd grade students are reading at or above the grade level target.**
- Stevens Creek Elementary School is **Beating the Odds**, meaning that it performs better than similar schools.

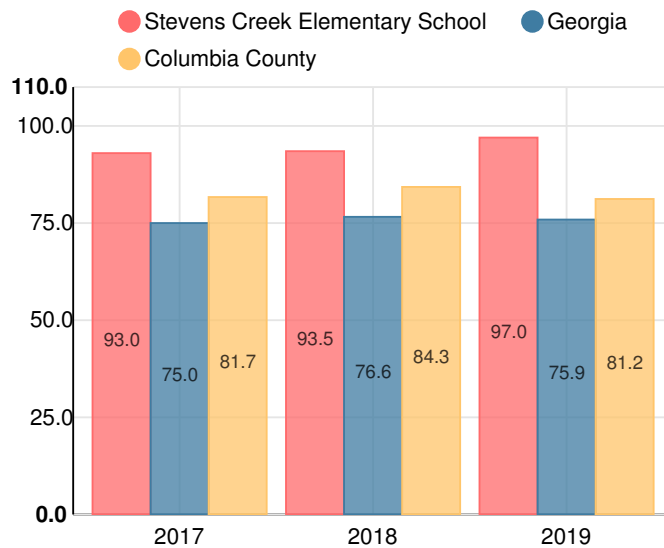
School Wide

A97

Year	Stevens Creek Elementary School
2019	A
2018	A
2017	A
2016	A
2015	A

Grade conversion	
A	90 - 100
B	80 - 89.9
C	70 - 79.9
D	60 - 69.9
F	0 - 59.9

CCRPI Single Score



Student Mobility Rate

9.3%

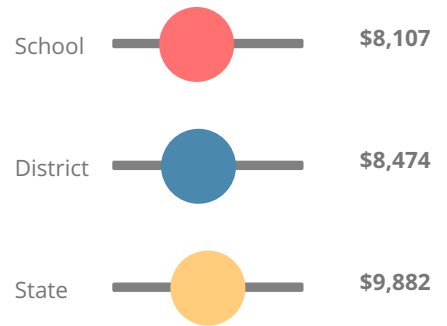
School Climate Star Rating



Financial Efficiency Star Rating

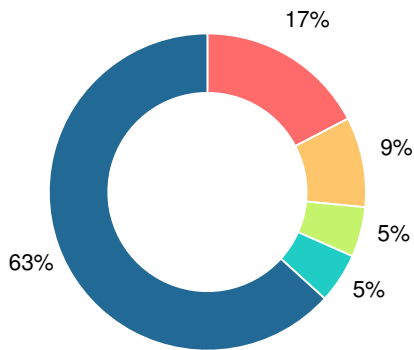


Per Pupil Expenditures

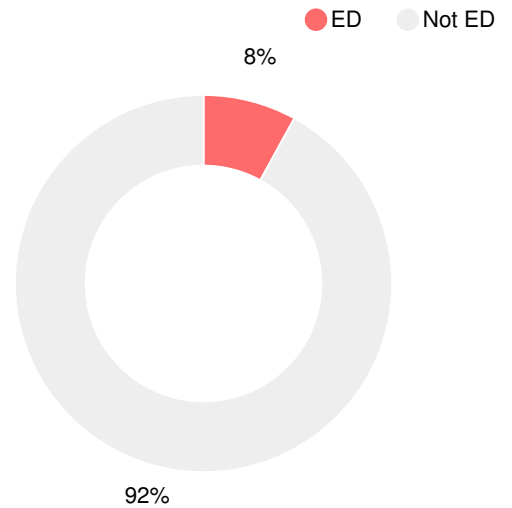


Race/Ethnicity

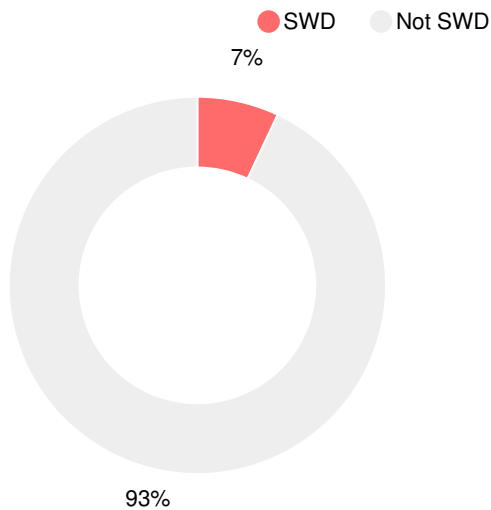
- Asian/Pacific Islander
- American Indian/Alaskan
- Black
- Hispanic
- Multi-racial
- White



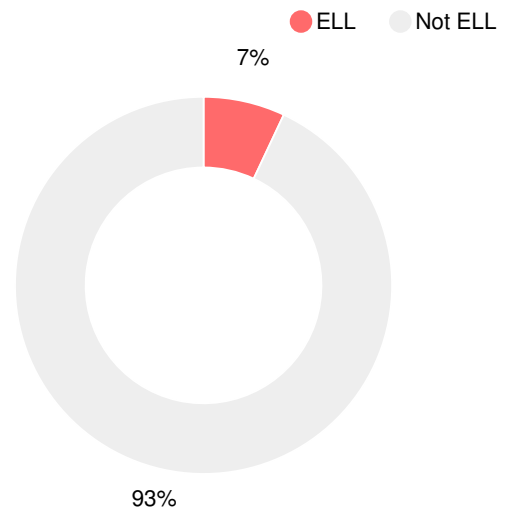
Economically Disadvantaged (ED)



Students with Disability (SWD)



English Language Learners (ELL)



Elementary

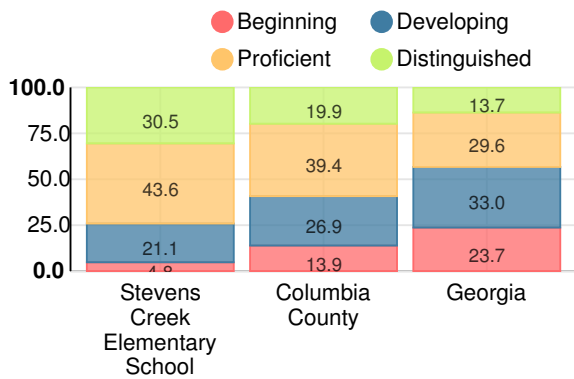
CCRPI Score

Stevens Creek Elementary School

Indicator	2019
Content Mastery	97.5
Progress	98.3
Closing Gaps	100.0
Readiness	91.9
CCRPI Score	97.0

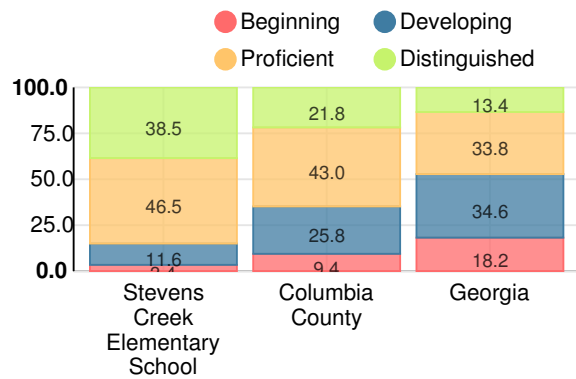
English

Percent of students scoring in each performance level on 2019
Georgia Milestones for elementary grades



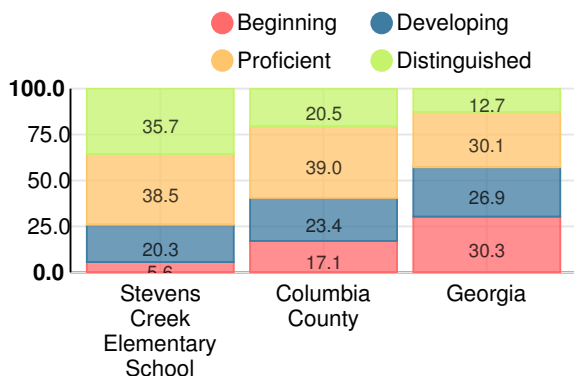
Mathematics

Percent of students scoring in each performance level on 2019
Georgia Milestones for elementary grades



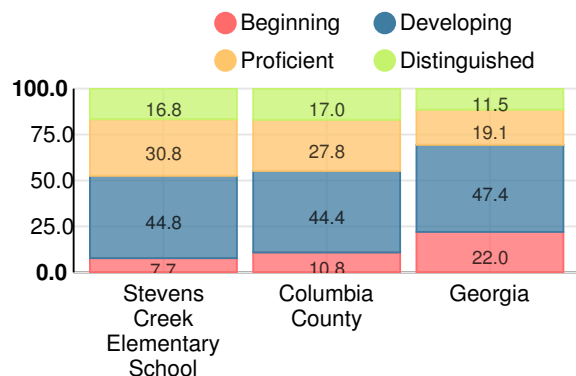
Science

Percent of students scoring in each performance level on 2019
Georgia Milestones for elementary grades



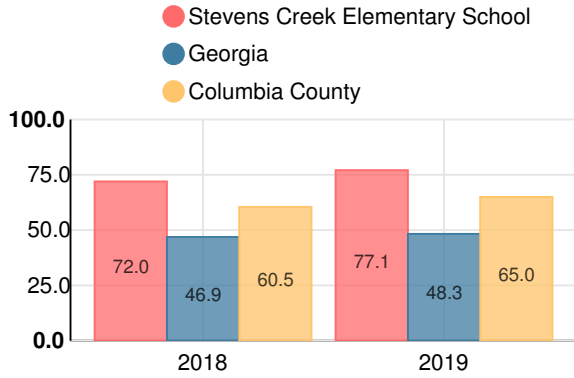
Social Studies

Percent of students scoring in each performance level on 2019
Georgia Milestones for elementary grades



**Reading at or above the Grade Level Target
(3rd Grade)**

Percent of students in grade 3 achieving Lexile measure equal to or greater than 670



**Reading at or above the Grade Level Target
(5th Grade)**

Percent of students in grade 5 achieving Lexile measure equal to or greater than 920

