



Dade County High School

 300 Tradition Lane, Trenton, GA 30752

 706-657-7517

 Grades: 9-12

 Enrollment: 605 students

Note: For information on educator qualifications and other federal reporting requirements, [click here](#).

Discipline data are available in the [K-12 Student Discipline Dashboard](#).

Performance Snapshot

- Dade County High School's **overall performance is higher than 57% of schools in the state** and is similar to its district.
- Its students' **academic growth is higher than 35% of schools in the state**.
- Its **four-year graduation rate is 80.7%**, which is higher than 21% of high schools.
- **59.3% of graduates are college and career ready**.

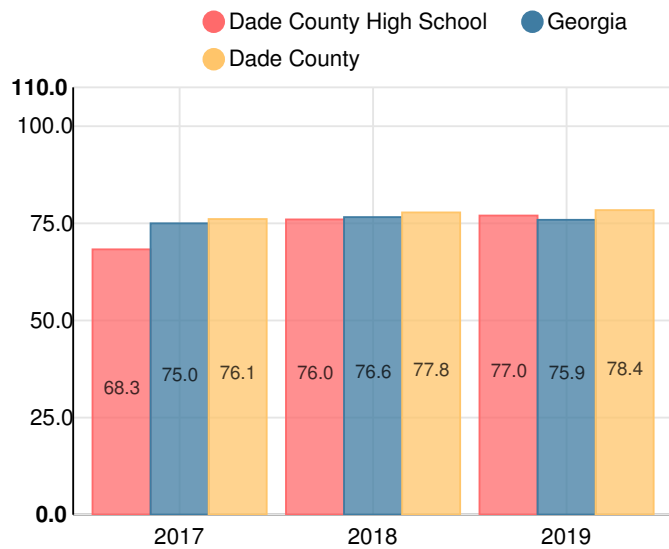
School Wide

C77

Year	Dade County High School
2019	C
2018	C
2017	D
2016	C
2015	C

Grade conversion	
A	90 - 100
B	80 - 89.9
C	70 - 79.9
D	60 - 69.9
F	0 - 59.9

CCRPI Single Score



Student Mobility Rate

8.8%

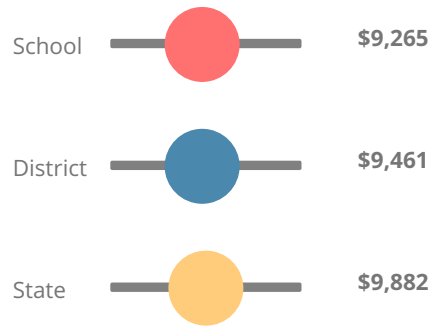
School Climate Star Rating



Financial Efficiency Star Rating

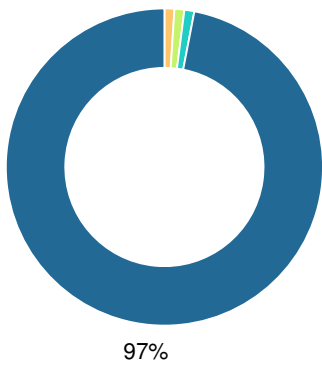


Per Pupil Expenditures



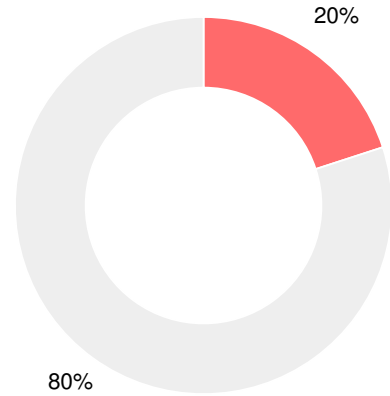
Race/Ethnicity

- Asian/Pacific Islander
- American Indian/Alaskan
- Black
- Hispanic
- Multi-racial
- White



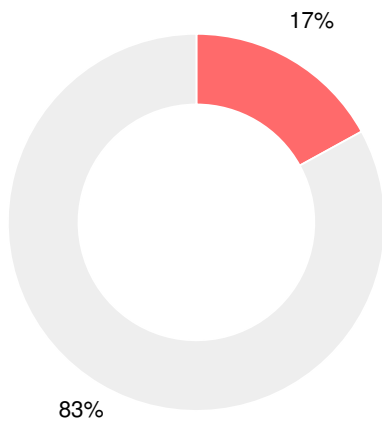
Economically Disadvantaged (ED)

- ED
- Not ED



Students with Disability (SWD)

- SWD
- Not SWD



English Language Learners (ELL)

- ELL
- Not ELL



High School

CCRPI Score

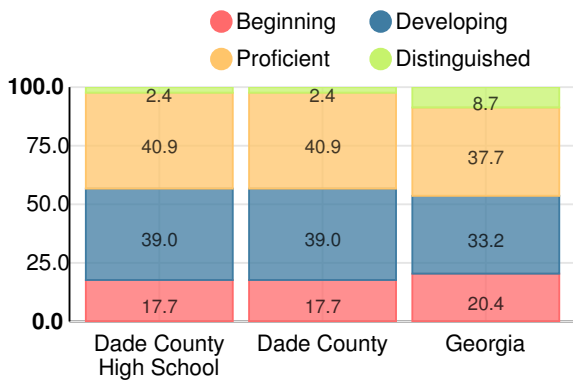
Dade County High School

Indicator	2019
Content Mastery	67.8
Progress	77.7
Closing Gaps	100.0
Readiness	70.5
Graduation Rate	85.3
CCRPI Score	77.0

American Literature & Composition

Percent of students scoring in each performance level on 2019

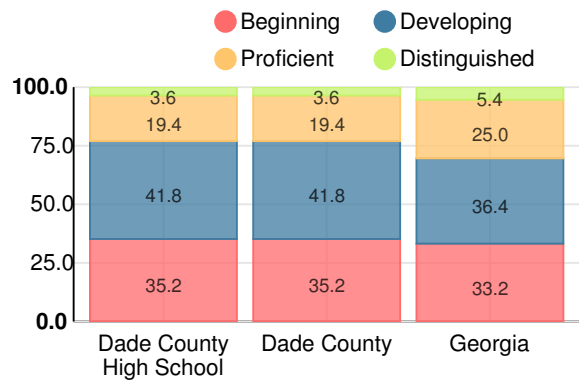
Georgia Milestones



Coordinate Algebra/Algebra I

Percent of students scoring in each performance level on 2019

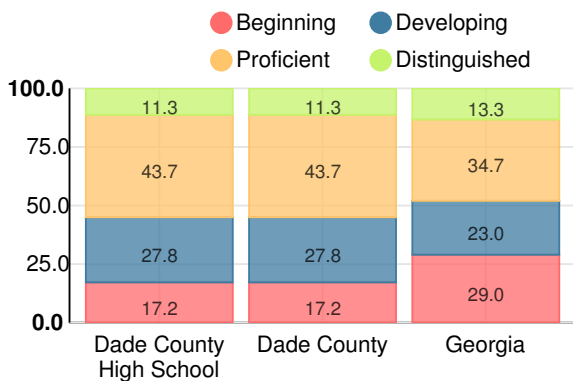
Georgia Milestones



Biology

Percent of students scoring in each performance level on 2019

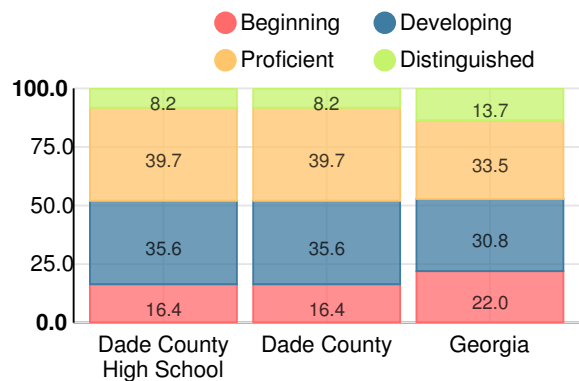
Georgia Milestones



US History

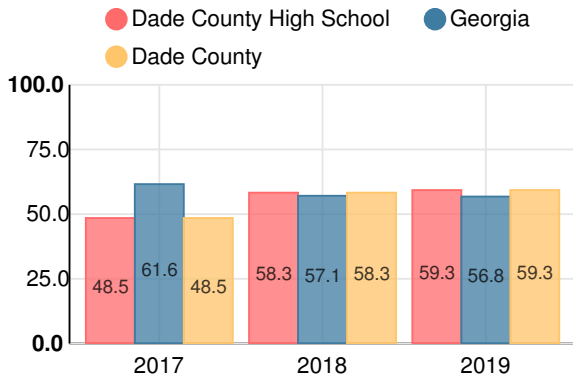
Percent of students scoring in each performance level on 2019

Georgia Milestones



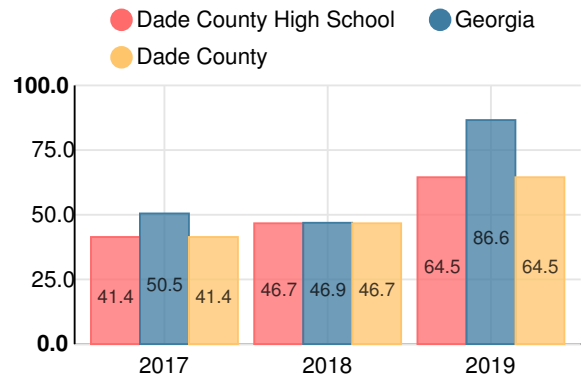
College & Career Readiness

Percent of 12th grade students who are college and career ready

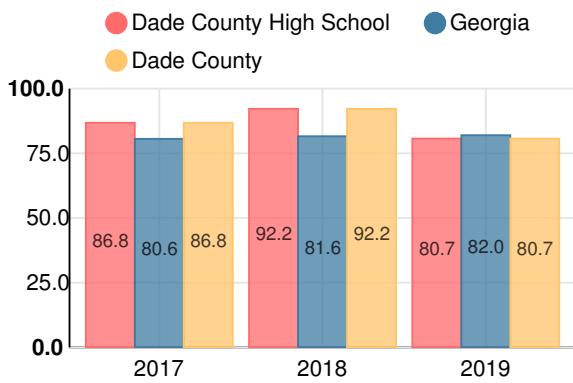


Accelerated Course Taking

Percent of high school graduates earning high school credit for accelerated enrollment



Four-Year Graduation Rate



College Enrollment Rate

