





Potter Street Elementary School

 725 Potter St. , Bainbridge, GA 39819

 229-248-2253

 Grades: K-4

 Enrollment: 318 students

Note: For information on educator qualifications and other federal reporting requirements, [click here](#).
 Discipline data are available in the [K-12 Student Discipline Dashboard](#).

Performance Snapshot

- Potter Street Elementary School's **overall performance is higher than 10% of schools in the state** and is lower than its district.
- Its students' **academic growth is higher than 20% of schools in the state** and higher than its district.
- **21.3% of its 3rd grade students are reading at or above the grade level target.**

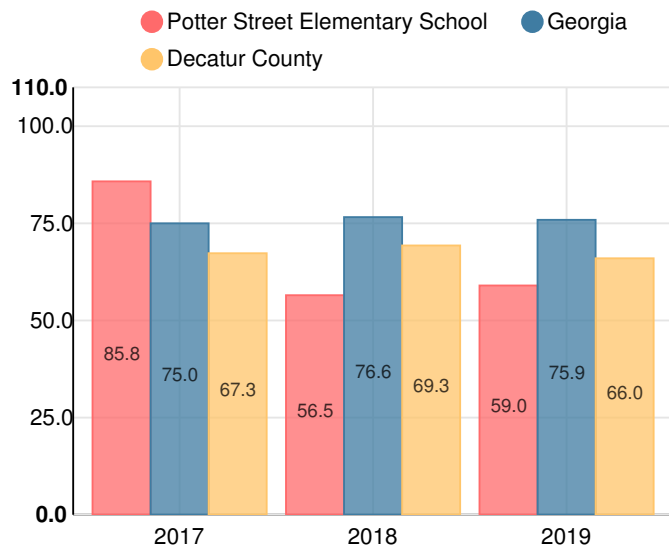
School Wide

F59

Year	Potter Street Elementary School
2019	F
2018	F
2017	B
2016	B
2015	C

Grade conversion	
A	90 - 100
B	80 - 89.9
C	70 - 79.9
D	60 - 69.9
F	0 - 59.9

CCRPI Single Score



Student Mobility Rate

25.8%

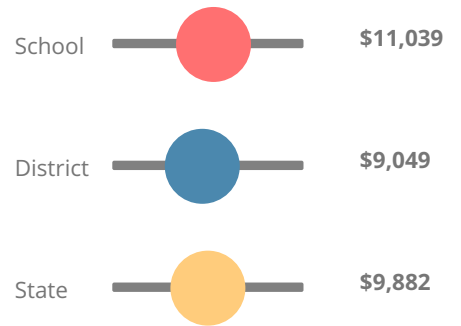
School Climate Star Rating



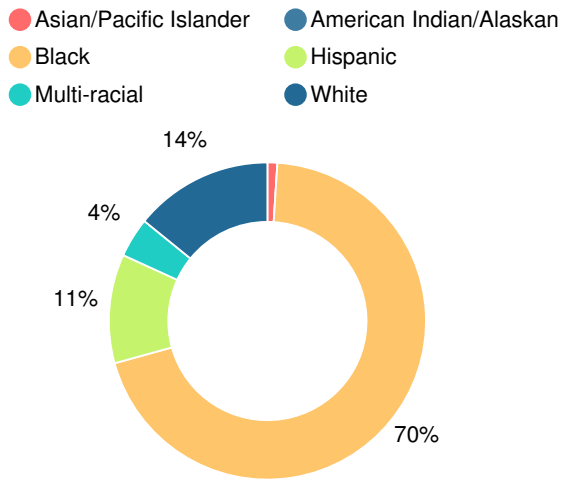
Financial Efficiency Star Rating



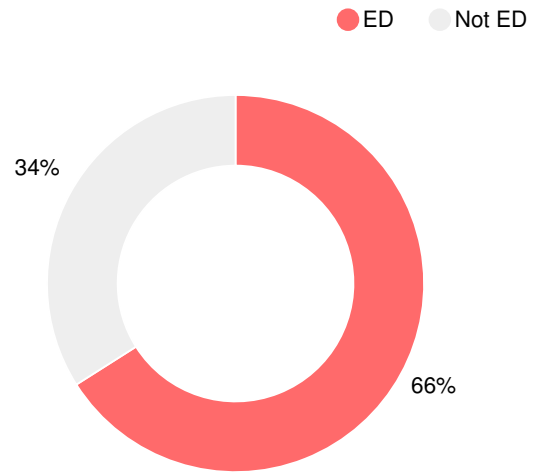
Per Pupil Expenditures



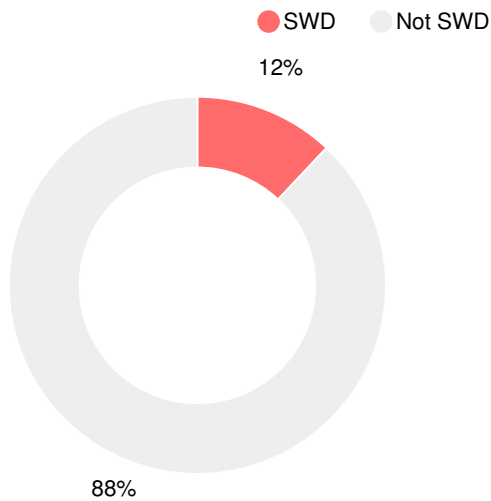
Race/Ethnicity



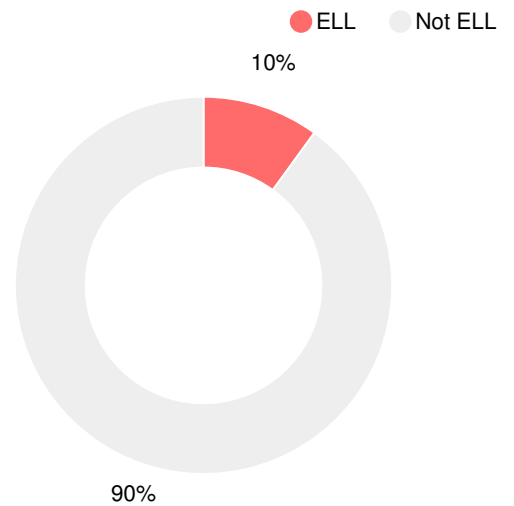
Economically Disadvantaged (ED)



Students with Disability (SWD)



English Language Learners (ELL)



Elementary

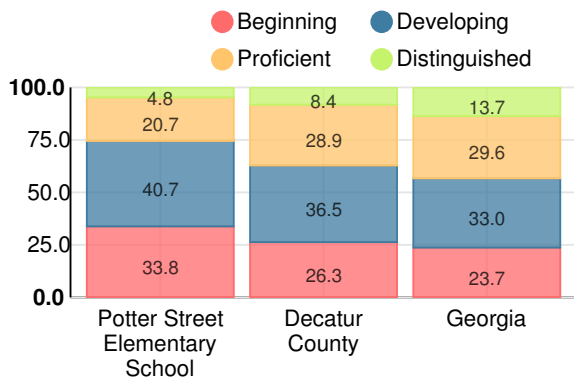
CCRPI Score

Potter Street Elementary School

Indicator	2019
Content Mastery	57.4
Progress	73.8
Closing Gaps	15.0
Readiness	68.5
CCRPI Score	59.0

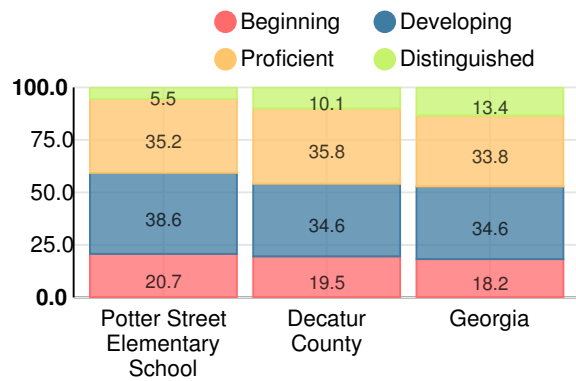
English

Percent of students scoring in each performance level on 2019 Georgia Milestones for elementary grades



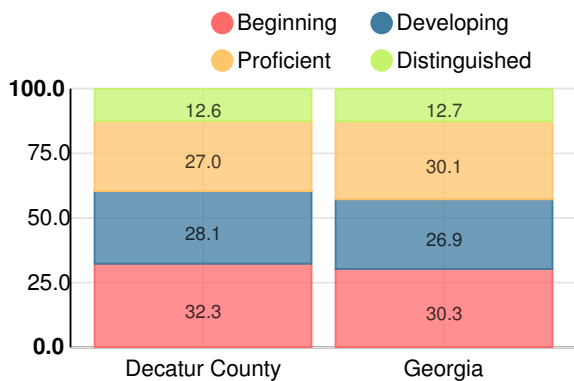
Mathematics

Percent of students scoring in each performance level on 2019 Georgia Milestones for elementary grades



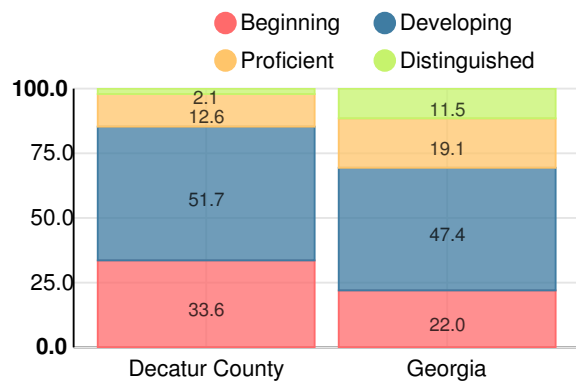
Science

Percent of students scoring in each performance level on 2019 Georgia Milestones for elementary grades



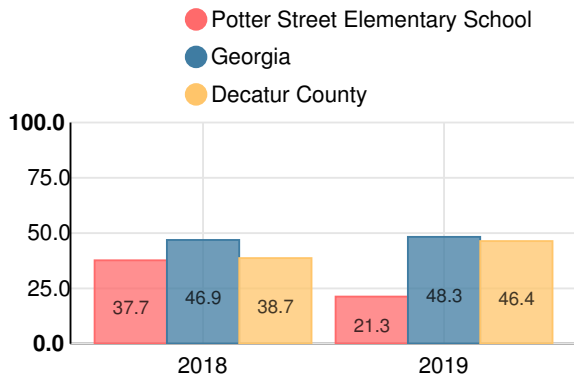
Social Studies

Percent of students scoring in each performance level on 2019 Georgia Milestones for elementary grades



**Reading at or above the Grade Level Target
(3rd Grade)**

Percent of students in grade 3 achieving Lexile measure equal to or greater than 670



**Reading at or above the Grade Level Target
(5th Grade)**

Percent of students in grade 5 achieving Lexile measure equal to or greater than 920

