




Cedar Grove Elementary School

 2330 River Road, Ellenwood, GA 30294

 678.874.3902

 Grades: K-5

 Enrollment: 569 students

Note: For information on educator qualifications and other federal reporting requirements, [click here](#).
Discipline data are available in the [K-12 Student Discipline Dashboard](#).

Performance Snapshot

- Cedar Grove Elementary School's **overall performance is higher than 24% of schools in the state** and is lower than its district.
- Its students' **academic growth is higher than 29% of schools in the state** and lower than its district.
- **29.5% of its 3rd grade students are reading at or above the grade level target.**

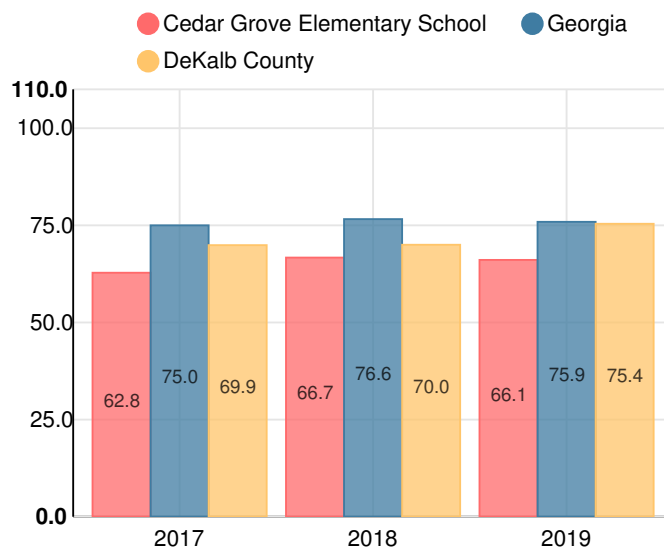
School Wide

D66.1

Year	Cedar Grove Elementary School
2019	D
2018	D
2017	D
2016	D
2015	F

Grade conversion	
A	90 - 100
B	80 - 89.9
C	70 - 79.9
D	60 - 69.9
F	0 - 59.9

CCRPI Single Score



Student Mobility Rate

27.5%

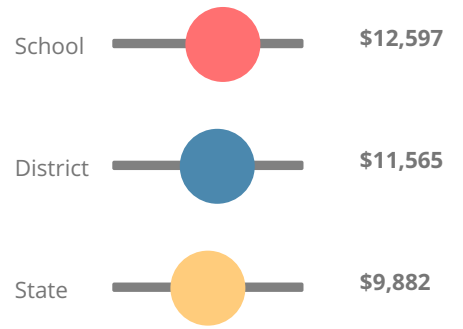
School Climate Star Rating



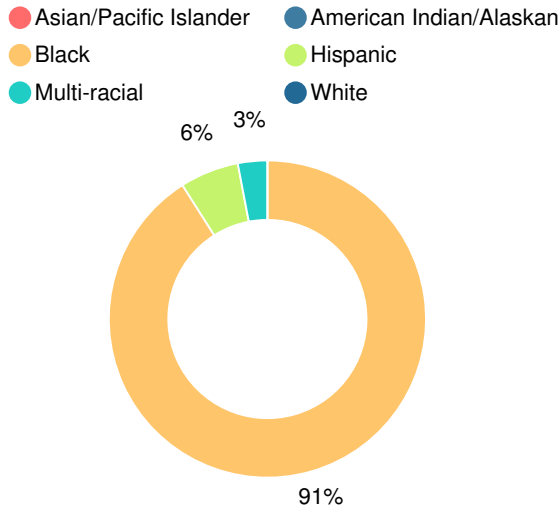
Financial Efficiency Star Rating



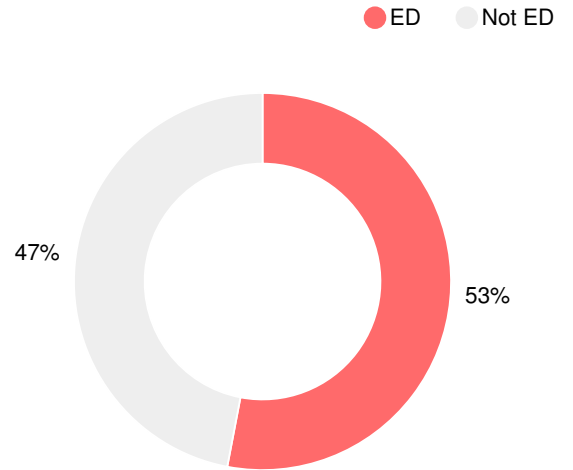
Per Pupil Expenditures



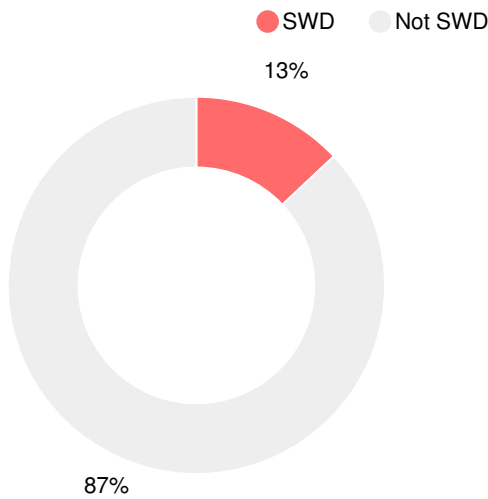
Race/Ethnicity



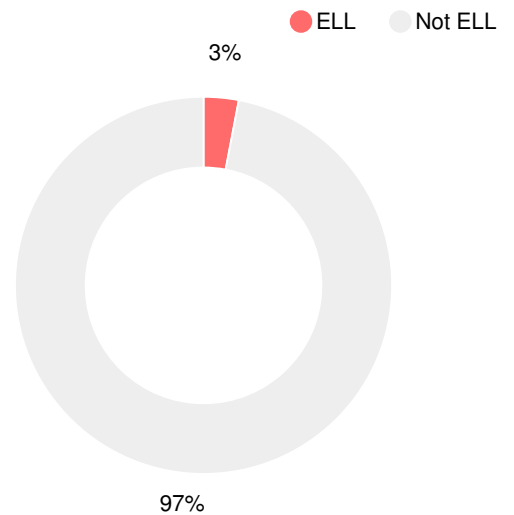
Economically Disadvantaged (ED)



Students with Disability (SWD)



English Language Learners (ELL)



Elementary

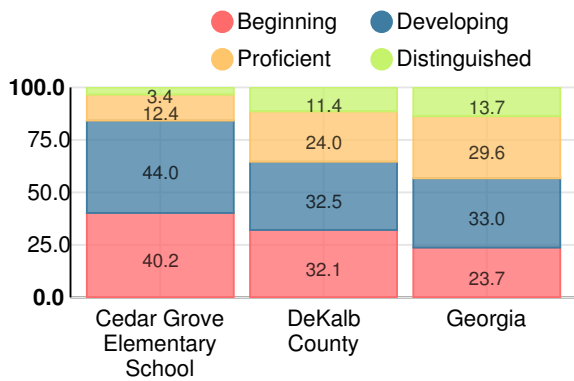
CCRPI Score

Cedar Grove Elementary School

Indicator	2019
Content Mastery	45.9
Progress	77.3
Closing Gaps	71.9
Readiness	72.4
CCRPI Score	66.1

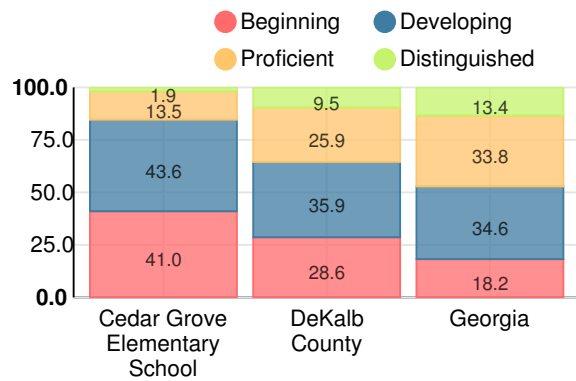
English

Percent of students scoring in each performance level on 2019 Georgia Milestones for elementary grades



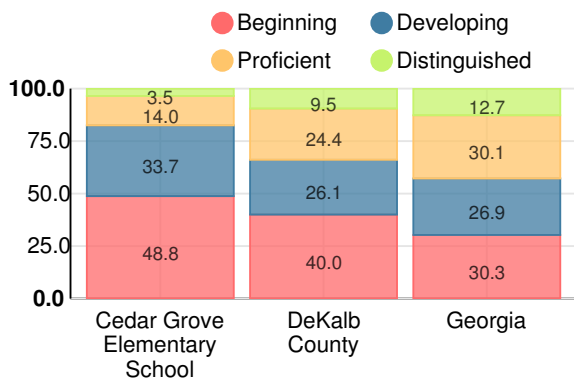
Mathematics

Percent of students scoring in each performance level on 2019 Georgia Milestones for elementary grades



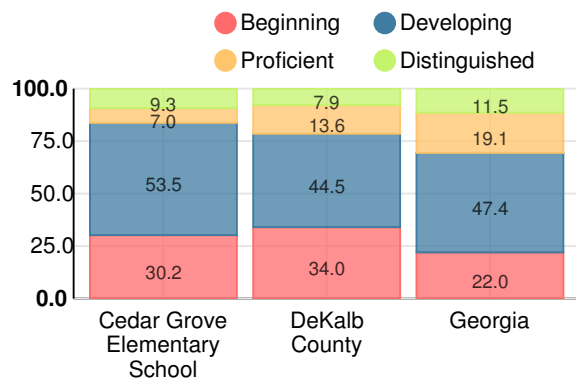
Science

Percent of students scoring in each performance level on 2019 Georgia Milestones for elementary grades



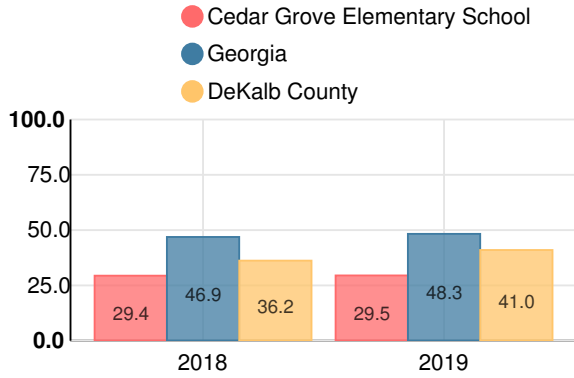
Social Studies

Percent of students scoring in each performance level on 2019 Georgia Milestones for elementary grades



**Reading at or above the Grade Level Target
(3rd Grade)**

Percent of students in grade 3 achieving Lexile measure equal to or greater than 670



**Reading at or above the Grade Level Target
(5th Grade)**

Percent of students in grade 5 achieving Lexile measure equal to or greater than 920

