





Satilla Marsh Elementary School

 360 South Port Pkwy., Brunswick, GA 31523

 912-265-3675

 Grades: K-5

 Enrollment: 782 students

Note: For information on educator qualifications and other federal reporting requirements, [click here](#).
Discipline data are available in the [K-12 Student Discipline Dashboard](#).

Performance Snapshot

- Satilla Marsh Elementary School's **overall performance is higher than 88% of schools in the state** and is higher than its district.
- Its students' **academic growth is higher than 71% of schools in the state** and lower than its district.
- 68.6% of its 3rd grade students are reading at or above the grade level target.**
- Satilla Marsh Elementary School is **Beating the Odds**, meaning that it performs better than similar schools.

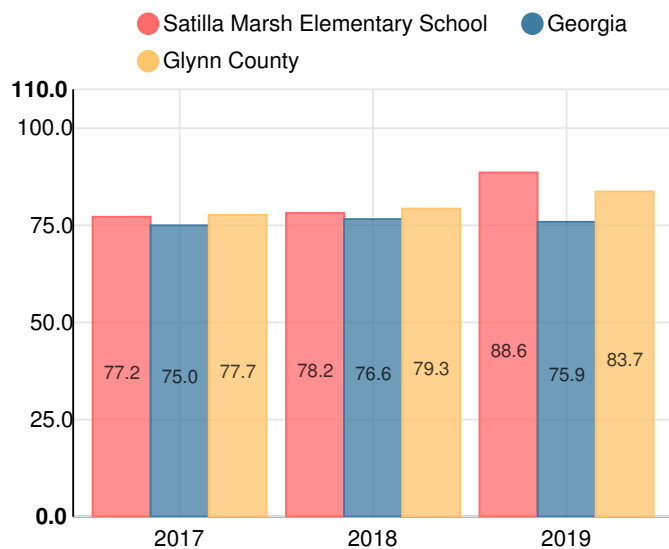
School Wide

B88.6

Year	Satilla Marsh Elementary School
2019	B
2018	C
2017	C
2016	B
2015	B

Grade conversion	
A	90 - 100
B	80 - 89.9
C	70 - 79.9
D	60 - 69.9
F	0 - 59.9

CCRPI Single Score



Student Mobility Rate

11.8%

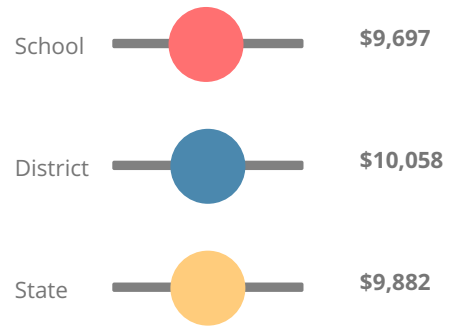
School Climate Star Rating



Financial Efficiency Star Rating

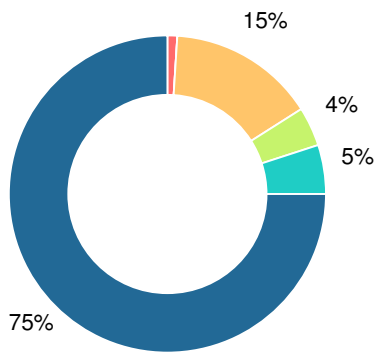


Per Pupil Expenditures



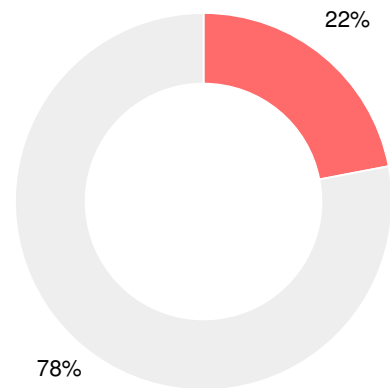
Race/Ethnicity

- Asian/Pacific Islander
- American Indian/Alaskan
- Black
- Hispanic
- Multi-racial
- White



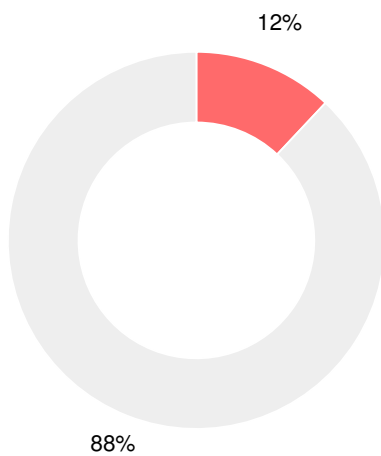
Economically Disadvantaged (ED)

- ED
- Not ED



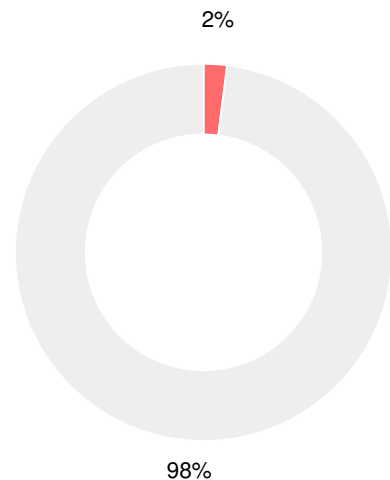
Students with Disability (SWD)

- SWD
- Not SWD



English Language Learners (ELL)

- ELL
- Not ELL



Elementary

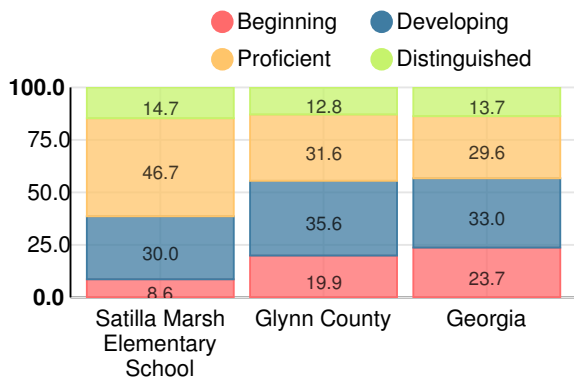
CCRPI Score

Satilla Marsh Elementary School

Indicator	2019
Content Mastery	82.5
Progress	89.1
Closing Gaps	100.0
Readiness	88.2
CCRPI Score	88.6

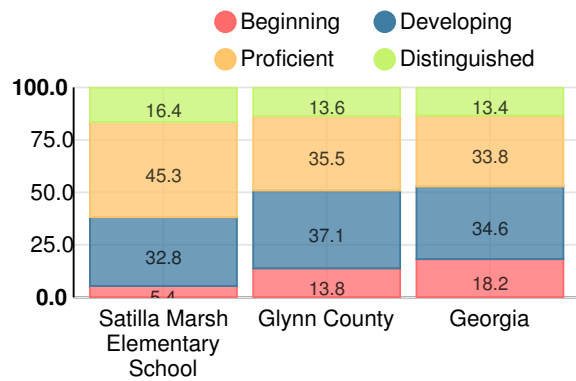
English

Percent of students scoring in each performance level on 2019 Georgia Milestones for elementary grades



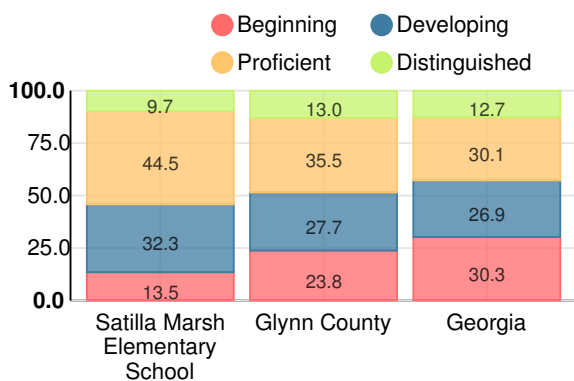
Mathematics

Percent of students scoring in each performance level on 2019 Georgia Milestones for elementary grades



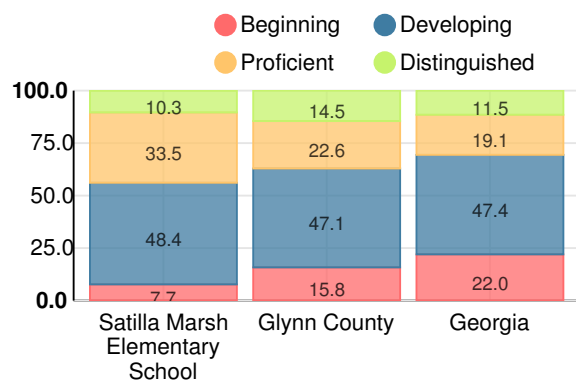
Science

Percent of students scoring in each performance level on 2019 Georgia Milestones for elementary grades



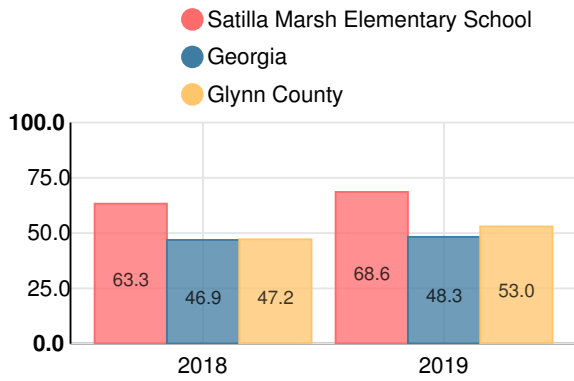
Social Studies

Percent of students scoring in each performance level on 2019 Georgia Milestones for elementary grades



**Reading at or above the Grade Level Target
(3rd Grade)**

Percent of students in grade 3 achieving Lexile measure equal to or greater than 670



**Reading at or above the Grade Level Target
(5th Grade)**

Percent of students in grade 5 achieving Lexile measure equal to or greater than 920

