





Gwin Oaks Elementary School

 400 Gwin Oaks Drive, Lawrenceville, GA 30044

 (770) 972-3110

 Grades: K-5

 Enrollment: 980 students

Note: For information on educator qualifications and other federal reporting requirements, [click here](#).
 Discipline data are available in the [K-12 Student Discipline Dashboard](#).

Performance Snapshot

- Gwin Oaks Elementary School's **overall performance is higher than 88% of schools in the state** and is higher than its district.
- Its students' **academic growth is higher than 69% of schools in the state** and similar to its district.
- 71.3% of its 3rd grade students are reading at or above the grade level target.**

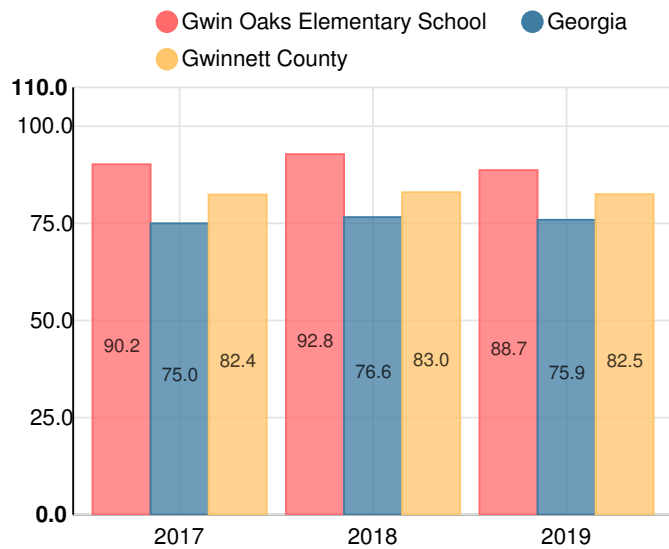
School Wide

B88.7

Year	Gwin Oaks Elementary School
2019	B
2018	A
2017	A
2016	A
2015	B

Grade conversion	
A	90 - 100
B	80 - 89.9
C	70 - 79.9
D	60 - 69.9
F	0 - 59.9

CCRPI Single Score



Student Mobility Rate

10.7%

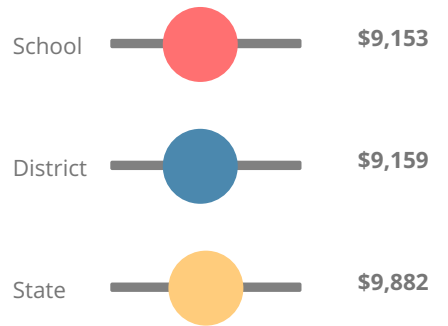
School Climate Star Rating



Financial Efficiency Star Rating

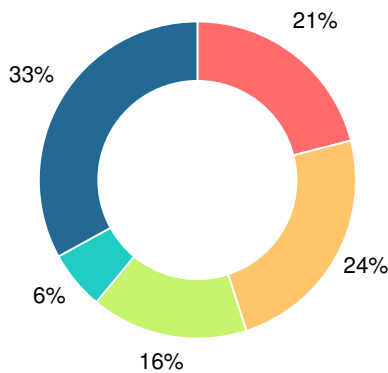


Per Pupil Expenditures



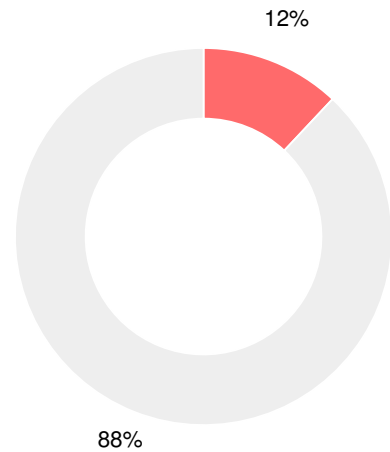
Race/Ethnicity

- Asian/Pacific Islander
- American Indian/Alaskan
- Black
- Hispanic
- Multi-racial
- White



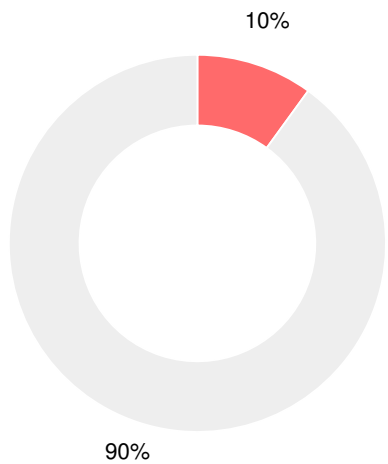
Economically Disadvantaged (ED)

- ED
- Not ED



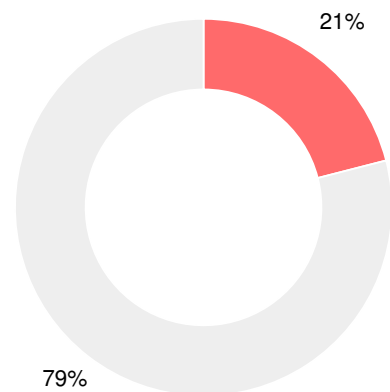
Students with Disability (SWD)

- SWD
- Not SWD



English Language Learners (ELL)

- ELL
- Not ELL



Elementary

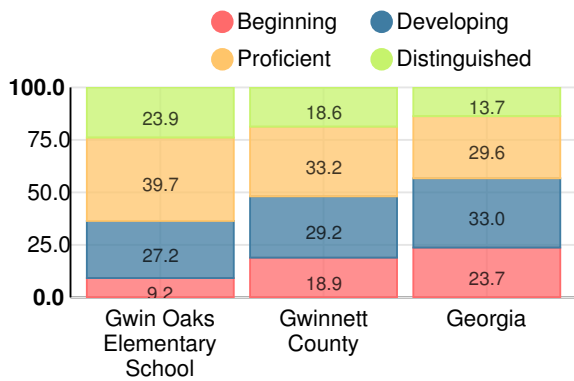
CCRPI Score

Gwin Oaks Elementary School

Indicator	2019
Content Mastery	94.0
Progress	88.4
Closing Gaps	79.4
Readiness	88.2
CCRPI Score	88.7

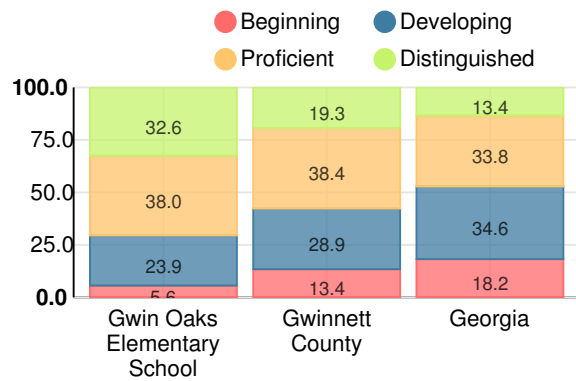
English

Percent of students scoring in each performance level on 2019 Georgia Milestones for elementary grades



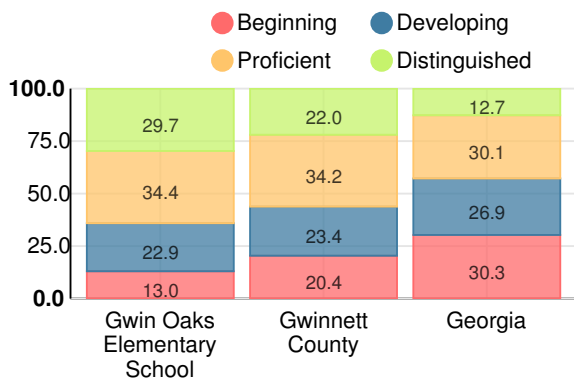
Mathematics

Percent of students scoring in each performance level on 2019 Georgia Milestones for elementary grades



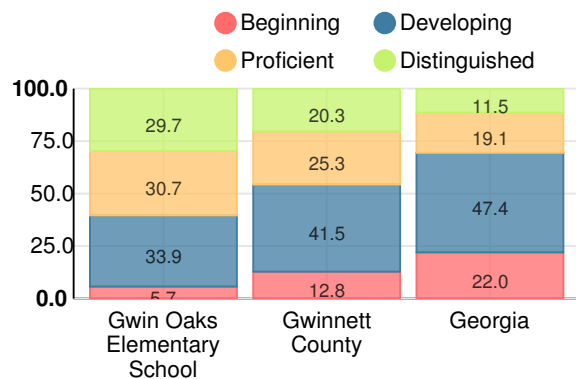
Science

Percent of students scoring in each performance level on 2019 Georgia Milestones for elementary grades



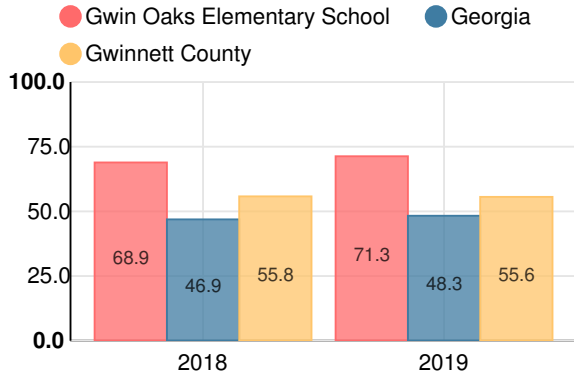
Social Studies

Percent of students scoring in each performance level on 2019 Georgia Milestones for elementary grades



**Reading at or above the Grade Level Target
(3rd Grade)**

Percent of students in grade 3 achieving Lexile measure equal to or greater than 670



**Reading at or above the Grade Level Target
(5th Grade)**

Percent of students in grade 5 achieving Lexile measure equal to or greater than 920

