





Simpson Elementary School

 4525 E. Jones Bridge Road, Peachtree Corners, GA 30092

 (770) 417-2400

 Grades: K-5

 Enrollment: 873 students

 Highest Performing (Platinum)

Note: For information on educator qualifications and other federal reporting requirements, [click here](#).

Discipline data are available in the [K-12 Student Discipline Dashboard](#).

Performance Snapshot

- Simpson Elementary School's **overall performance is higher than 94% of schools in the state** and is higher than its district.
- Its students' **academic growth is higher than 42% of schools in the state** and lower than its district.
- 81.8% of its 3rd grade students are reading at or above the grade level target.**

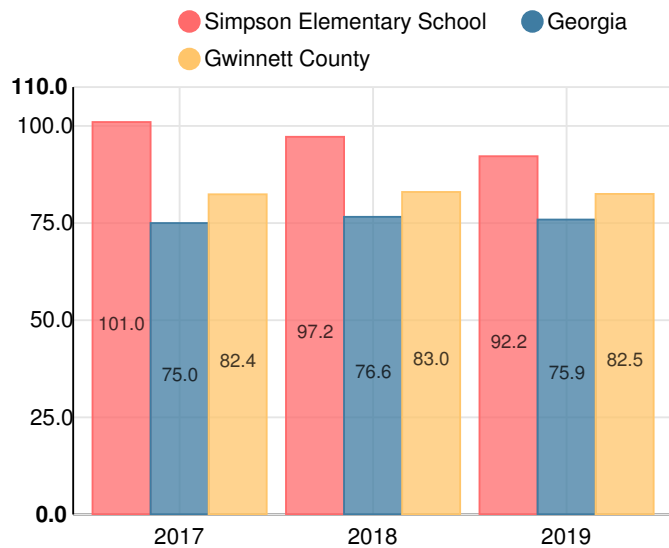
School Wide

A92.2

Year	Simpson Elementary School
2019	A
2018	A
2017	A
2016	A
2015	A

Grade conversion	
A	90 - 100
B	80 - 89.9
C	70 - 79.9
D	60 - 69.9
F	0 - 59.9

CCRPI Single Score



Student Mobility Rate

6.2%

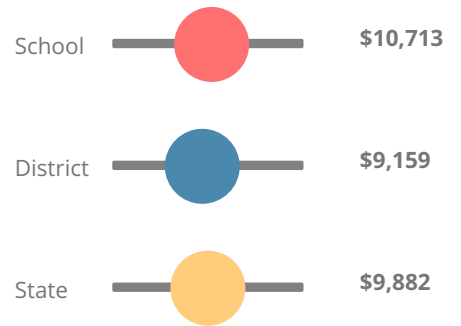
School Climate Star Rating



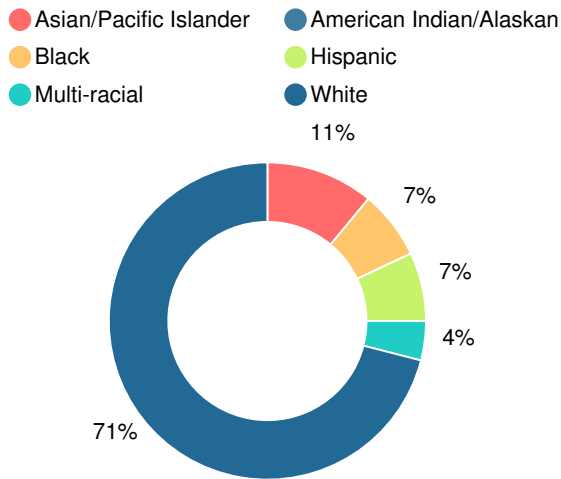
Financial Efficiency Star Rating



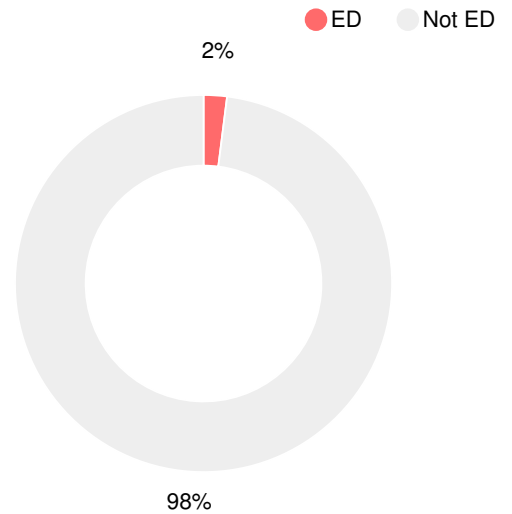
Per Pupil Expenditures



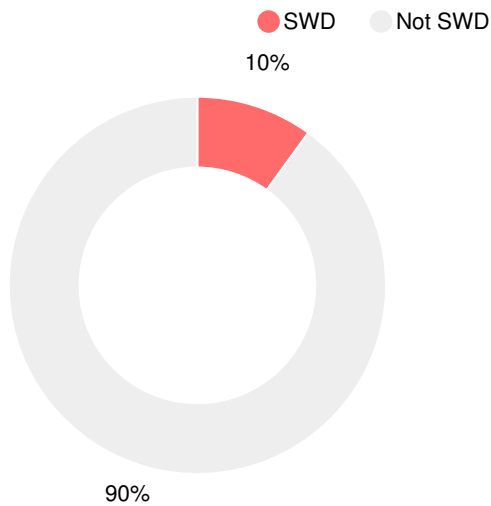
Race/Ethnicity



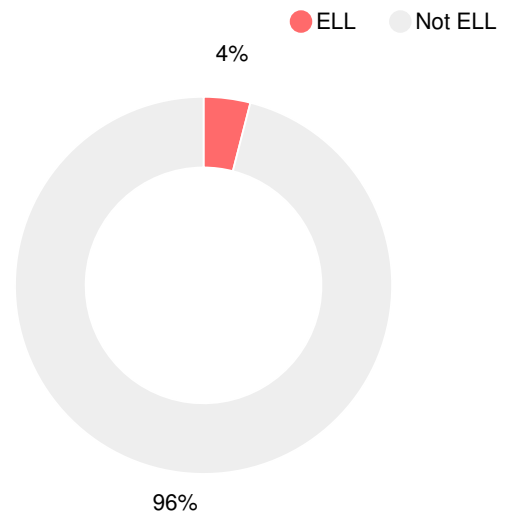
Economically Disadvantaged (ED)



Students with Disability (SWD)



English Language Learners (ELL)



Elementary

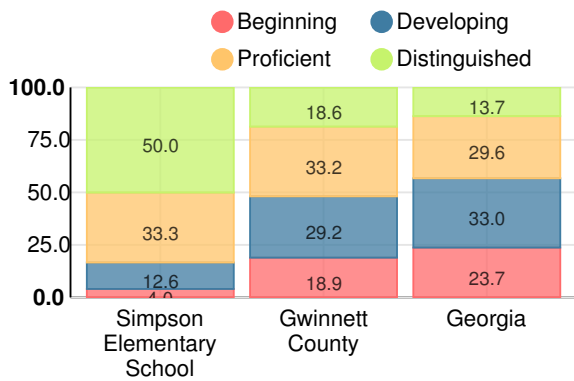
CCRPI Score

Simpson Elementary School

Indicator	2019
Content Mastery	100.0
Progress	80.9
Closing Gaps	100.0
Readiness	94.4
CCRPI Score	92.2

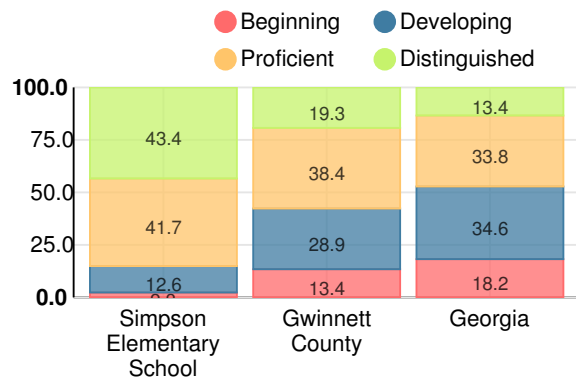
English

Percent of students scoring in each performance level on 2019 Georgia Milestones for elementary grades



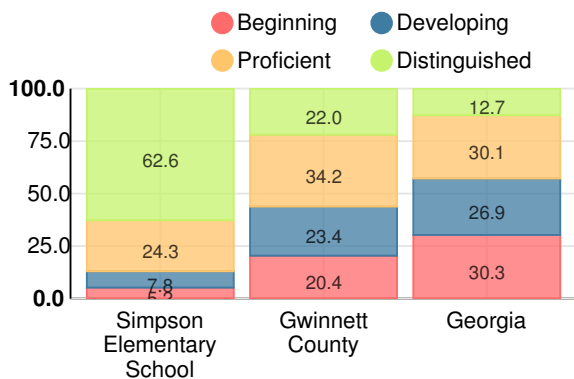
Mathematics

Percent of students scoring in each performance level on 2019 Georgia Milestones for elementary grades



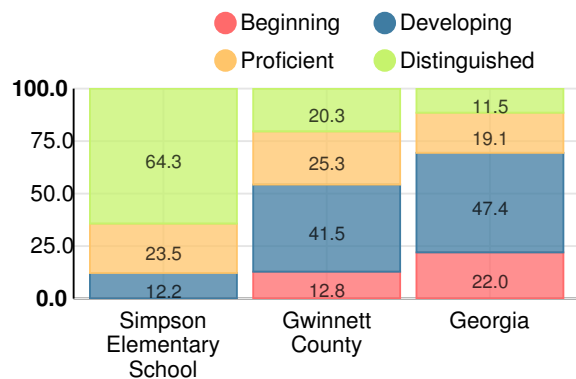
Science

Percent of students scoring in each performance level on 2019 Georgia Milestones for elementary grades



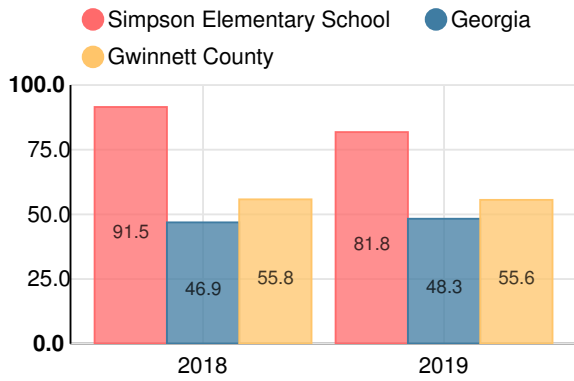
Social Studies

Percent of students scoring in each performance level on 2019 Georgia Milestones for elementary grades



**Reading at or above the Grade Level Target
(3rd Grade)**

Percent of students in grade 3 achieving Lexile measure equal to or greater than 670



**Reading at or above the Grade Level Target
(5th Grade)**

Percent of students in grade 5 achieving Lexile measure equal to or greater than 920

