




# Davis Middle School

 4335 Falcon Pkwy, Flowery Branch, GA 30542

 770-965-3020

 Grades: 6-8

 Enrollment: 821 students

Note: For information on educator qualifications and other federal reporting requirements, [click here](#).

Discipline data are available in the [K-12 Student Discipline Dashboard](#).

### Performance Snapshot

- C. W. Davis Middle School's **overall performance is higher than 38% of schools in the state** and is similar to its district.
- Its students' **academic growth is higher than 55% of schools in the state** and higher than its district.
- **49.8% of its 8th grade students are reading at or above the grade level target.**

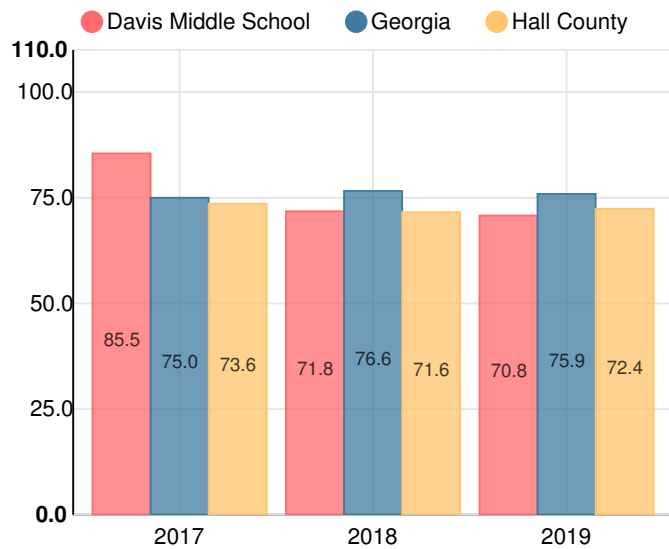
## School Wide

**C70.8**

Year	Davis Middle School
2019	C
2018	C
2017	B
2016	B
2015	B

Grade conversion	
A	90 - 100
B	80 - 89.9
C	70 - 79.9
D	60 - 69.9
F	0 - 59.9

### CCRPI Single Score



Student Mobility Rate

13.9%

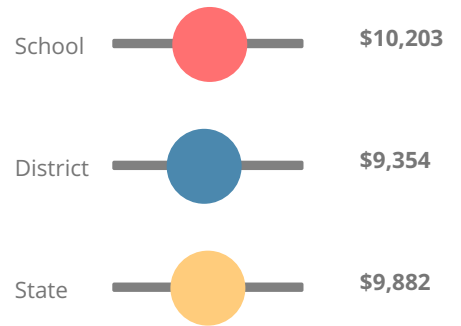
School Climate Star Rating



Financial Efficiency Star Rating

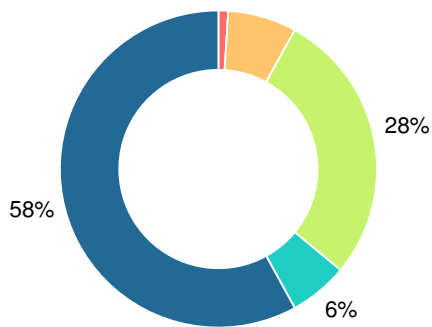


Per Pupil Expenditures



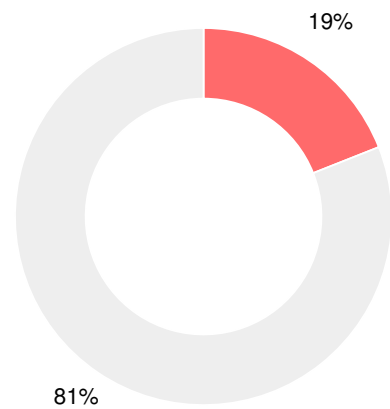
Race/Ethnicity

- Asian/Pacific Islander
- American Indian/Alaskan
- Black
- Hispanic
- Multi-racial
- White



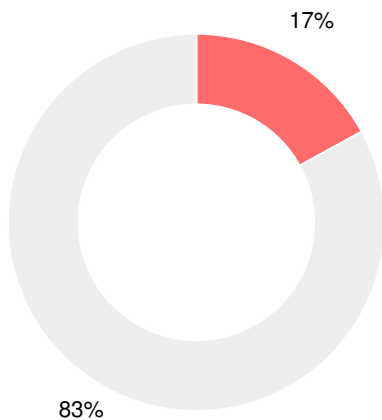
Economically Disadvantaged (ED)

- ED
- Not ED



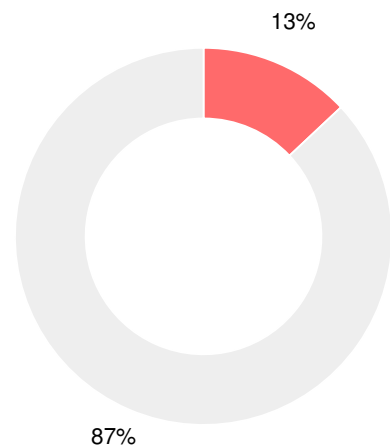
Students with Disability (SWD)

- SWD
- Not SWD



English Language Learners (ELL)

- ELL
- Not ELL



# Middle School

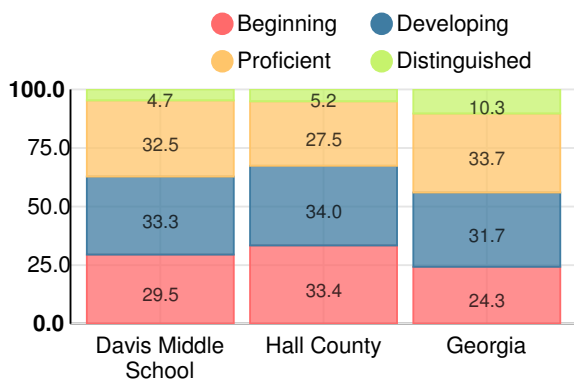
## CCRPI Score

### Davis Middle School

Indicator	2019
Content Mastery	70.2
Progress	82.9
Closing Gaps	31.7
Readiness	79.7
<b>CCRPI Score</b>	<b>70.8</b>

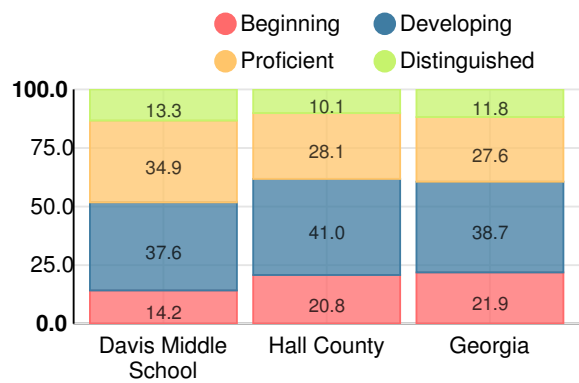
### English

Percent of students scoring in each performance level on 2019 Georgia Milestones for middle school grades



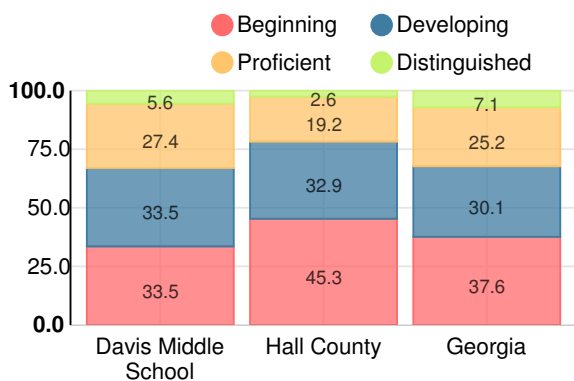
### Mathematics

Percent of students scoring in each performance level on 2019 Georgia Milestones for middle school grades



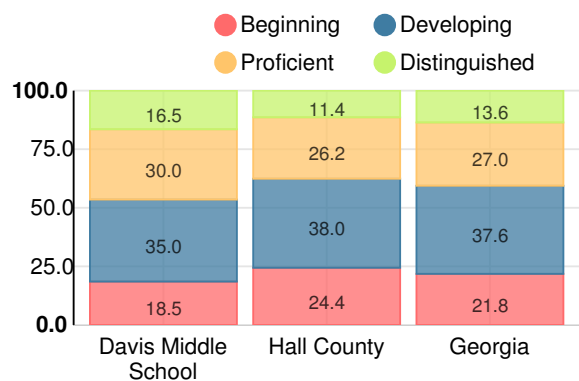
### Science

Percent of students scoring in each performance level on 2019 Georgia Milestones for middle school grades



### Social Studies

Percent of students scoring in each performance level on 2019 Georgia Milestones for middle school grades



### Reading at or above the Grade Level Target (8th Grade)

Percent of students in grade 8 achieving Lexile measure greater than 1097

