


Mount Vernon Exploratory School

 4844 Jim Hood Road, Gainesville, GA 30506

 770-983-1759

 Grades: K-5

 Enrollment: 613 students

Note: For information on educator qualifications and other federal reporting requirements, [click here](#).
 Discipline data are available in the [K-12 Student Discipline Dashboard](#).

Performance Snapshot

- Mount Vernon Elementary School's **overall performance is higher than 80% of schools in the state** and is higher than its district.
- Its students' **academic growth is higher than 78% of schools in the state** and higher than its district.
- **62.9% of its 3rd grade students are reading at or above the grade level target**.

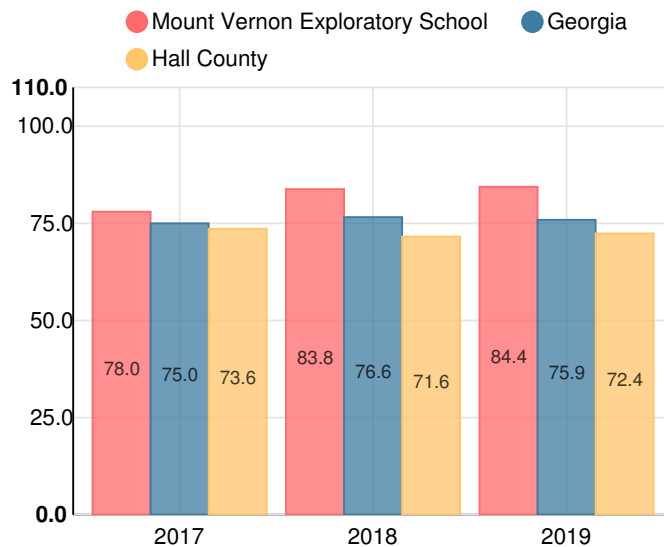
School Wide

B84.4

Year	Mount Vernon Exploratory School
2019	B
2018	B
2017	C
2016	C
2015	C

Grade conversion	
A	90 - 100
B	80 - 89.9
C	70 - 79.9
D	60 - 69.9
F	0 - 59.9

CCRPI Single Score



Student Mobility Rate

7.7%

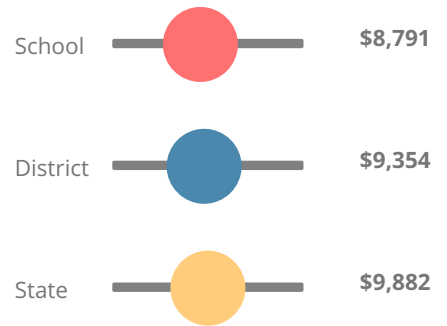
School Climate Star Rating



Financial Efficiency Star Rating

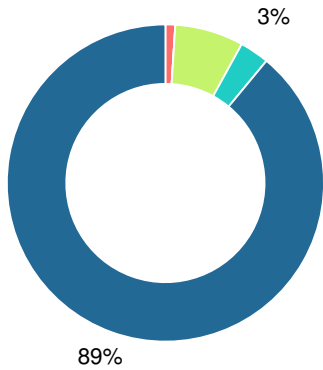


Per Pupil Expenditures



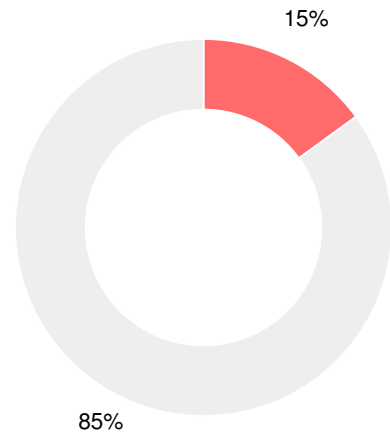
Race/Ethnicity

- Asian/Pacific Islander
- American Indian/Alaskan
- Black
- Hispanic
- Multi-racial
- White



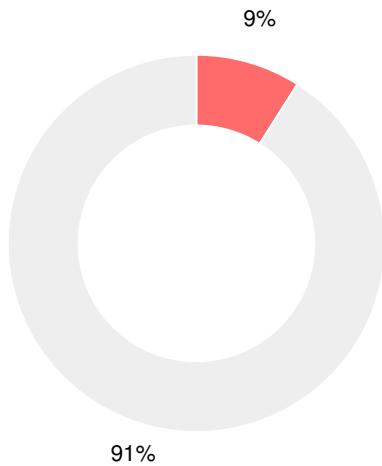
Economically Disadvantaged (ED)

- ED
- Not ED



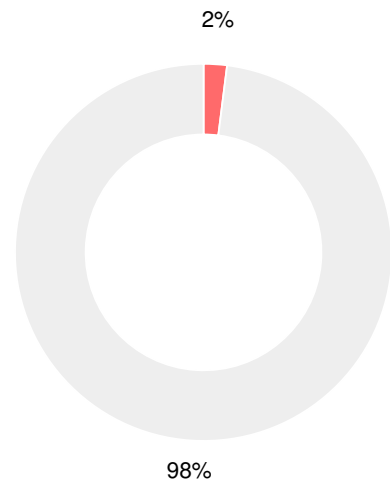
Students with Disability (SWD)

- SWD
- Not SWD



English Language Learners (ELL)

- ELL
- Not ELL



Elementary

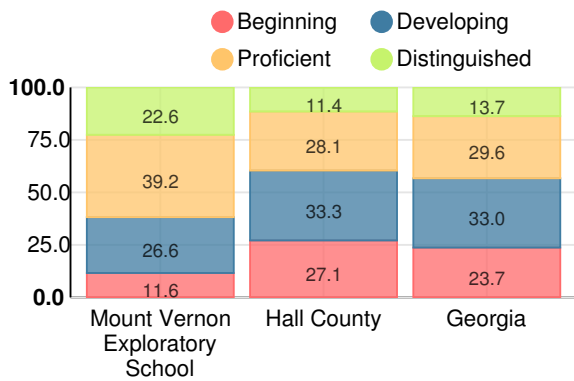
CCRPI Score

Mount Vernon Exploratory School

Indicator	2019
Content Mastery	84.7
Progress	91.2
Closing Gaps	65.6
Readiness	86.3
CCRPI Score	84.4

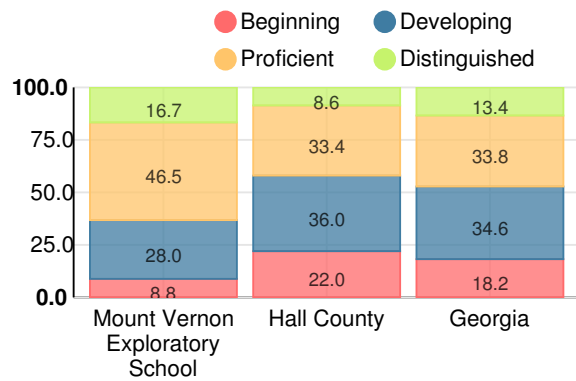
English

Percent of students scoring in each performance level on 2019 Georgia Milestones for elementary grades



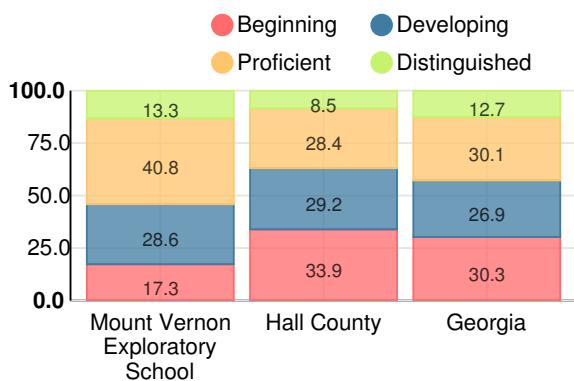
Mathematics

Percent of students scoring in each performance level on 2019 Georgia Milestones for elementary grades



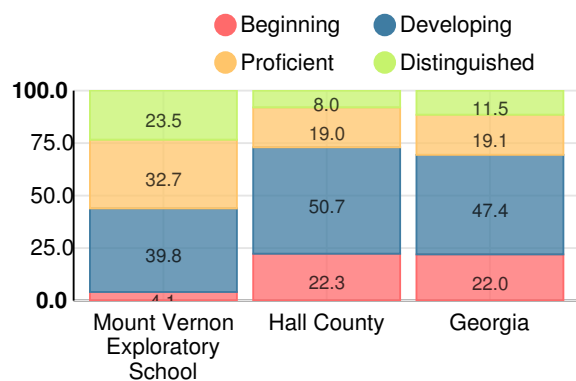
Science

Percent of students scoring in each performance level on 2019 Georgia Milestones for elementary grades



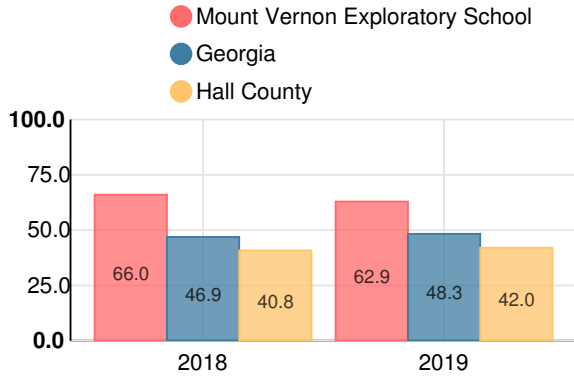
Social Studies

Percent of students scoring in each performance level on 2019 Georgia Milestones for elementary grades



**Reading at or above the Grade Level Target
(3rd Grade)**

Percent of students in grade 3 achieving Lexile measure equal to or greater than 670



**Reading at or above the Grade Level Target
(5th Grade)**

Percent of students in grade 5 achieving Lexile measure equal to or greater than 920

