



# Woodland Elementary School

 830 N. Moseley Drive, Stockbridge, GA 30281

 770-506-6391

 Grades: K-5

 Enrollment: 661 students

Note: For information on educator qualifications and other federal reporting requirements, [click here](#).  
 Discipline data are available in the [K-12 Student Discipline Dashboard](#).

## Performance Snapshot

- Woodland Elementary School's **overall performance is higher than 16% of schools in the state** and is lower than its district.
- Its students' **academic growth is higher than 19% of schools in the state** and lower than its district.
- **45.7% of its 3rd grade students are reading at or above the grade level target.**

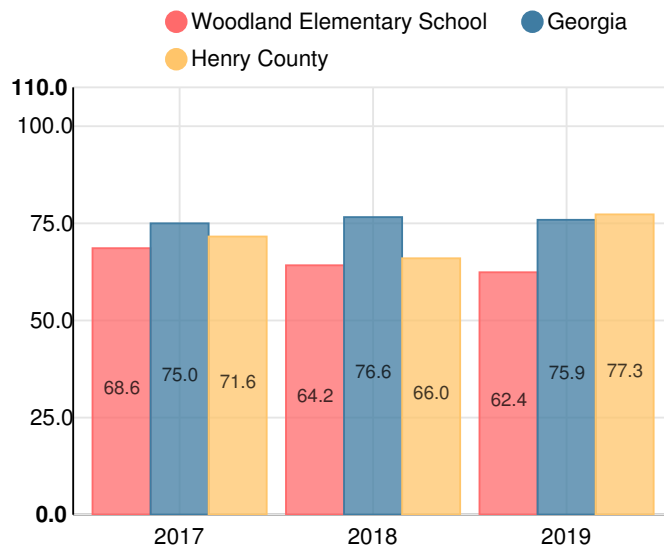
## School Wide

**D62.4**

Year	Woodland Elementary School
2019	D
2018	D
2017	D
2016	D
2015	D

Grade conversion	
A	90 - 100
B	80 - 89.9
C	70 - 79.9
D	60 - 69.9
F	0 - 59.9

## CCRPI Single Score



Student Mobility Rate

18.8%

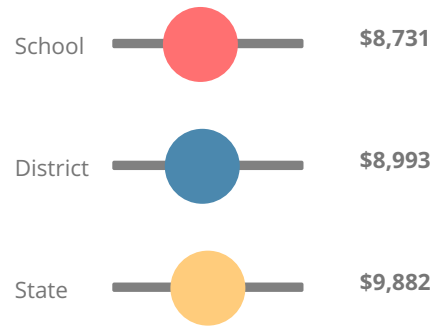
School Climate Star Rating



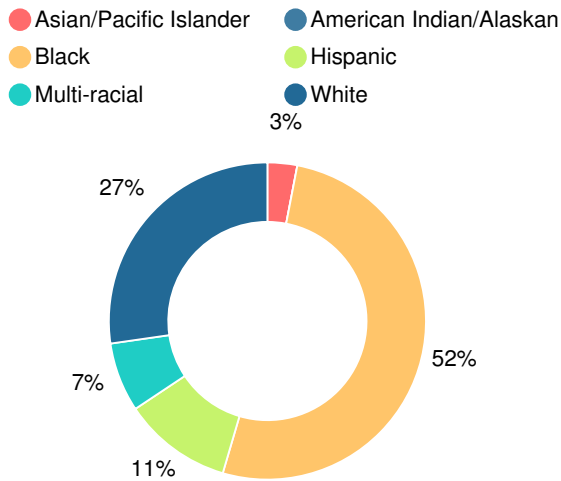
Financial Efficiency Star Rating



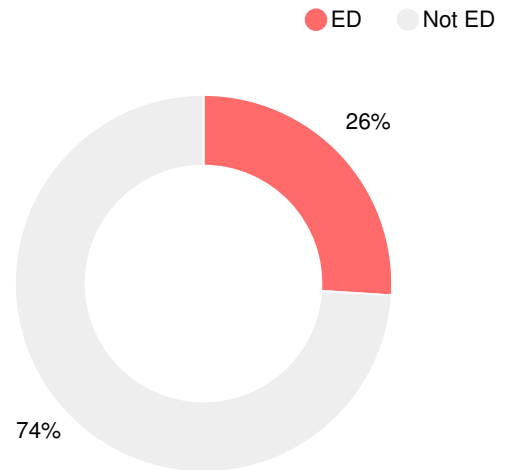
Per Pupil Expenditures



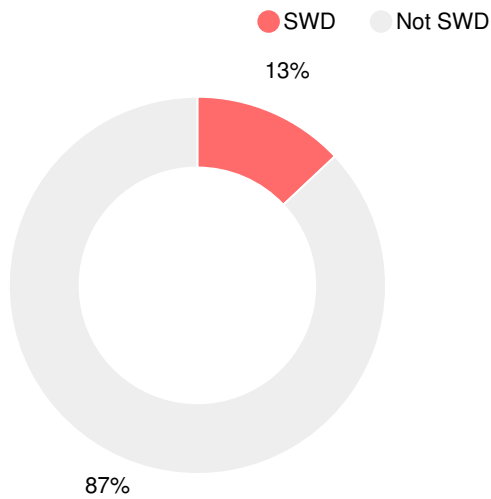
Race/Ethnicity



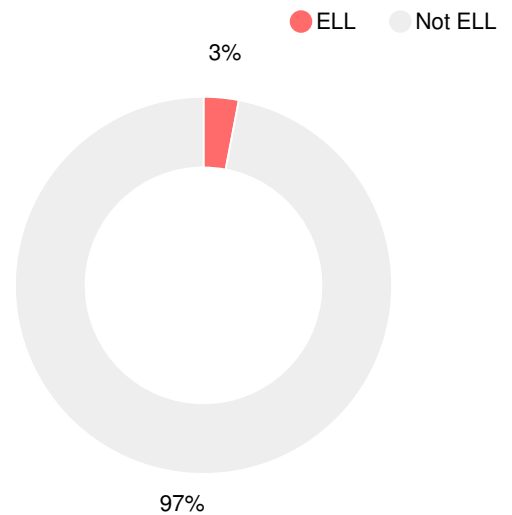
Economically Disadvantaged (ED)



Students with Disability (SWD)



English Language Learners (ELL)



# Elementary

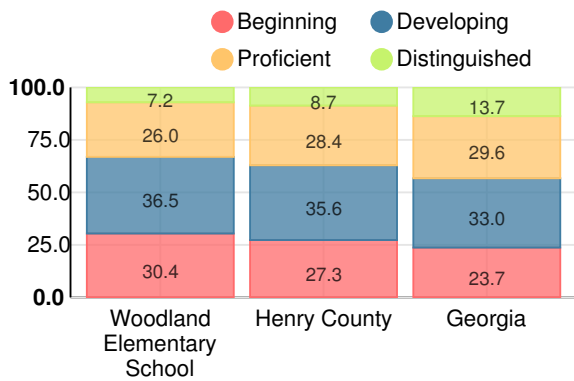
## CCRPI Score

### Woodland Elementary School

Indicator	2019
Content Mastery	54.1
Progress	73.1
Closing Gaps	31.3
Readiness	79.2
<b>CCRPI Score</b>	<b>62.4</b>

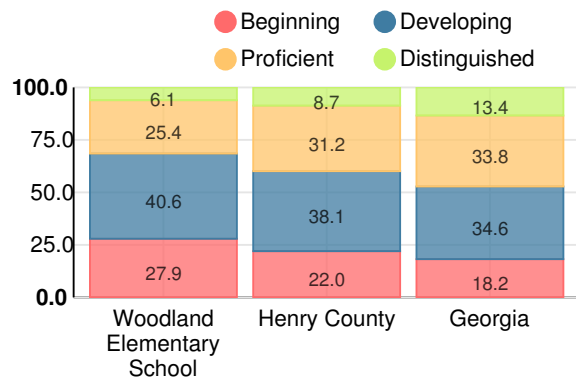
### English

Percent of students scoring in each performance level on 2019 Georgia Milestones for elementary grades



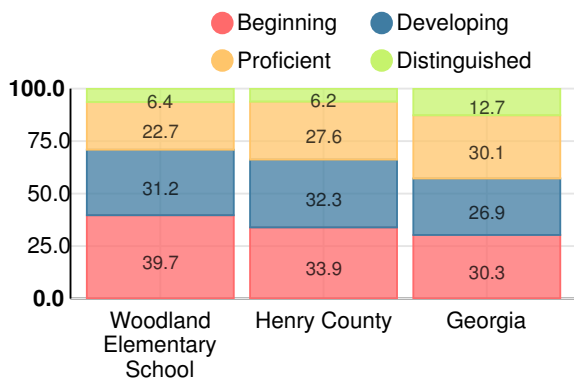
### Mathematics

Percent of students scoring in each performance level on 2019 Georgia Milestones for elementary grades



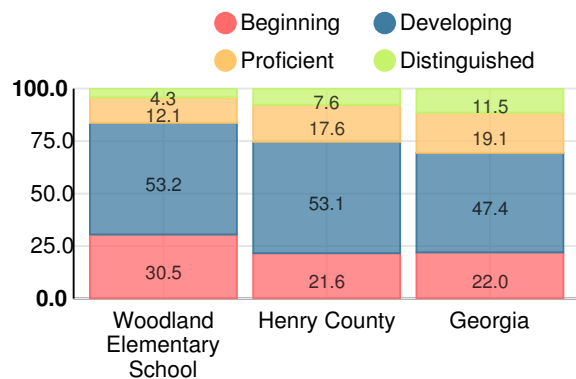
### Science

Percent of students scoring in each performance level on 2019 Georgia Milestones for elementary grades



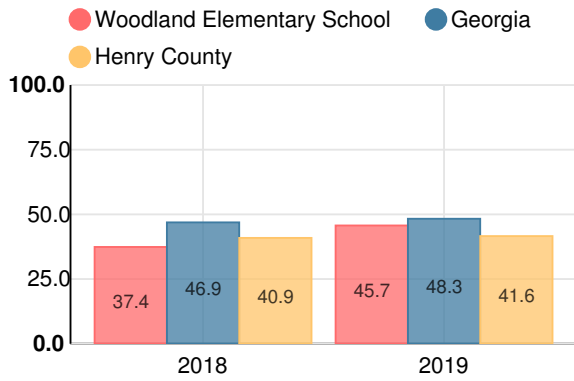
### Social Studies

Percent of students scoring in each performance level on 2019 Georgia Milestones for elementary grades



**Reading at or above the Grade Level Target  
(3rd Grade)**

Percent of students in grade 3 achieving Lexile measure equal to or greater than 670



**Reading at or above the Grade Level Target  
(5th Grade)**

Percent of students in grade 5 achieving Lexile measure equal to or greater than 920

