




East Jackson Comprehensive High School

 1435 Hoods Mill Road, Commerce, GA 30529

 706-336-8900

 Grades: 8-12

 Enrollment: 1250 students

Note: For information on educator qualifications and other federal reporting requirements, [click here](#).

Discipline data are available in the [K-12 Student Discipline Dashboard](#).

Performance Snapshot

- East Jackson Comprehensive High School's **overall performance is higher than 71% of schools in the state** and is higher than its district.
- Its middle school students' **academic growth is higher than 15% of middle schools in the state** and lower than its district.
- Its high school students' **academic growth is higher than 87% of high schools in the state** and similar to its district.
- **53.4% of its 8th grade students are reading at or above the grade level target.**
- **Its four-year graduation rate is 97.4%**, which is higher than **94% of high schools in the state** and similar to its district.
- **61.2% of graduates are college and career ready.**

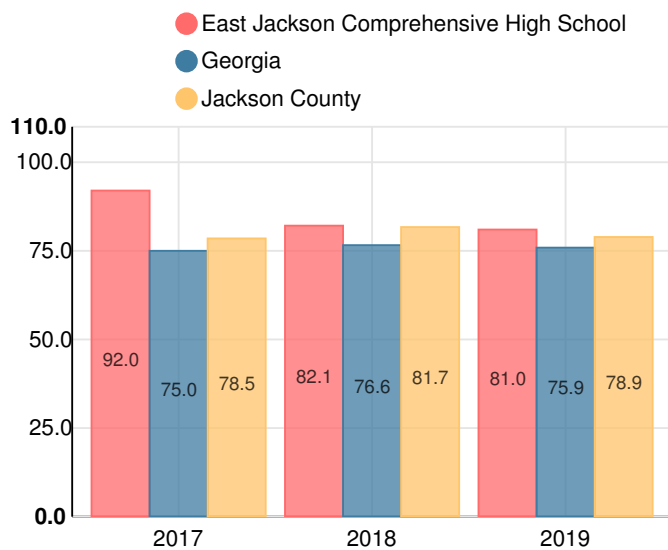
School Wide

B81

Year	East Jackson Comprehensive High School
2019	B
2018	B
2017	A
2016	B
2015	B

Grade conversion	
A	90 - 100
B	80 - 89.9
C	70 - 79.9
D	60 - 69.9
F	0 - 59.9

CCRPI Single Score



Student Mobility Rate

13.1%

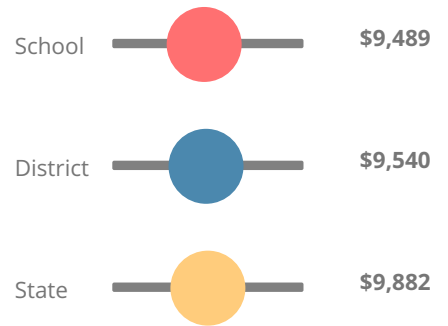
School Climate Star Rating



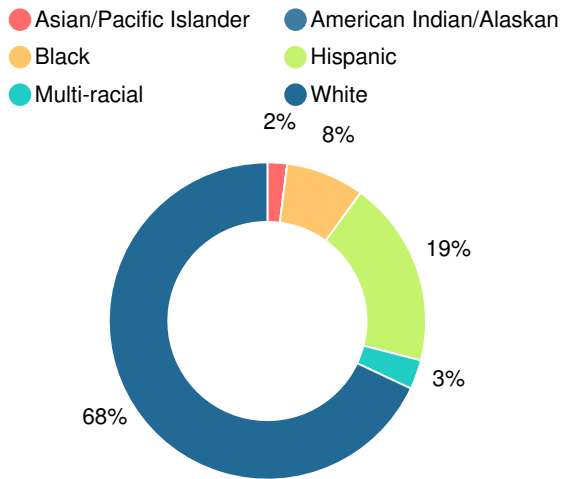
Financial Efficiency Star Rating



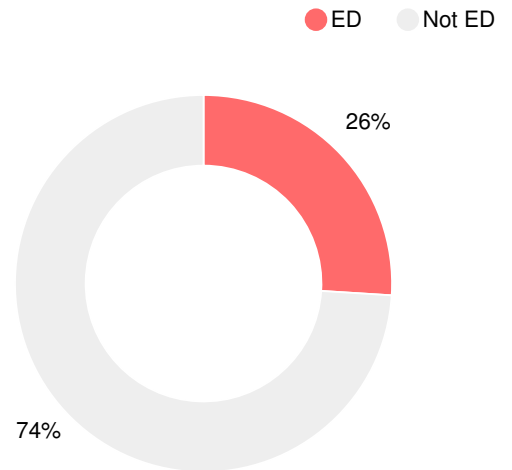
Per Pupil Expenditures



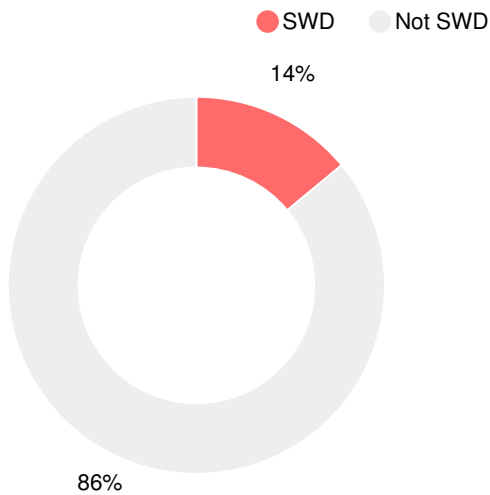
Race/Ethnicity



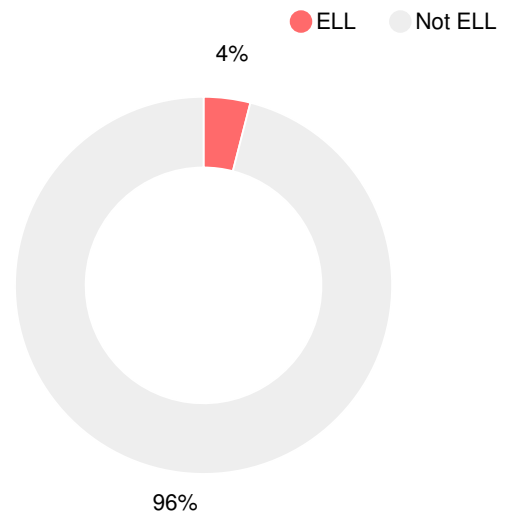
Economically Disadvantaged (ED)



Students with Disability (SWD)



English Language Learners (ELL)



Middle School

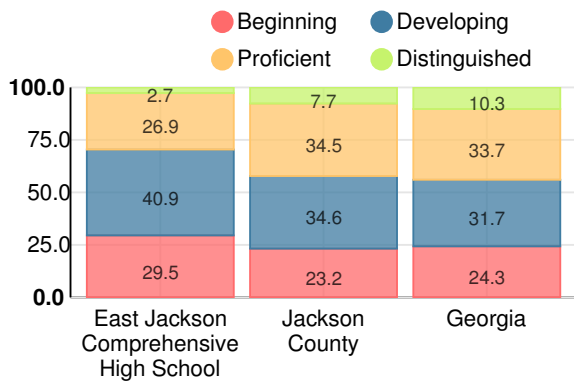
CCRPI Score

East Jackson Comprehensive High School

Indicator	2019
Content Mastery	58.4
Progress	71.4
Closing Gaps	28.6
Readiness	80.5
CCRPI Score	62.9

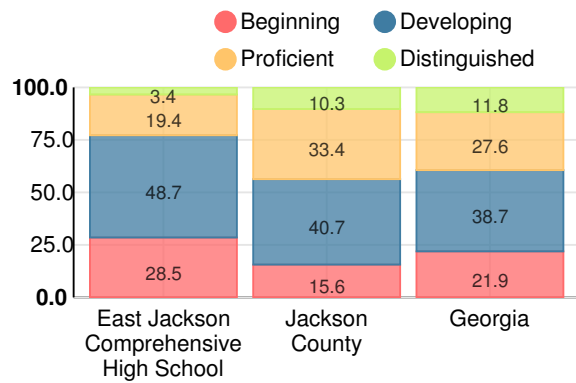
English

Percent of students scoring in each performance level on 2019 Georgia Milestones for middle school grades



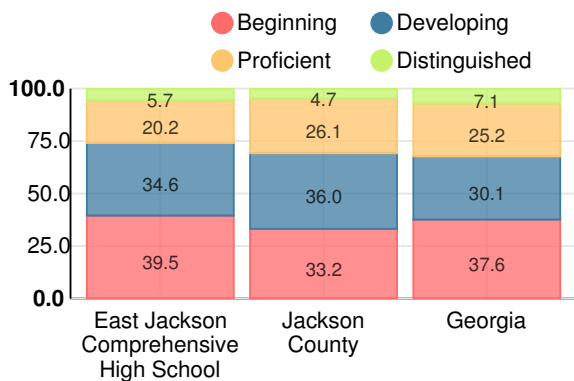
Mathematics

Percent of students scoring in each performance level on 2019 Georgia Milestones for middle school grades



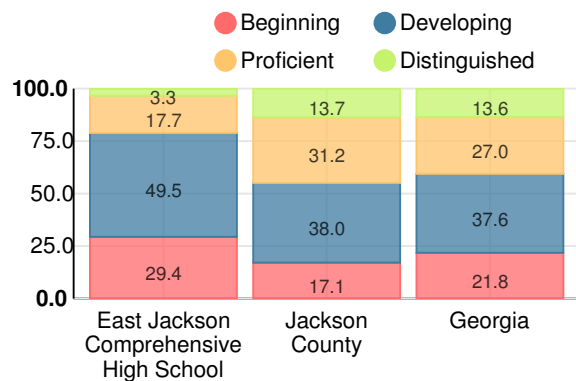
Science

Percent of students scoring in each performance level on 2019 Georgia Milestones for middle school grades



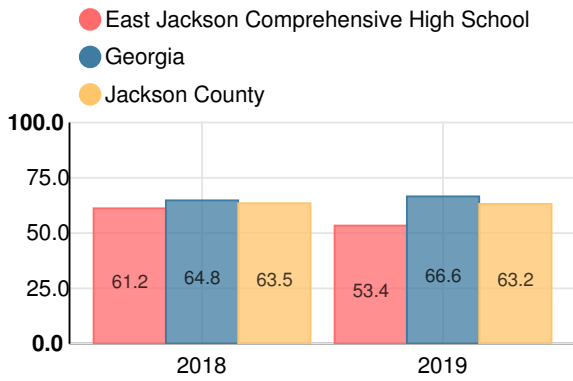
Social Studies

Percent of students scoring in each performance level on 2019 Georgia Milestones for middle school grades



Reading at or above the Grade Level Target (8th Grade)

Percent of students in grade 8 achieving Lexile measure greater than 1097



High School

CCRPI Score

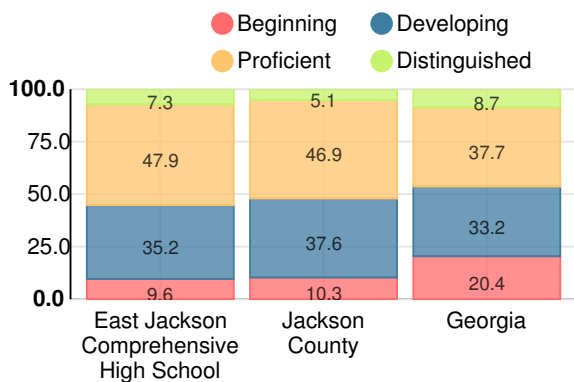
East Jackson Comprehensive High School

Indicator	2019
Content Mastery	82.6
Progress	91.7
Closing Gaps	87.0
Readiness	76.5
Graduation Rate	97.9
CCRPI Score	87.2

American Literature & Composition

Percent of students scoring in each performance level on 2019

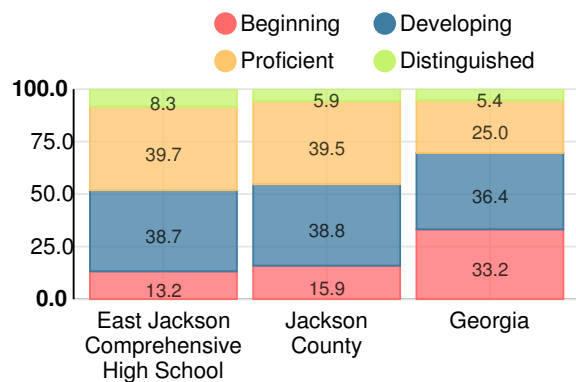
Georgia Milestones



Coordinate Algebra/Algebra I

Percent of students scoring in each performance level on 2019

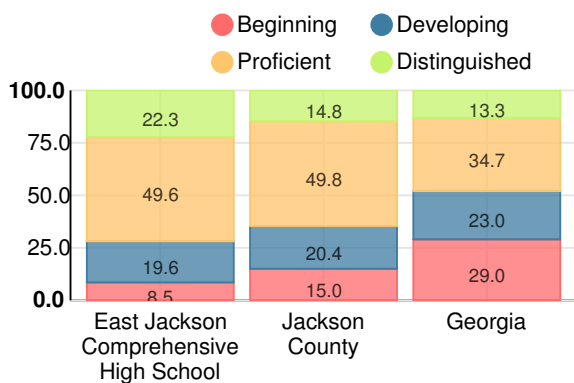
Georgia Milestones



Biology

Percent of students scoring in each performance level on 2019

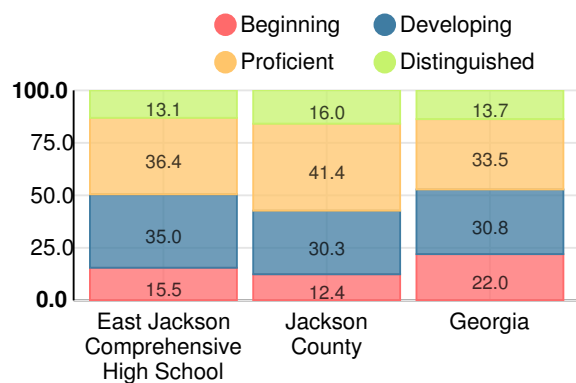
Georgia Milestones



US History

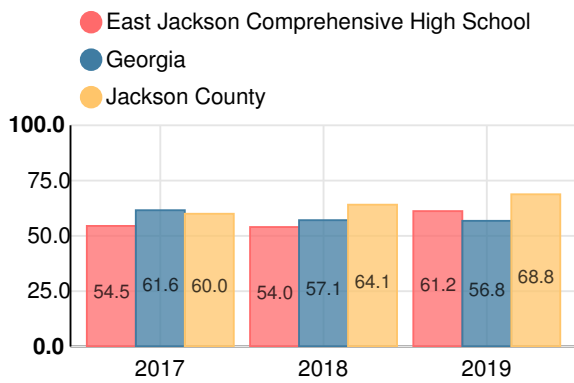
Percent of students scoring in each performance level on 2019

Georgia Milestones



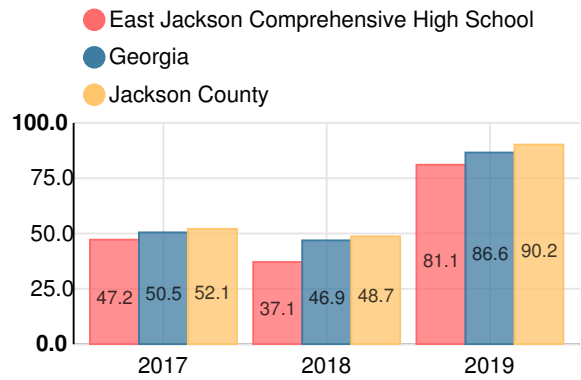
College & Career Readiness

Percent of 12th grade students who are college and career ready

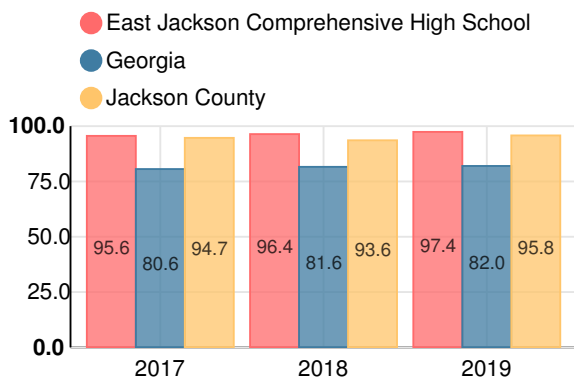


Accelerated Course Taking

Percent of high school graduates earning high school credit for accelerated enrollment



Four-Year Graduation Rate



College Enrollment Rate

