



Lamar County Elementary School

 228 Roberta Dr, Barnesville, GA 30204

 770-358-5556

 Grades: 3-5

 Enrollment: 597 students

Note: For information on educator qualifications and other federal reporting requirements, [click here](#).
 Discipline data are available in the [K-12 Student Discipline Dashboard](#).

Performance Snapshot

- Lamar County Elementary School's **overall performance is higher than 5% of schools in the state** and is lower than its district.
- Its students' **academic growth is higher than 1% of schools in the state**.
- 45.1% of its 3rd grade students are reading at or above the grade level target**.

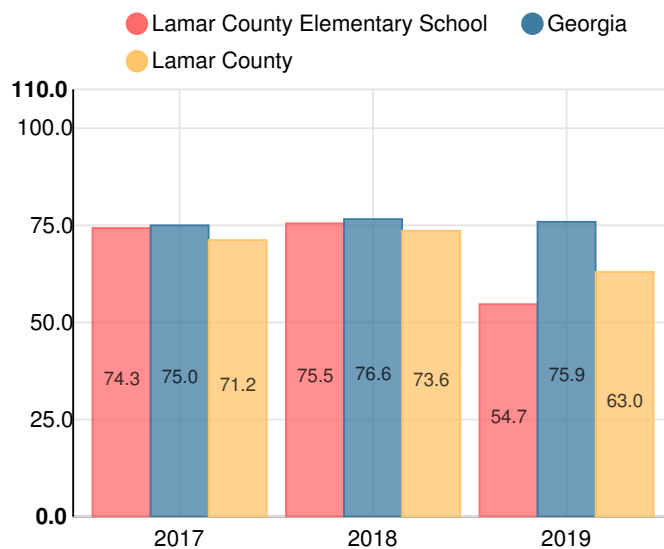
School Wide

F54.7

Year	Lamar County Elementary School
2019	F
2018	C
2017	C
2016	D
2015	D

Grade conversion	
A	90 - 100
B	80 - 89.9
C	70 - 79.9
D	60 - 69.9
F	0 - 59.9

CCRPI Single Score



Student Mobility Rate

14.5%

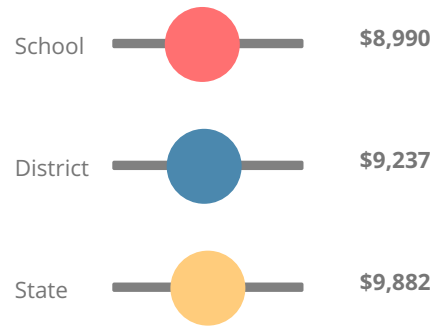
School Climate Star Rating



Financial Efficiency Star Rating

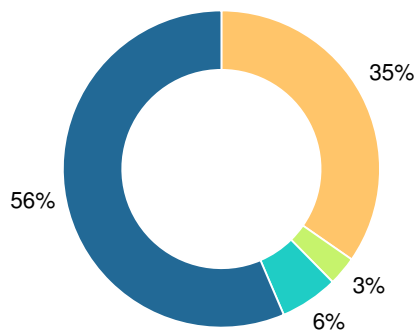


Per Pupil Expenditures



Race/Ethnicity

- Asian/Pacific Islander
- American Indian/Alaskan
- Black
- Hispanic
- Multi-racial
- White



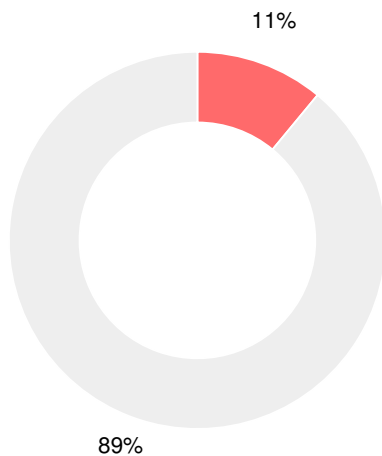
Economically Disadvantaged (ED)

- ED
- Not ED



Students with Disability (SWD)

- SWD
- Not SWD



English Language Learners (ELL)

- ELL
- Not ELL



Elementary

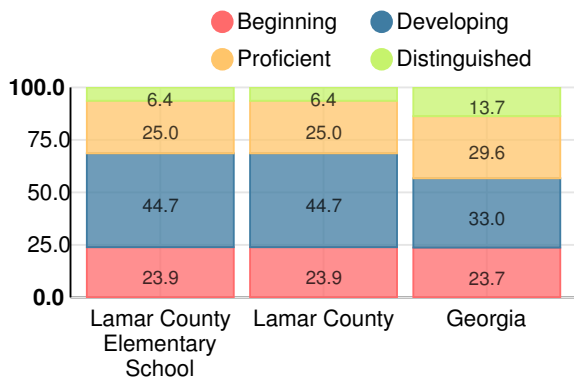
CCRPI Score

Lamar County Elementary School

Indicator	2019
Content Mastery	60.0
Progress	49.9
Closing Gaps	22.7
Readiness	79.2
CCRPI Score	54.7

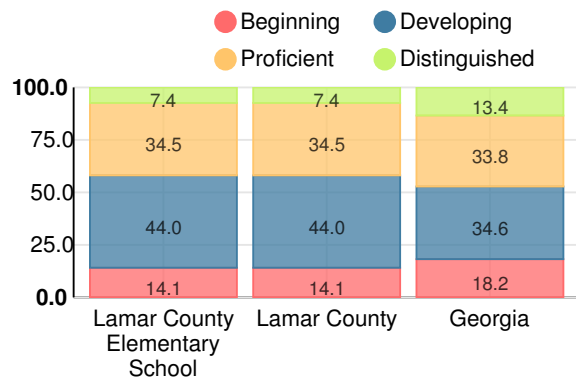
English

Percent of students scoring in each performance level on 2019 Georgia Milestones for elementary grades



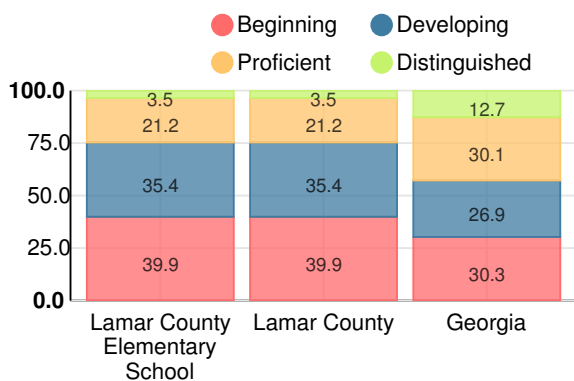
Mathematics

Percent of students scoring in each performance level on 2019 Georgia Milestones for elementary grades



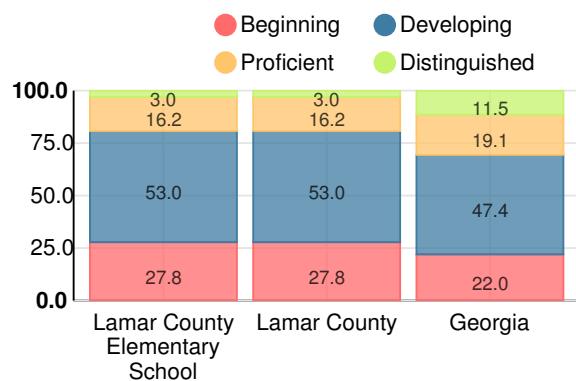
Science

Percent of students scoring in each performance level on 2019 Georgia Milestones for elementary grades



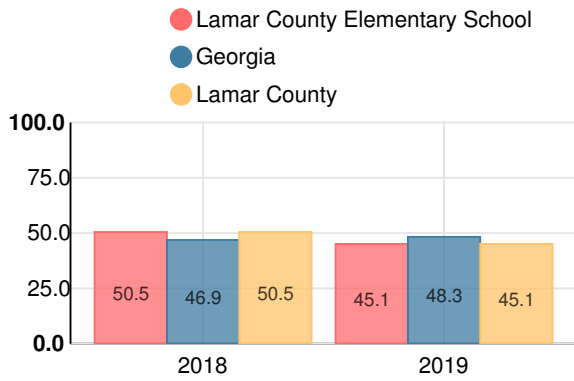
Social Studies

Percent of students scoring in each performance level on 2019 Georgia Milestones for elementary grades



**Reading at or above the Grade Level Target
(3rd Grade)**

Percent of students in grade 3 achieving Lexile measure equal to or greater than 670



**Reading at or above the Grade Level Target
(5th Grade)**

Percent of students in grade 5 achieving Lexile measure equal to or greater than 920

