



Blackburn Elementary School

 45 Blackburn Rd, Dawsonville, GA 30534

 706-864-8180

 Grades: K-5

 Enrollment: 743 students

Note: For information on educator qualifications and other federal reporting requirements, [click here](#).
 Discipline data are available in the [K-12 Student Discipline Dashboard](#).

Performance Snapshot

- Blackburn Elementary School's **overall performance is higher than 78% of schools in the state** and is higher than its district.
- Its students' **academic growth is higher than 83% of schools in the state** and higher than its district.
- 55.3% of its 3rd grade students are reading at or above the grade level target.**
- Blackburn Elementary School is **Beating the Odds**, meaning that it performs better than similar schools.

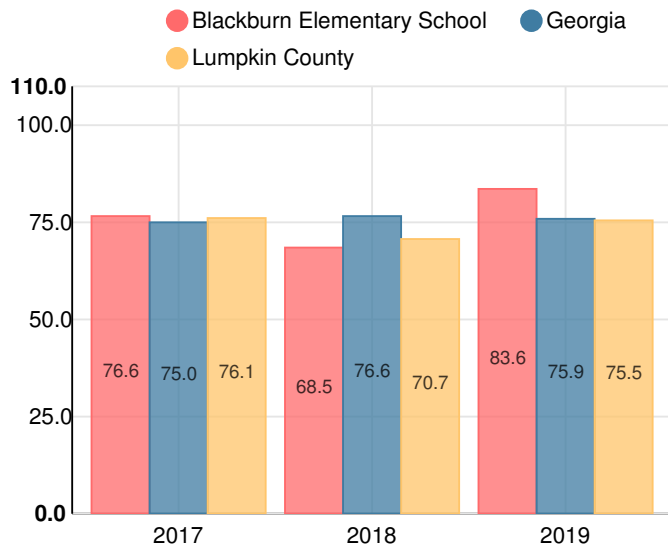
School Wide

B83.6

Year	Blackburn Elementary School
2019	B
2018	D
2017	C
2016	A
2015	B

Grade conversion	
A	90 - 100
B	80 - 89.9
C	70 - 79.9
D	60 - 69.9
F	0 - 59.9

CCRPI Single Score



Student Mobility Rate

14.0%

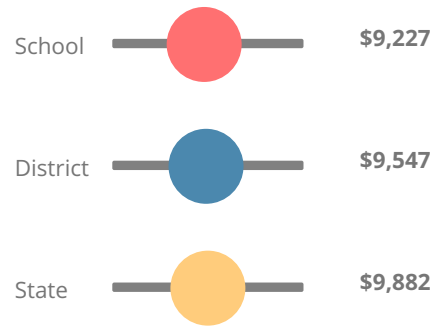
School Climate Star Rating



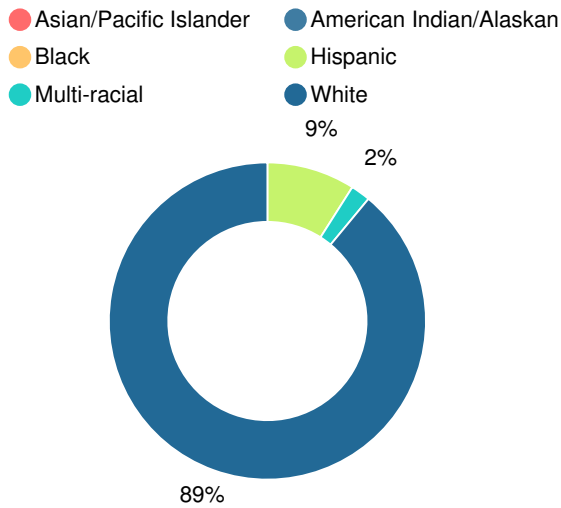
Financial Efficiency Star Rating



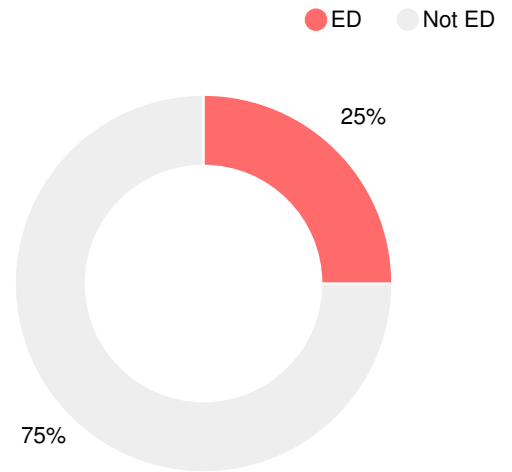
Per Pupil Expenditures



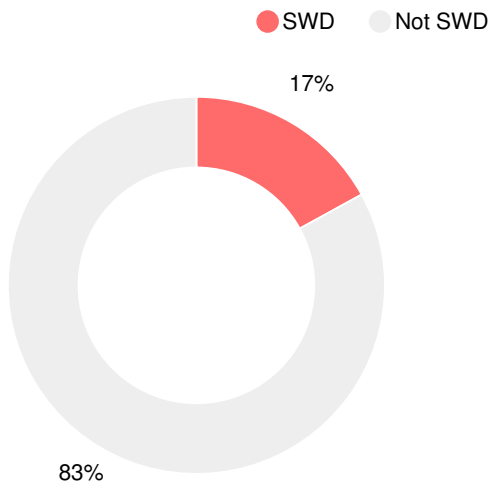
Race/Ethnicity



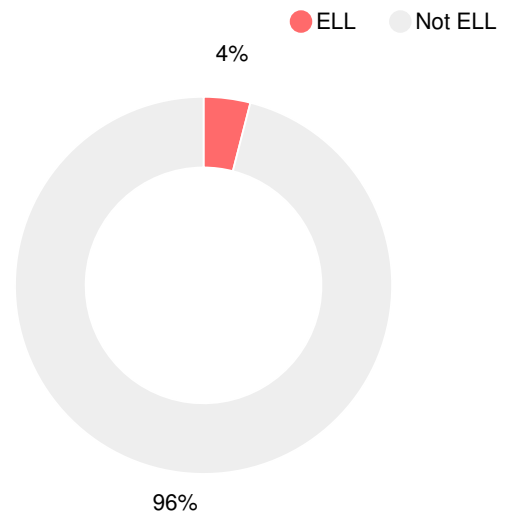
Economically Disadvantaged (ED)



Students with Disability (SWD)



English Language Learners (ELL)



Elementary

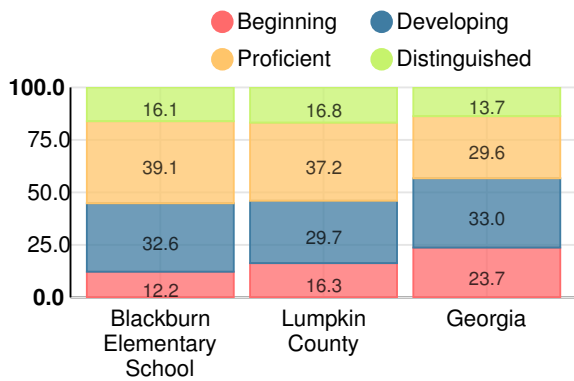
CCRPI Score

Blackburn Elementary School

Indicator	2019
Content Mastery	79.0
Progress	93.0
Closing Gaps	70.0
Readiness	84.2
CCRPI Score	83.6

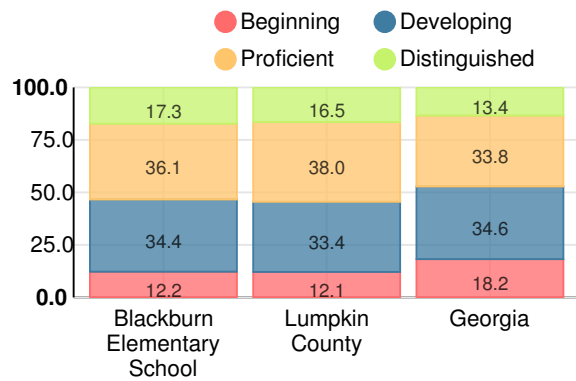
English

Percent of students scoring in each performance level on 2019
Georgia Milestones for elementary grades



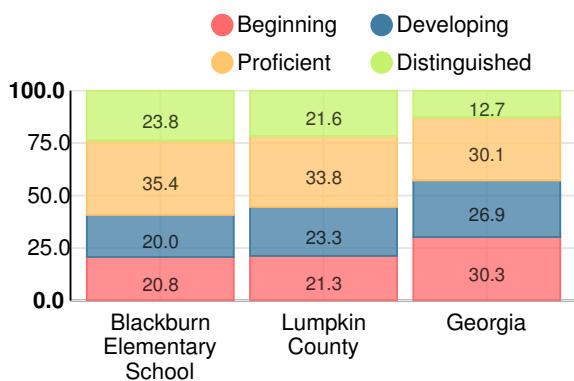
Mathematics

Percent of students scoring in each performance level on 2019
Georgia Milestones for elementary grades



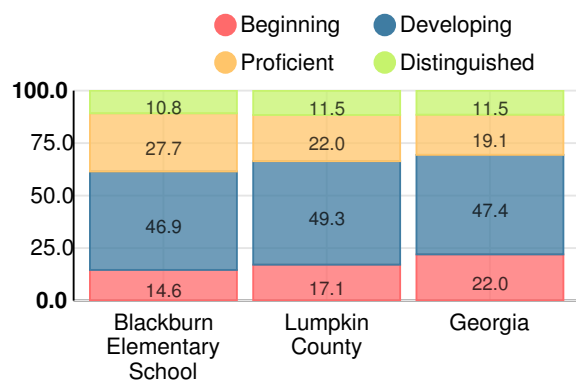
Science

Percent of students scoring in each performance level on 2019
Georgia Milestones for elementary grades



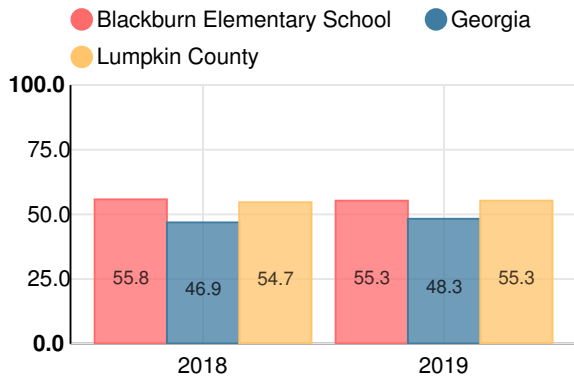
Social Studies

Percent of students scoring in each performance level on 2019
Georgia Milestones for elementary grades



**Reading at or above the Grade Level Target
(3rd Grade)**

Percent of students in grade 3 achieving Lexile measure equal to or greater than 670



**Reading at or above the Grade Level Target
(5th Grade)**

Percent of students in grade 5 achieving Lexile measure equal to or greater than 920

