


Byron Middle School

 201 Linda Drive, Byron, GA 31008

 (478)825-9660

 Grades: 6-8

 Enrollment: 405 students

 Greatest Gains (Gold)

Note: For information on educator qualifications and other federal reporting requirements, [click here](#). Discipline data are available in the [K-12 Student Discipline Dashboard](#).

Performance Snapshot

- Byron Middle School's **overall performance is higher than 87% of schools in the state** and is higher than its district.
- Its students' **academic growth is higher than 99% of schools in the state** and higher than its district.
- **68.7% of its 8th grade students are reading at or above the grade level target.**
- Byron Middle School is **Beating the Odds**, meaning that it performs better than similar schools.

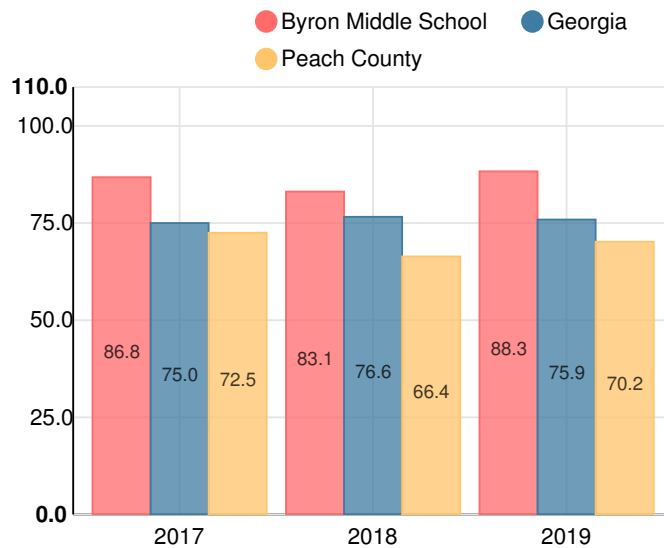
School Wide

B88.3

Year	Byron Middle School
2019	B
2018	B
2017	B
2016	B
2015	C

Grade conversion	
A	90 - 100
B	80 - 89.9
C	70 - 79.9
D	60 - 69.9
F	0 - 59.9

CCRPI Single Score



Student Mobility Rate

13.8%

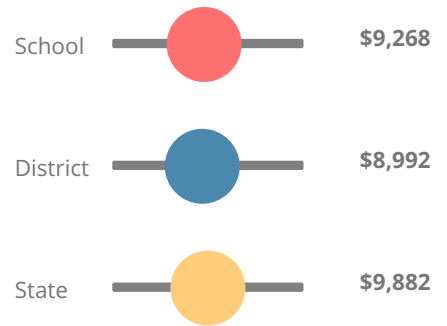
School Climate Star Rating



Financial Efficiency Star Rating

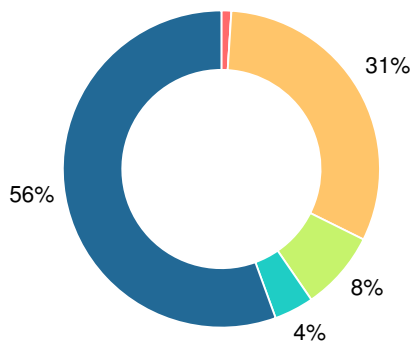


Per Pupil Expenditures



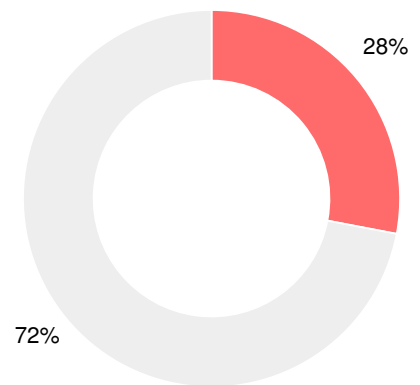
Race/Ethnicity

- Asian/Pacific Islander
- American Indian/Alaskan
- Black
- Hispanic
- Multi-racial
- White



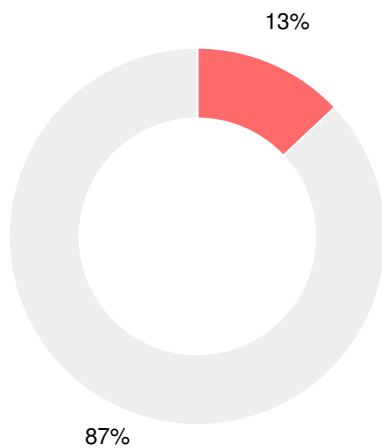
Economically Disadvantaged (ED)

- ED
- Not ED



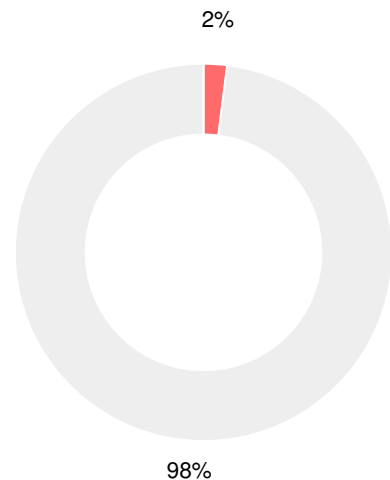
Students with Disability (SWD)

- SWD
- Not SWD



English Language Learners (ELL)

- ELL
- Not ELL



Middle School

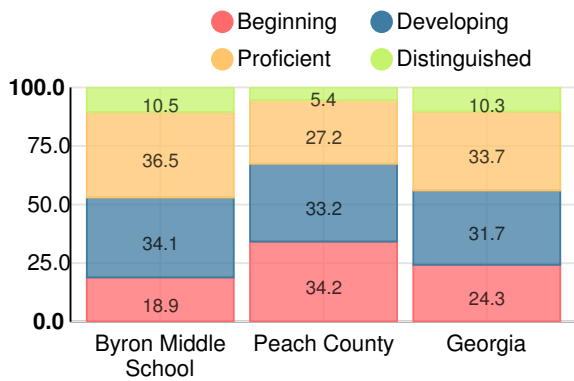
CCRPI Score

Byron Middle School

Indicator	2019
Content Mastery	76.1
Progress	99.4
Closing Gaps	92.5
Readiness	83.8
CCRPI Score	88.3

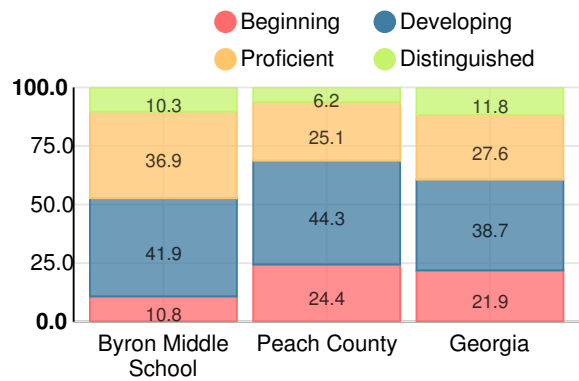
English

Percent of students scoring in each performance level on 2019 Georgia Milestones for middle school grades



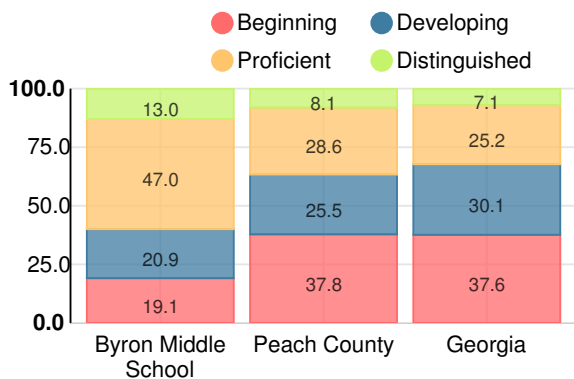
Mathematics

Percent of students scoring in each performance level on 2019 Georgia Milestones for middle school grades



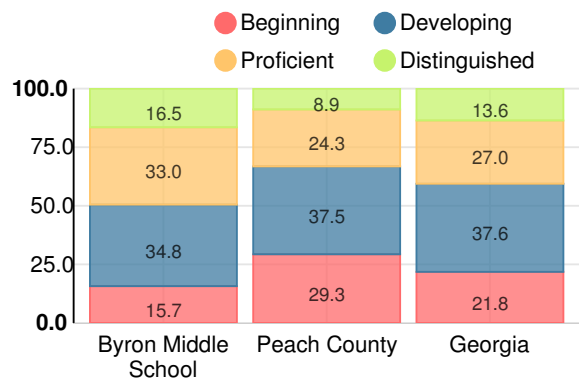
Science

Percent of students scoring in each performance level on 2019 Georgia Milestones for middle school grades



Social Studies

Percent of students scoring in each performance level on 2019 Georgia Milestones for middle school grades



Reading at or above the Grade Level Target (8th Grade)

Percent of students in grade 8 achieving Lexile measure greater than 1097

