


Hollis Hand Elementary School

 641 Country Club Rd, LaGrange, GA 30240

 (706)883-1580

 Grades: K-5

 Enrollment: 547 students

Note: For information on educator qualifications and other federal reporting requirements, [click here](#).
Discipline data are available in the [K-12 Student Discipline Dashboard](#).

Performance Snapshot

- Hollis Hand Elementary School's **overall performance is higher than 55% of schools in the state** and is higher than its district.
- Its students' **academic growth is higher than 74% of schools in the state** and higher than its district.
- 58.8% of its 3rd grade students are reading at or above the grade level target.**

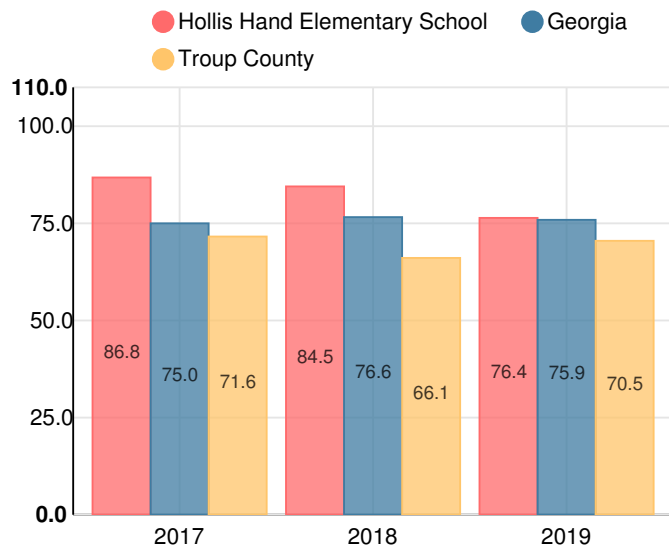
School Wide

C76.4

| Year | Hollis Hand Elementary School |
|------|-------------------------------|
| 2019 | C |
| 2018 | B |
| 2017 | B |
| 2016 | A |
| 2015 | B |

| Grade conversion | |
|------------------|-----------|
| A | 90 - 100 |
| B | 80 - 89.9 |
| C | 70 - 79.9 |
| D | 60 - 69.9 |
| F | 0 - 59.9 |

CCRPI Single Score



Student Mobility Rate

14.7%

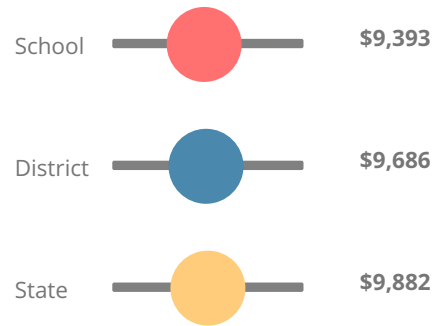
School Climate Star Rating



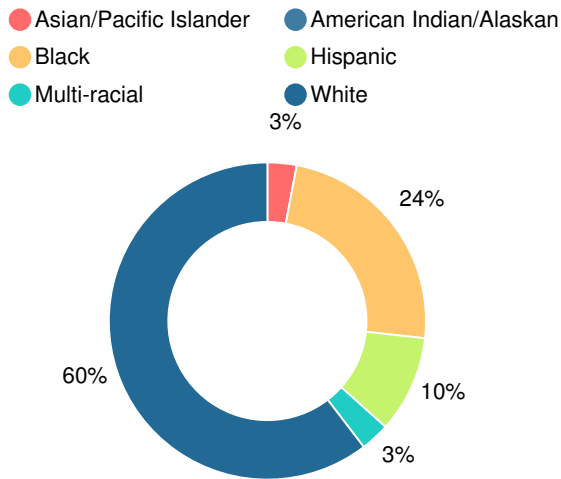
Financial Efficiency Star Rating



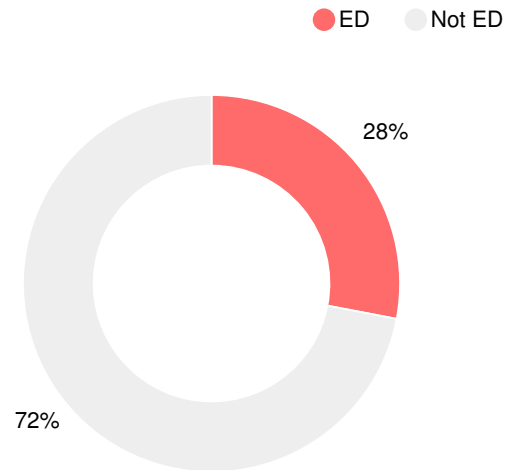
Per Pupil Expenditures



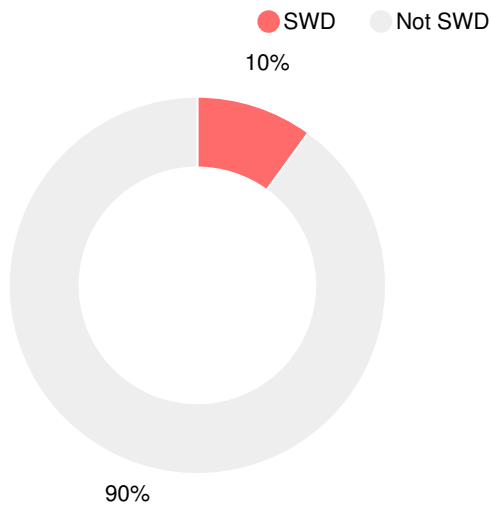
Race/Ethnicity



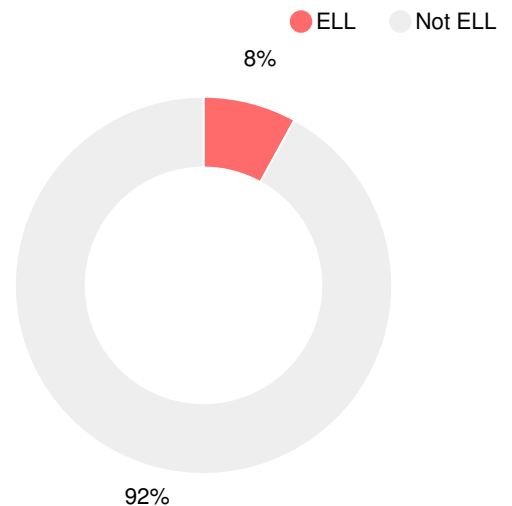
Economically Disadvantaged (ED)



Students with Disability (SWD)



English Language Learners (ELL)



Elementary

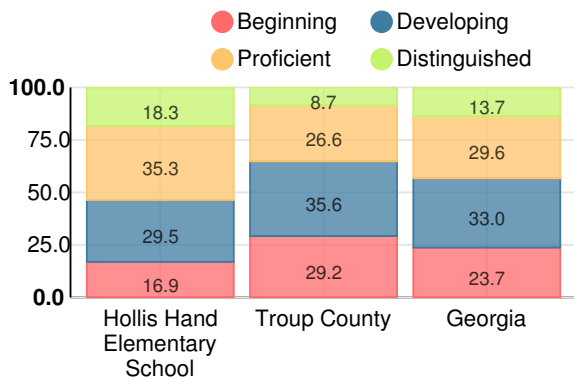
CCRPI Score

Hollis Hand Elementary School

| Indicator | 2019 |
|--------------------|-------------|
| Content Mastery | 79.1 |
| Progress | 90.0 |
| Closing Gaps | 29.2 |
| Readiness | 83.7 |
| CCRPI Score | 76.4 |

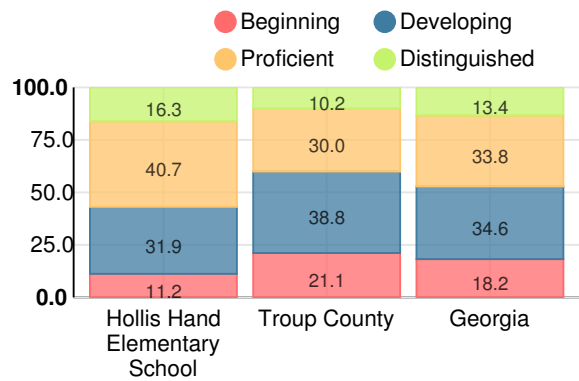
English

Percent of students scoring in each performance level on 2019 Georgia Milestones for elementary grades



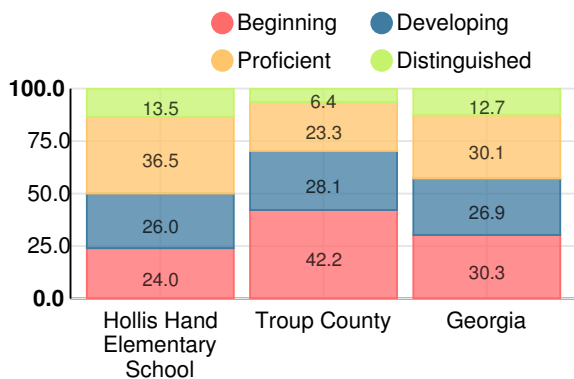
Mathematics

Percent of students scoring in each performance level on 2019 Georgia Milestones for elementary grades



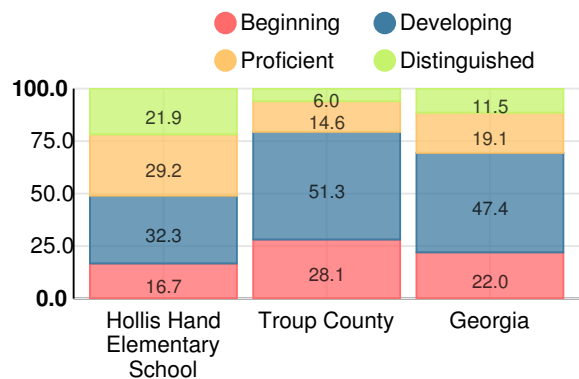
Science

Percent of students scoring in each performance level on 2019 Georgia Milestones for elementary grades



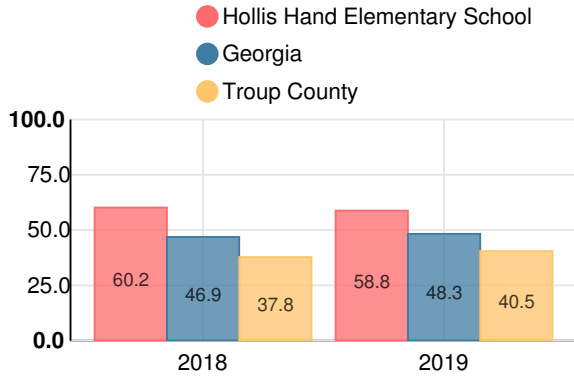
Social Studies

Percent of students scoring in each performance level on 2019 Georgia Milestones for elementary grades



**Reading at or above the Grade Level Target
(3rd Grade)**

Percent of students in grade 3 achieving Lexile measure equal to or greater than 670



**Reading at or above the Grade Level Target
(5th Grade)**

Percent of students in grade 5 achieving Lexile measure equal to or greater than 920

