


Williams Heights Elementary School

 705 Dewey St, Waycross, GA 31501

 (912)287-2399

 Grades: K-5

 Enrollment: 443 students

Note: For information on educator qualifications and other federal reporting requirements, [click here](#).
Discipline data are available in the [K-12 Student Discipline Dashboard](#).

Performance Snapshot

- Williams Heights Elementary School's **overall performance is higher than 65% of schools in the state** and is higher than its district.
- Its students' **academic growth is higher than 30% of schools in the state** and similar to its district.
- 59.5% of its 3rd grade students are reading at or above the grade level target.**
- Williams Heights Elementary School is **Beating the Odds**, meaning that it performs better than similar schools.

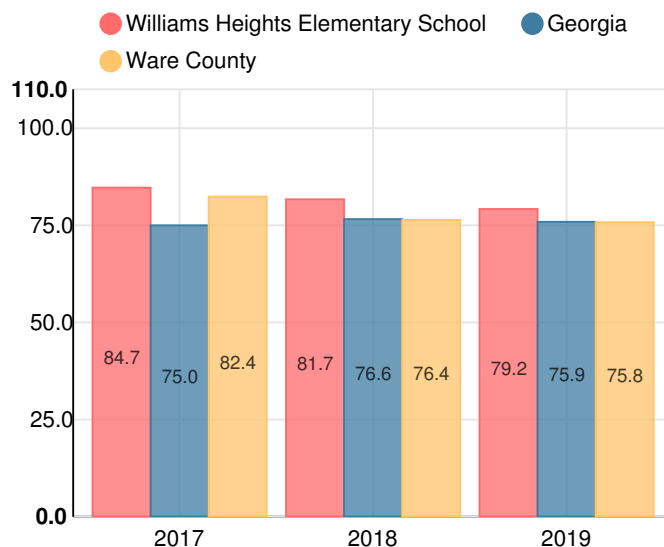
School Wide

C79.2

Year	Williams Heights Elementary School
2019	C
2018	B
2017	B
2016	B
2015	A

Grade conversion	
A	90 - 100
B	80 - 89.9
C	70 - 79.9
D	60 - 69.9
F	0 - 59.9

CCRPI Single Score



Student Mobility Rate

24.3%

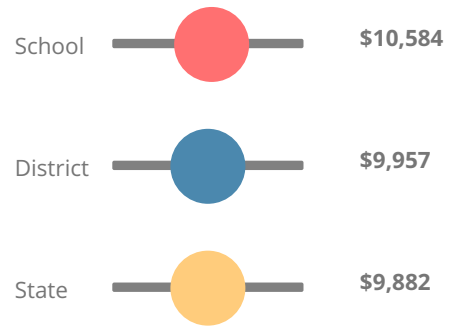
School Climate Star Rating



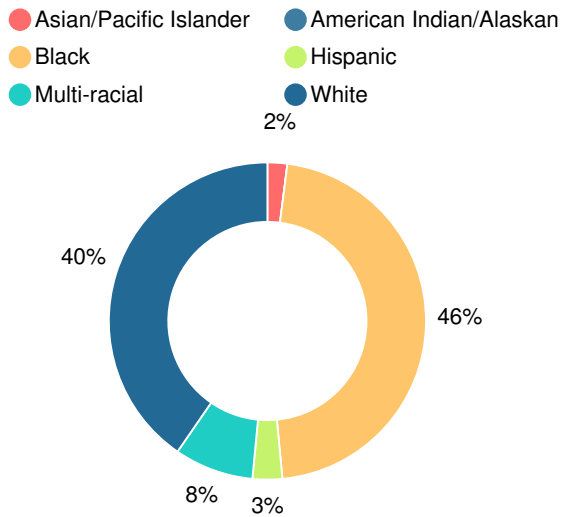
Financial Efficiency Star Rating



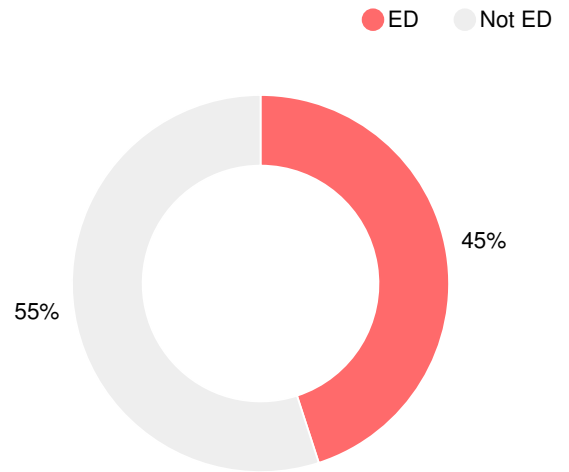
Per Pupil Expenditures



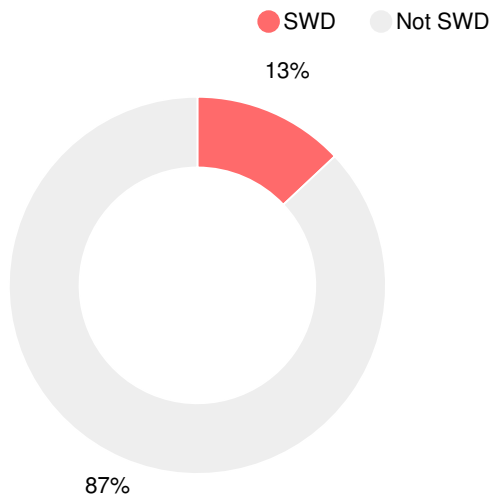
Race/Ethnicity



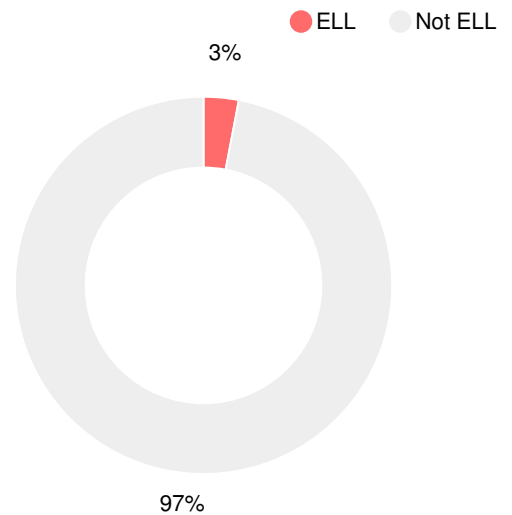
Economically Disadvantaged (ED)



Students with Disability (SWD)



English Language Learners (ELL)



Elementary

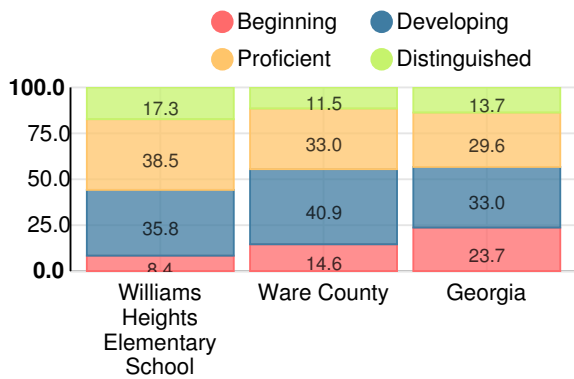
CCRPI Score

Williams Heights Elementary School

Indicator	2019
Content Mastery	79.6
Progress	77.5
Closing Gaps	72.5
Readiness	86.5
CCRPI Score	79.2

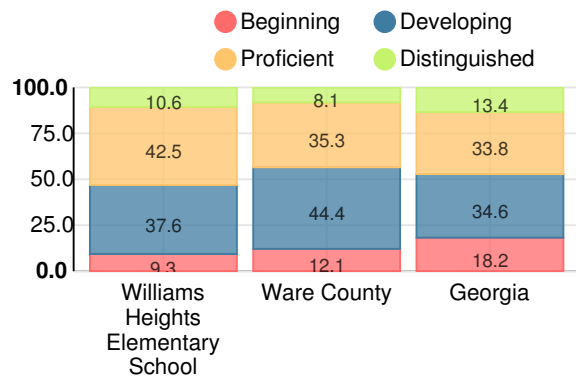
English

Percent of students scoring in each performance level on 2019 Georgia Milestones for elementary grades



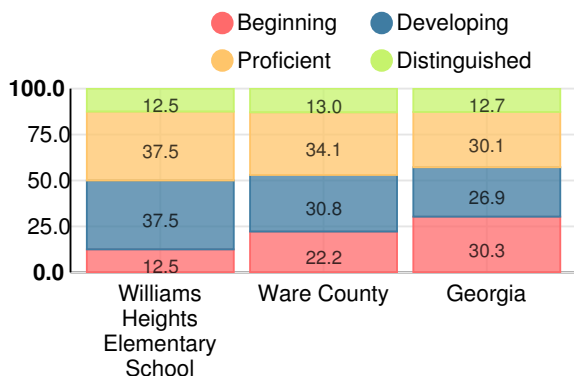
Mathematics

Percent of students scoring in each performance level on 2019 Georgia Milestones for elementary grades



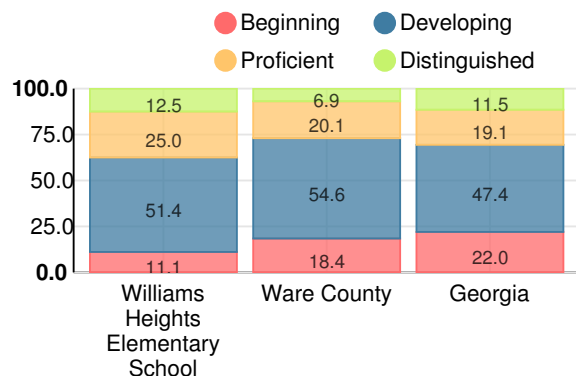
Science

Percent of students scoring in each performance level on 2019 Georgia Milestones for elementary grades



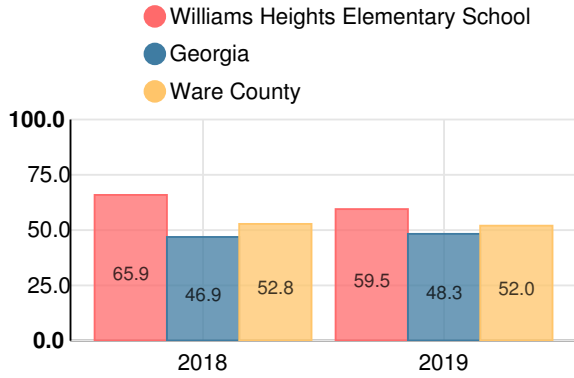
Social Studies

Percent of students scoring in each performance level on 2019 Georgia Milestones for elementary grades



**Reading at or above the Grade Level Target
(3rd Grade)**

Percent of students in grade 3 achieving Lexile measure equal to or greater than 670



**Reading at or above the Grade Level Target
(5th Grade)**

Percent of students in grade 5 achieving Lexile measure equal to or greater than 920

