



Pinevale Elementary School

 930 Lake Park Rd, Valdosta, GA 31601

 (229) 333-8535

 Grades: K-5

 Enrollment: 553 students

Note: For information on educator qualifications and other federal reporting requirements, [click here](#).
Discipline data are available in the [K-12 Student Discipline Dashboard](#).

Performance Snapshot

- Pinevale Elementary School's **overall performance is higher than 17% of schools in the state** and is lower than its district.
- Its students' **academic growth is higher than 24% of schools in the state** and lower than its district.
- **18.4% of its 3rd grade students are reading at or above the grade level target.**
- Pinevale Elementary School is **Beating the Odds**, meaning that it performs better than similar schools.

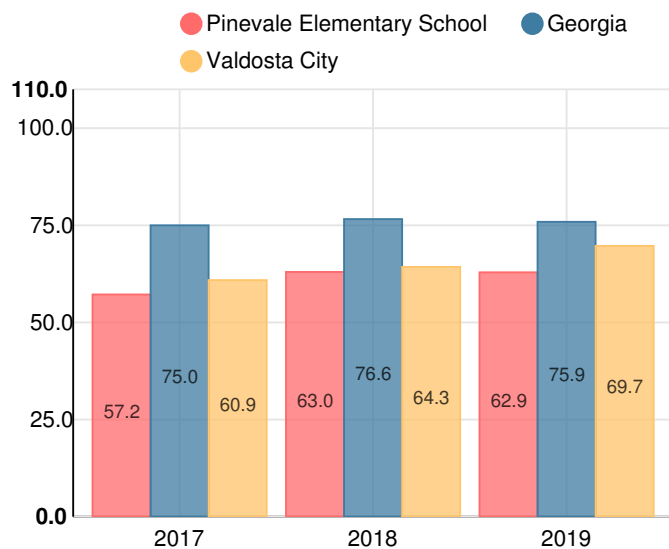
School Wide

D62.9

Year	Pinevale Elementary School
2019	D
2018	D
2017	F
2016	D
2015	C

Grade conversion	
A	90 - 100
B	80 - 89.9
C	70 - 79.9
D	60 - 69.9
F	0 - 59.9

CCRPI Single Score



Student Mobility Rate

38.3%

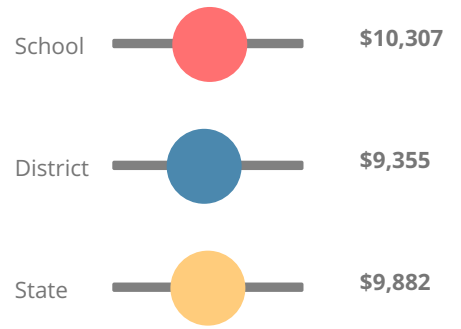
School Climate Star Rating



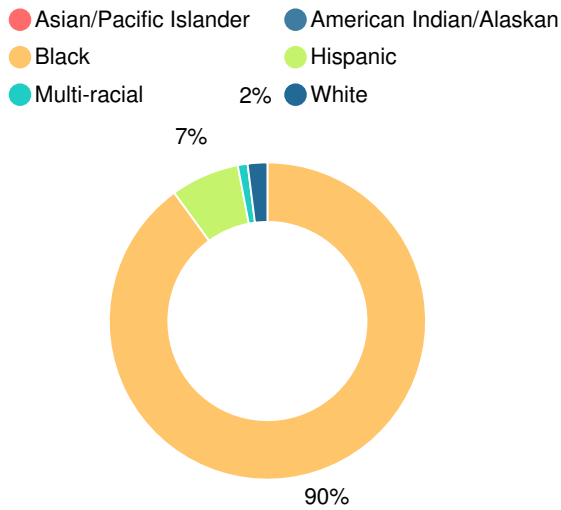
Financial Efficiency Star Rating



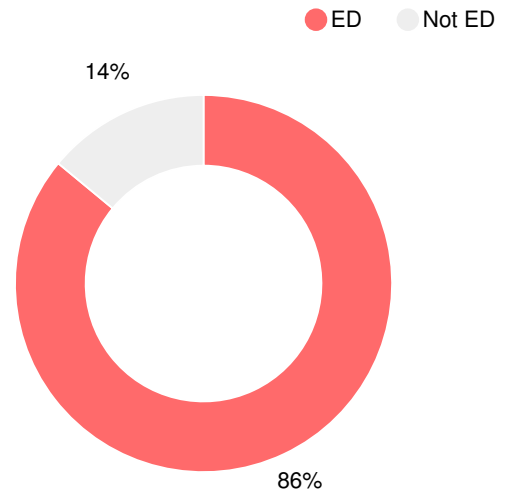
Per Pupil Expenditures



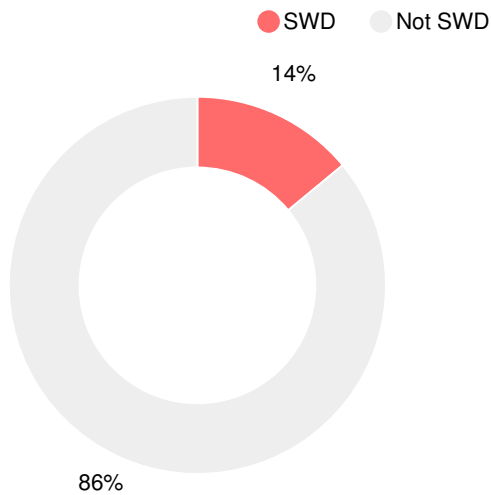
Race/Ethnicity



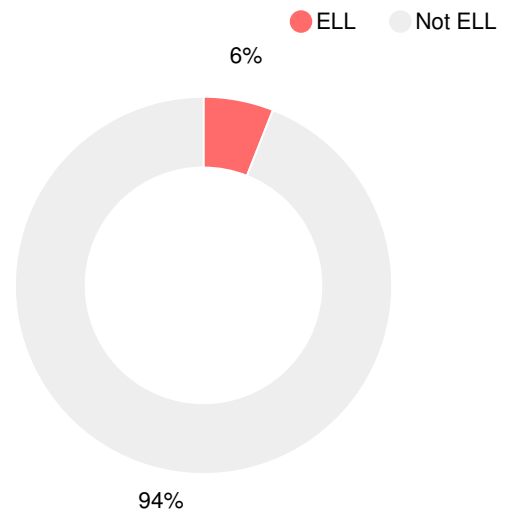
Economically Disadvantaged (ED)



Students with Disability (SWD)



English Language Learners (ELL)



Elementary

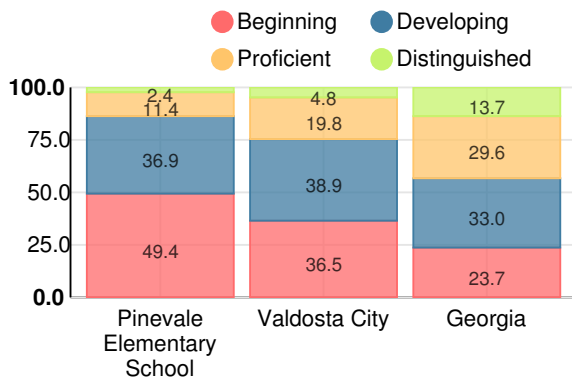
CCRPI Score

Pinevale Elementary School

Indicator	2019
Content Mastery	38.7
Progress	75.4
Closing Gaps	75.0
Readiness	68.3
CCRPI Score	62.9

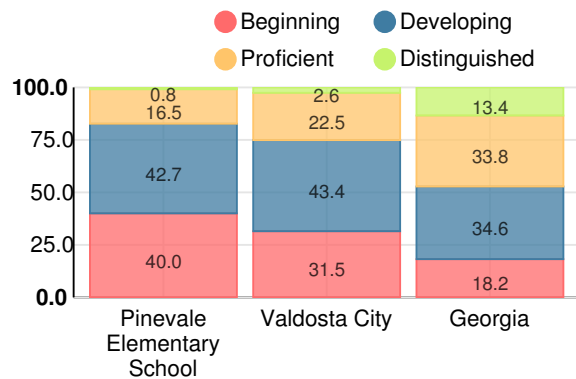
English

Percent of students scoring in each performance level on 2019
Georgia Milestones for elementary grades



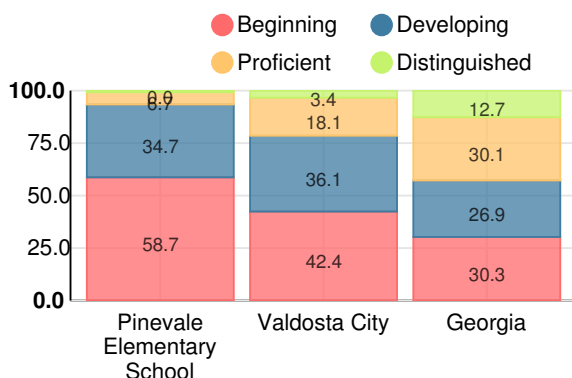
Mathematics

Percent of students scoring in each performance level on 2019
Georgia Milestones for elementary grades



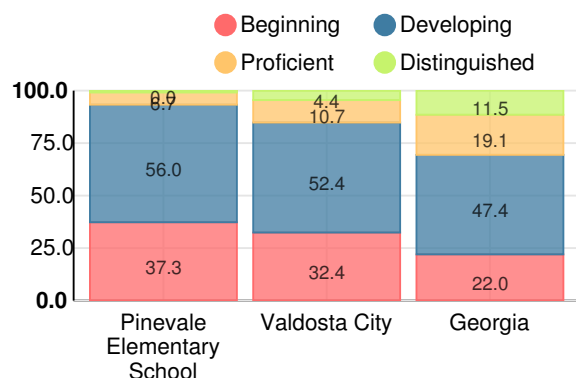
Science

Percent of students scoring in each performance level on 2019
Georgia Milestones for elementary grades



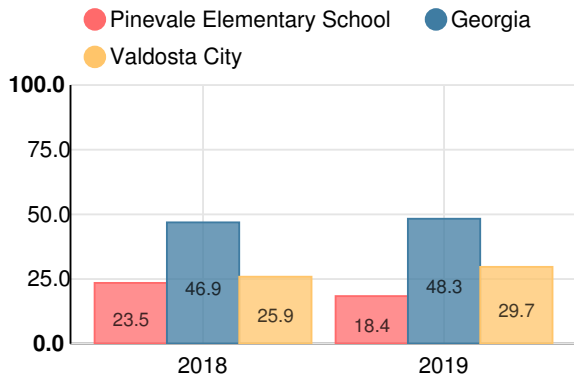
Social Studies

Percent of students scoring in each performance level on 2019
Georgia Milestones for elementary grades



**Reading at or above the Grade Level Target
(3rd Grade)**

Percent of students in grade 3 achieving Lexile measure equal to or greater than 670



**Reading at or above the Grade Level Target
(5th Grade)**

Percent of students in grade 5 achieving Lexile measure equal to or greater than 920

