




Berrien Primary School

 1427 North Davis Street, Nashville, GA 31639

 229-686-7438

 Grades: K-2

 Enrollment: 681 students

Note: For information on educator qualifications and other federal reporting requirements, [click here](#).

Discipline data are available in the [K-12 Student Discipline Dashboard](#).

Performance Snapshot

- Berrien Primary School's **overall performance is higher than 59% of schools in the state** and is higher than its district.
- Its students' **academic growth is higher than 99% of schools in the state** and higher than its district.
- Berrien Primary School is **Beating the Odds**, meaning that it performs better than similar schools.

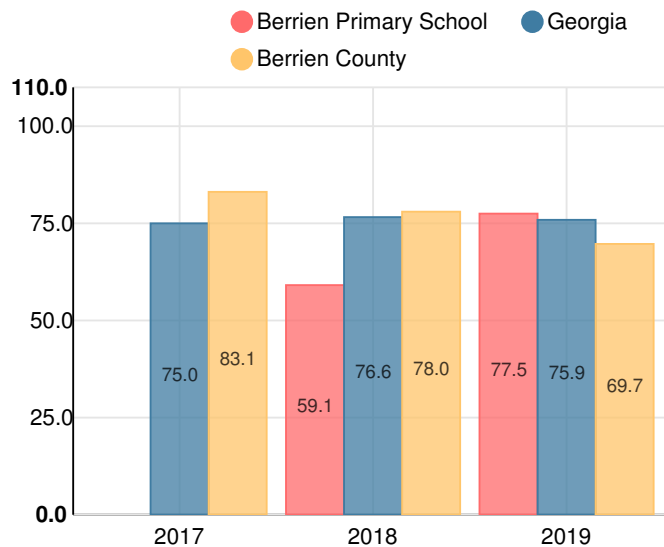
School Wide

C77.5

Year	Berrien Primary School
2019	C
2018	F
2017	-
2016	-
2015	-

Grade conversion	
A	90 - 100
B	80 - 89.9
C	70 - 79.9
D	60 - 69.9
F	0 - 59.9

CCRPI Single Score



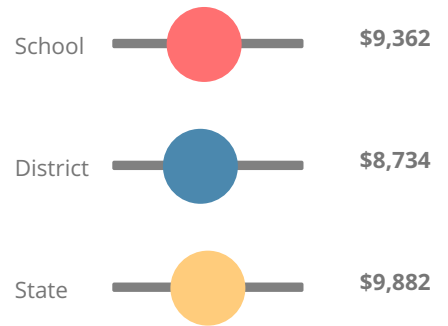
Student Mobility Rate

19.6%

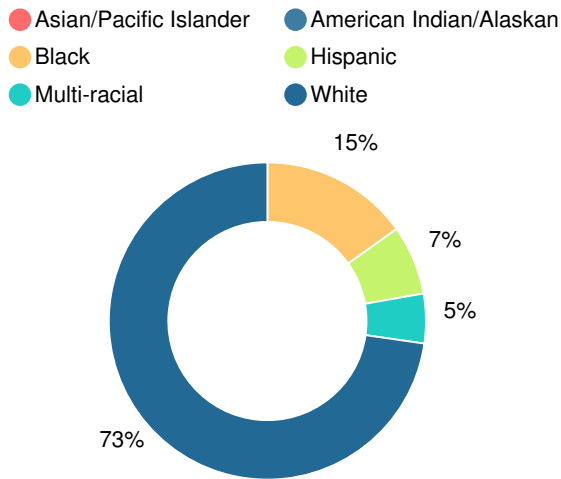
School Climate Star Rating



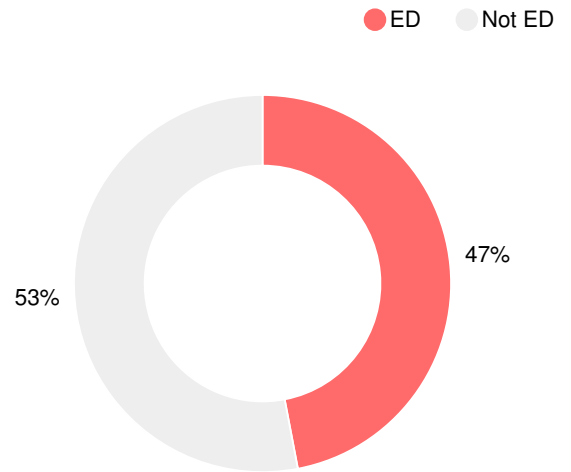
Per Pupil Expenditures



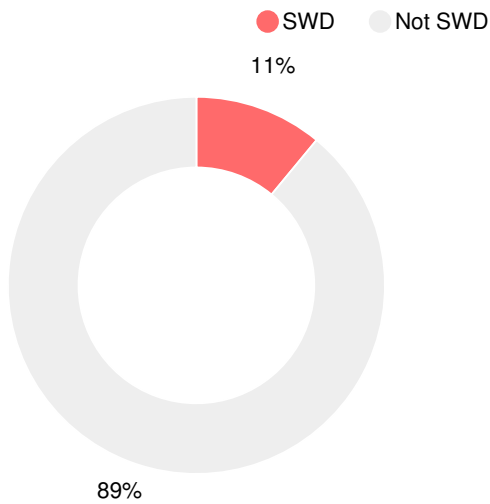
Race/Ethnicity



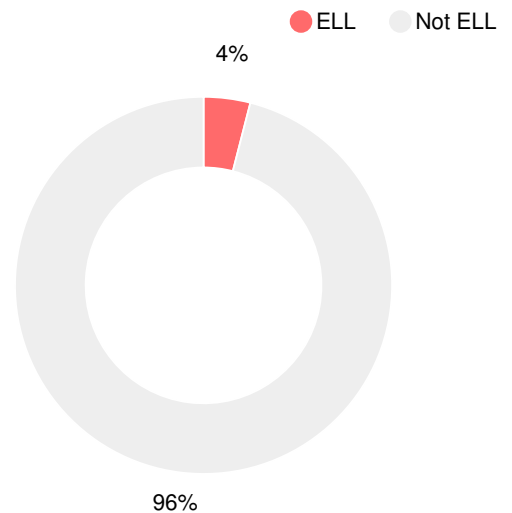
Economically Disadvantaged (ED)



Students with Disability (SWD)



English Language Learners (ELL)



Elementary

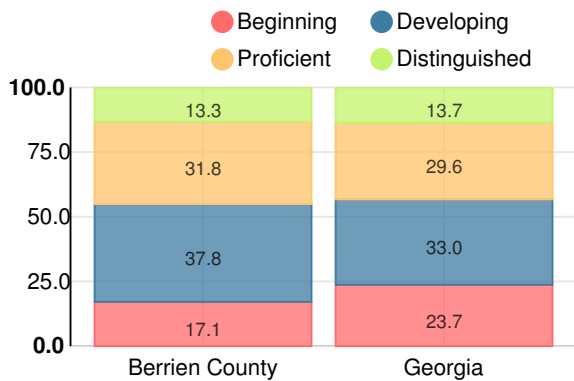
CCRPI Score

Berrien Primary School

Indicator	2019
Content Mastery	78.8
Progress	100.0
Closing Gaps	70.0
Readiness	79.5
CCRPI Score	77.5

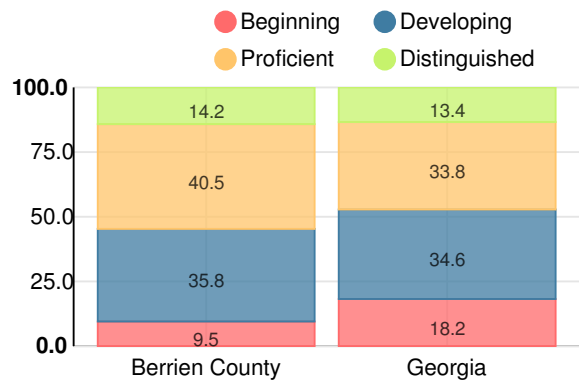
English

Percent of students scoring in each performance level on 2019 Georgia Milestones for elementary grades



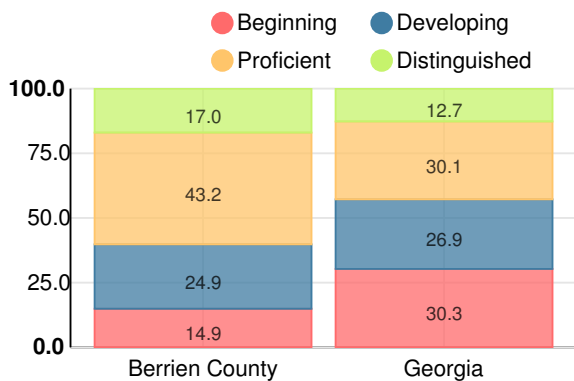
Mathematics

Percent of students scoring in each performance level on 2019 Georgia Milestones for elementary grades



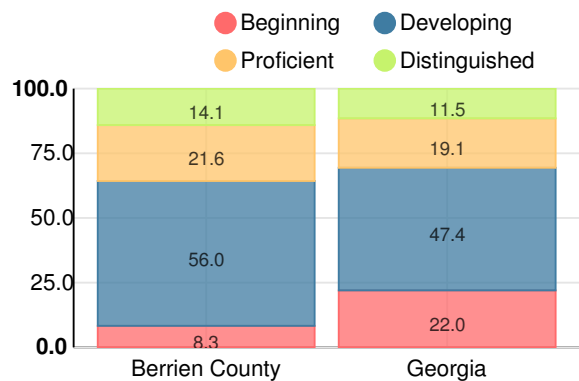
Science

Percent of students scoring in each performance level on 2019 Georgia Milestones for elementary grades



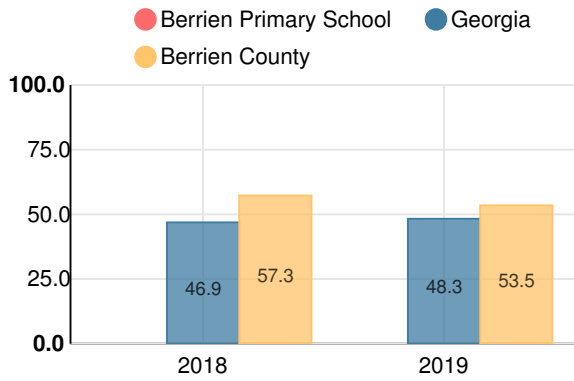
Social Studies

Percent of students scoring in each performance level on 2019 Georgia Milestones for elementary grades



**Reading at or above the Grade Level Target
(3rd Grade)**

Percent of students in grade 3 achieving Lexile measure equal to or greater than 670



**Reading at or above the Grade Level Target
(5th Grade)**

Percent of students in grade 5 achieving Lexile measure equal to or greater than 920

