



Brookdale Elementary School

 3600 Brookdale Avenue, Macon, GA 31204

 478-779-2800

 Grades: K-5

 Enrollment: 324 students

Note: For information on educator qualifications and other federal reporting requirements, [click here](#).
Discipline data are available in the [K-12 Student Discipline Dashboard](#).

Performance Snapshot

- Brookdale Elementary School's **overall performance is higher than 48% of schools in the state** and is higher than its district.
- Its students' **academic growth is higher than 82% of schools in the state** and higher than its district.
- **19.4% of its 3rd grade students are reading at or above the grade level target.**
- Brookdale Elementary School is **Beating the Odds**, meaning that it performs better than similar schools.

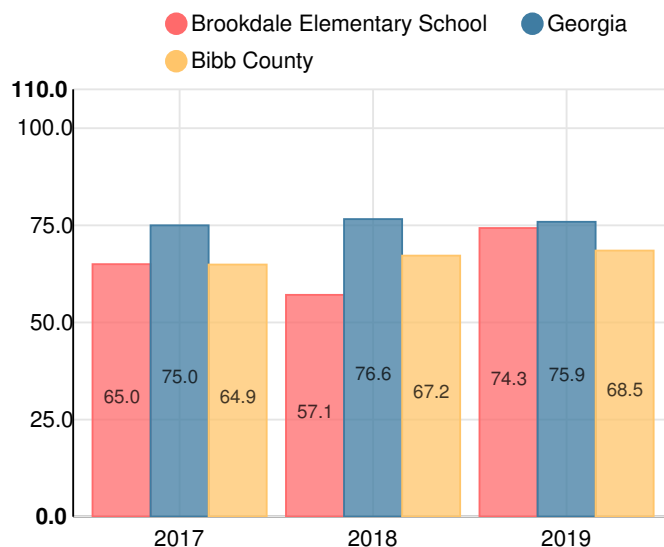
School Wide

C74.3

Year	Brookdale Elementary School
2019	C
2018	F
2017	D
2016	F
2015	F

Grade conversion	
A	90 - 100
B	80 - 89.9
C	70 - 79.9
D	60 - 69.9
F	0 - 59.9

CCRPI Single Score



Student Mobility Rate

41.8%

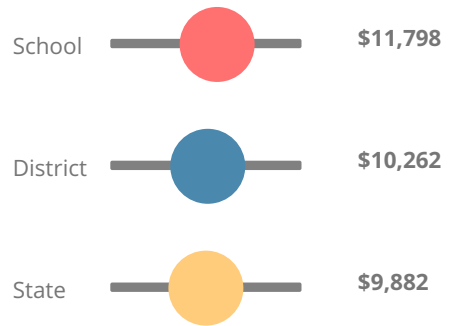
School Climate Star Rating



Financial Efficiency Star Rating

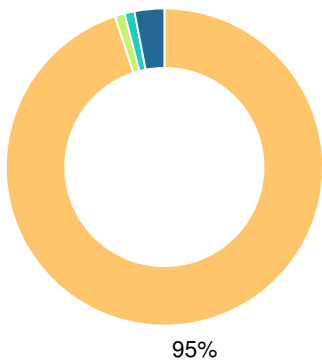


Per Pupil Expenditures



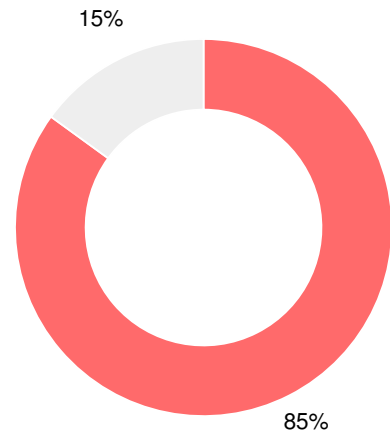
Race/Ethnicity

- Asian/Pacific Islander
- American Indian/Alaskan
- Black
- Hispanic
- Multi-racial
- 3% ● White



Economically Disadvantaged (ED)

- ED
- Not ED



Students with Disability (SWD)

- SWD
- Not SWD



English Language Learners (ELL)

- ELL
- Not ELL



Elementary

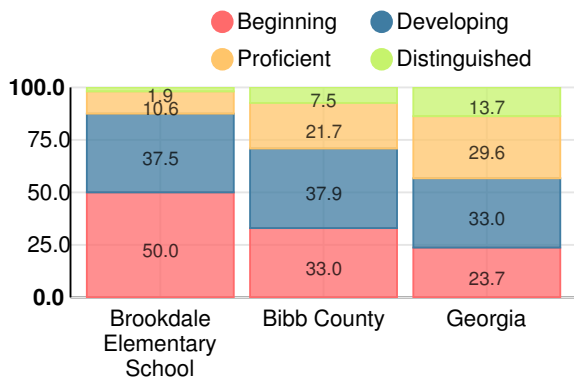
CCRPI Score

Brookdale Elementary School

Indicator	2019
Content Mastery	44.5
Progress	92.8
Closing Gaps	100.0
Readiness	67.4
CCRPI Score	74.3

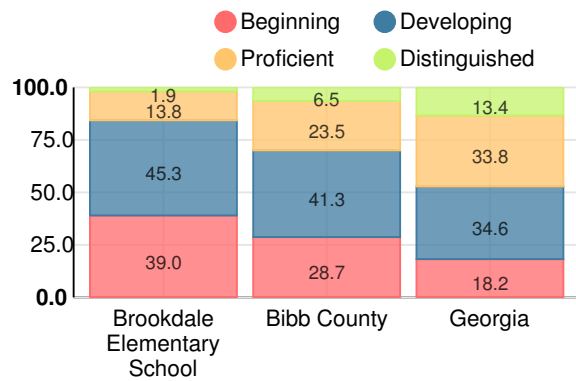
English

Percent of students scoring in each performance level on 2019 Georgia Milestones for elementary grades



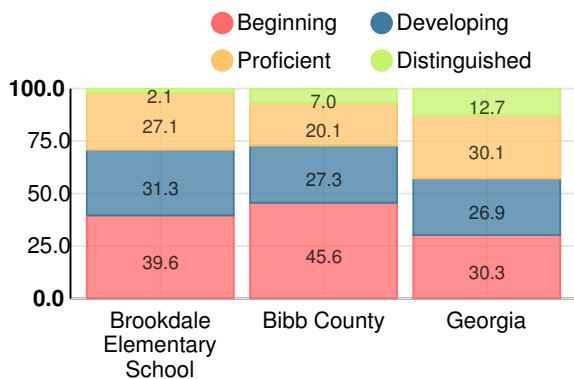
Mathematics

Percent of students scoring in each performance level on 2019 Georgia Milestones for elementary grades



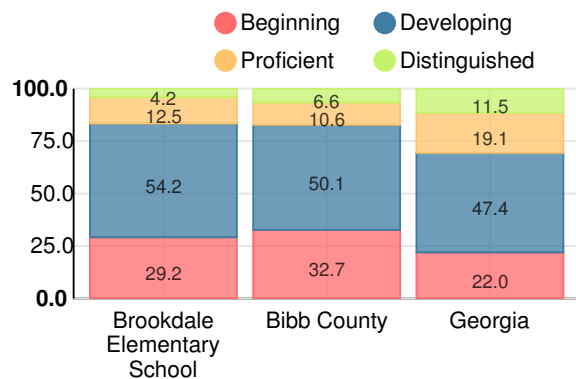
Science

Percent of students scoring in each performance level on 2019 Georgia Milestones for elementary grades



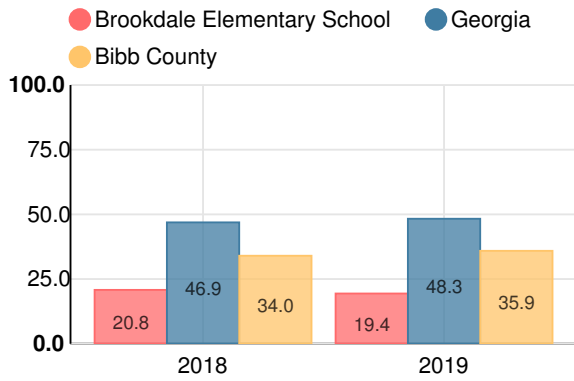
Social Studies

Percent of students scoring in each performance level on 2019 Georgia Milestones for elementary grades



**Reading at or above the Grade Level Target
(3rd Grade)**

Percent of students in grade 3 achieving Lexile measure equal to or greater than 670



**Reading at or above the Grade Level Target
(5th Grade)**

Percent of students in grade 5 achieving Lexile measure equal to or greater than 920

