



Norton Park Elementary School

 041 Gray Road, Smyrna, GA 30082

 678-842-5833

 Grades: K-5

 Enrollment: 838 students

Note: For information on educator qualifications and other federal reporting requirements, [click here](#).
Discipline data are available in the [K-12 Student Discipline Dashboard](#).

Performance Snapshot

- Norton Park Elementary School's **overall performance is higher than 68% of schools in the state** and is lower than its district.
- Its students' **academic growth is higher than 79% of schools in the state** and higher than its district.
- 30.9% of its 3rd grade students are reading at or above the grade level target.**
- Norton Park Elementary School is **Beating the Odds**, meaning that it performs better than similar schools.

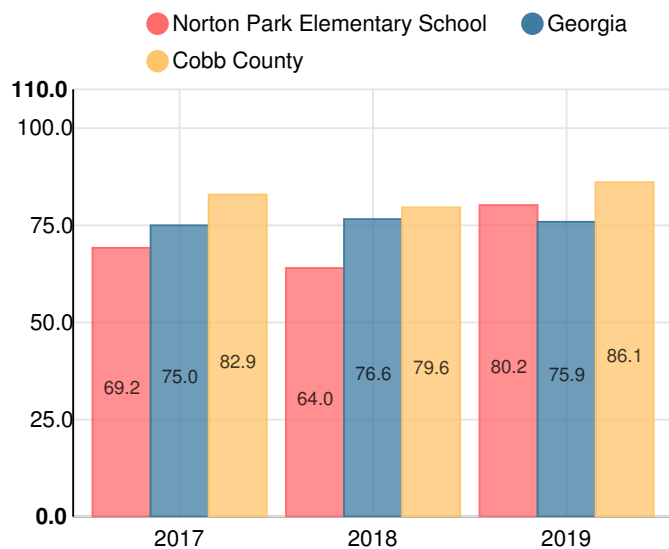
School Wide

B80.2

Year	Norton Park Elementary School
2019	B
2018	D
2017	D
2016	D
2015	F

Grade conversion	
A	90 - 100
B	80 - 89.9
C	70 - 79.9
D	60 - 69.9
F	0 - 59.9

CCRPI Single Score



Student Mobility Rate

20.1%

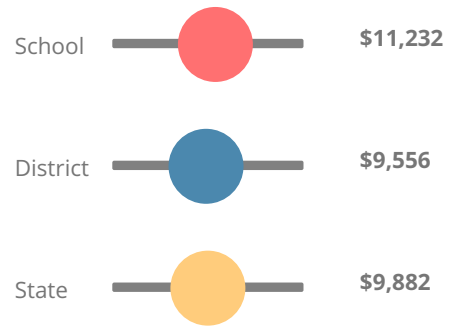
School Climate Star Rating



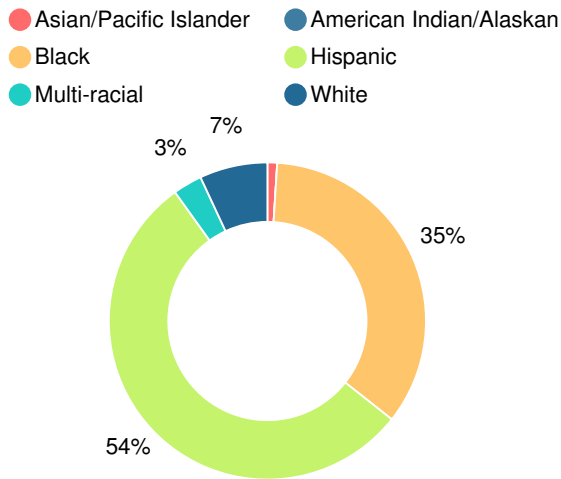
Financial Efficiency Star Rating



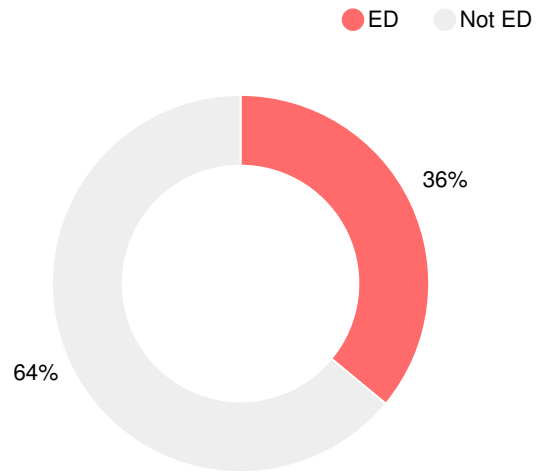
Per Pupil Expenditures



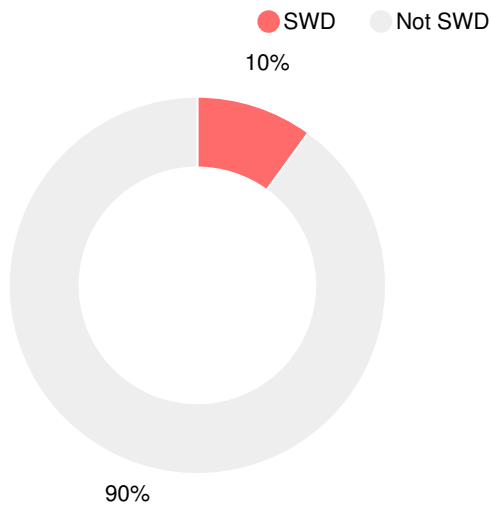
Race/Ethnicity



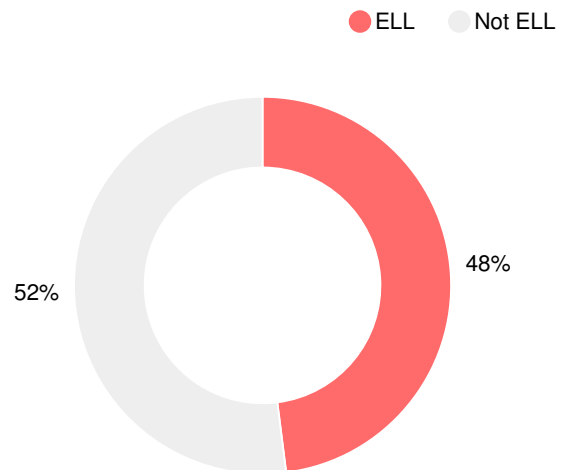
Economically Disadvantaged (ED)



Students with Disability (SWD)



English Language Learners (ELL)



Elementary

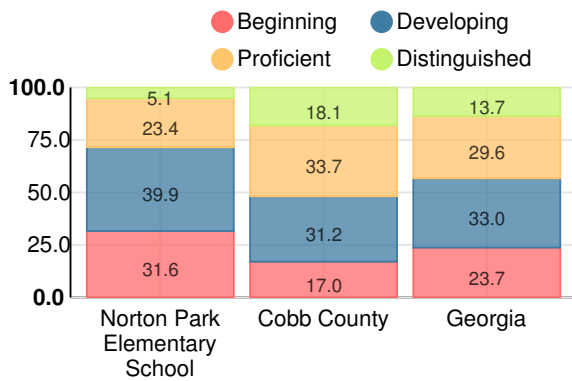
CCRPI Score

Norton Park Elementary School

Indicator	2019
Content Mastery	58.9
Progress	91.9
Closing Gaps	100.0
Readiness	76.9
CCRPI Score	80.2

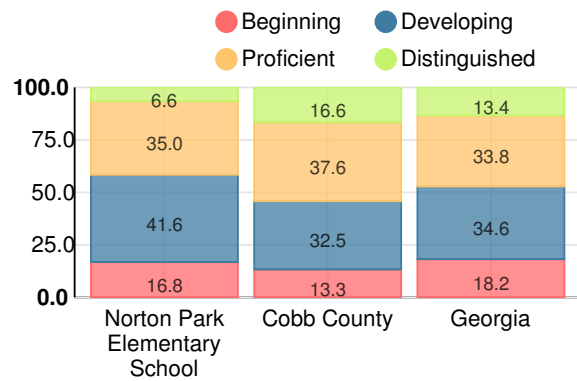
English

Percent of students scoring in each performance level on 2019 Georgia Milestones for elementary grades



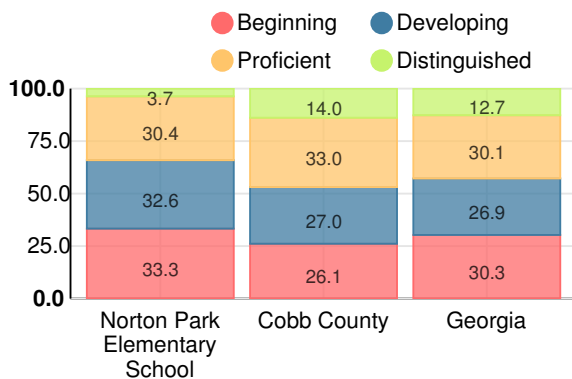
Mathematics

Percent of students scoring in each performance level on 2019 Georgia Milestones for elementary grades



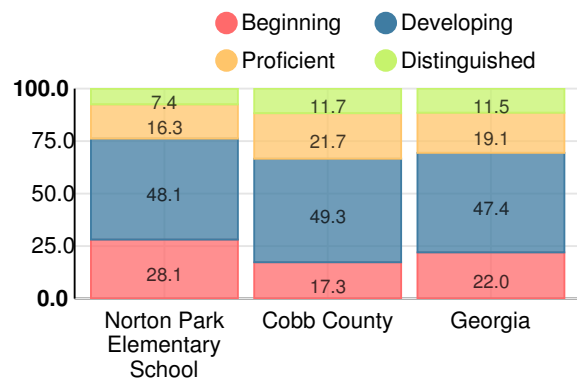
Science

Percent of students scoring in each performance level on 2019 Georgia Milestones for elementary grades



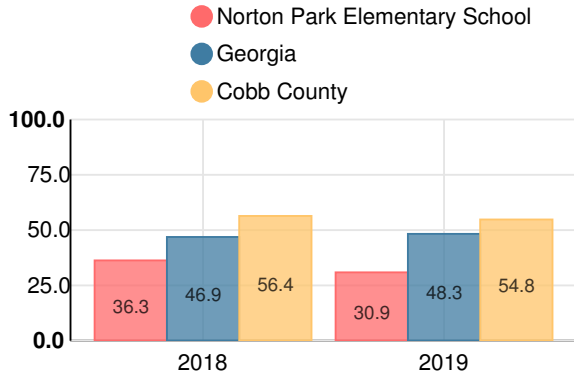
Social Studies

Percent of students scoring in each performance level on 2019 Georgia Milestones for elementary grades



**Reading at or above the Grade Level Target
(3rd Grade)**

Percent of students in grade 3 achieving Lexile measure equal to or greater than 670



**Reading at or above the Grade Level Target
(5th Grade)**

Percent of students in grade 5 achieving Lexile measure equal to or greater than 920

